

2023



JK RACING

ZETA

DRC
HARDWARE

CATALOG



talio

Photo credit : YOSHIMURA SERT Motul



JMX YAMAHA FACTORY RACING TEAM



JMX Honda Dream Racing Bells/Bells Racing



JMX Team Kawasaki R&D



JMX Mountain Riders




JMX UZUSHIO RACING TEAM



WGPMX JK Racing Itary



France MX GMS YAMAHA France





FMX MX-VIRUS
DAISUKE SUZUKI



Photo credit : YOSHIMURA SERT Motul

ENDURANCE WORLD CHAMPIONSHIP YOSHIMURA SERT Motul



BRITISH SUPERBIKE Buildbase Suzuki

INDEX

Z ZETA

CONTROL	4-17
LEVER	18-27
HANDLEBAR ACCESSORIES	28-35
HAND GUARD	36-53
BODY GUARD	54-67
BODY PARTS	68-101
FOOT PARTS	102-106
SUSPENSION	107-120
ACCESSORIES	121

Z-CARBON

CARBON	122-123
--------	---------

Z WHEEL

WHEEL	124-140
BRAKE HOSE	141
BRAKE DISC	142-143

DRG

EXHAUST	144
CONTROL	145-149
TOURING	150-156
ELECTRICAL	157-164
BODY PARTS	165-179
DRIVE	180-185
TOOL	186-203
TRANSPORT	204-206
GARAGE	207-210
ACCESSORIES	211

M motion

SEAT / NUMBERS	212-213
----------------	---------

DELTA

EXHAUST	214-215
---------	---------

Z ZETA STREET

CONTROL	216-221
LEVER	222-231
BODY	232-233

Z ZETA TITANIUM

TITANIUM	234-246
----------	---------

DFG

	247-258
--	---------



ZETA

SX3 HANDLEBAR 1 1/8 in (28.6 mm)

- ZETA revolutionary over-sized handlebar.
- Tested and developed by Japanese factory riders.
- Made of A7075-T6 aluminum for strength and durability.
- Knurled grip area to resist slippage.
- Many bends available for MX racers, ED, Mini racer, Free style, Super Motard, and Trial.
- Includes large size foam bar pad.
- Available in black, red and blue colors.

1
Black

2
Blue

3
Red



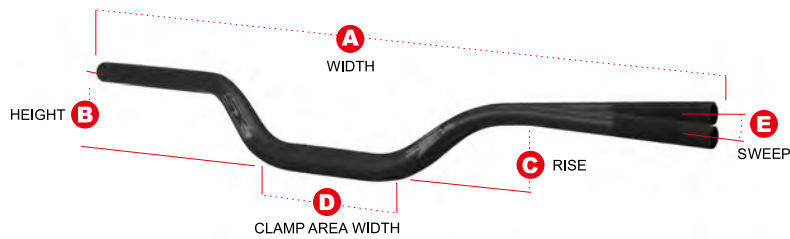
Laser printed logos and handlebar positioning gauge for accurate handlebar position setting.



Tapered handlebar provides high rigidity and shock absorption.



Plastic bar end caps installed.
ZE01-0001



Model	Part #	Handlebar dimensions					Color			Approximate bend
		A	B	C	D	E	Black	Blue	Red	
MX-111	ZE06-111 #	806	83	49	215	53	1	2	3	CR/CRF-Low, KXF-Low
MX-123	ZE06-123 #	806	98	64	215	53	1	2	3	CR125R/250R'04-07, CRF250R'04-18, CRF450R'04-18, CRF450RX'17-18, CRF250X'04-17, CRF450X'05-23, CRF450L'19-20, CRF450RL'21-23, KX125/250/250F/450F'06-18, KX250/450'19-20, KLX450R'08-09
MX-214	ZE06-214 #	803	95	57	213	54	1	2	3	KX125/250'03-05, RM125/250'02-05, RMZ250'04-06, KX250F'04-05
MX-313	ZE06-313 #	805	80	52	205	60	1	2	3	RM125/250'06-, RMZ250'07-18, RMZ450'05-17, RMX450Z'10-17, DRZ400SM, KTM125/150SX'08-12, 250SX'08-12, 250/350/450SX-F'08-12, 250XC-F'11-12, 350XC-F'12, YZ125/250'06-20, YZ250F'06-18, YZ450F'06-17, YZ125X'17-20, YZ250X'16-20, YZ250FX'15-19, YZ450FX'16-18, WR250F'13-19, WR450F'13-18
MX-414	ZE06-414 #	803	84	55	209	49	1	2	3	YZ125'21-23, YZ250'21-23, YZ125X/250X'21-23, YZ250F'19-23, YZ450F'18-23, YZ450FX'19-23, YZ250FX'20-23, WR250F'20-23, WR450F'19-23, CRF250R'19-23, CRF250/RX'19-23, CRF450R'19-23, CRF450RX'19-23
MX-415	ZE06-415 #	804	91	54	210	52	1	2	3	KTM SX/SX-F/XC-F/XC/XC TPI'16-22
MX-542	ZE06-542 #	811	79	42	195	50	1			KTM EXC/EXC TPI/EXC-F/XC-W/XC-W TPI'16-22
MX-543	ZE06-543 #	805	88	61	205	40	1			
Super-Low	ZE06-602 #	805	65	29	200	48	1			
Super Moto-Low	ZE06-661 #	800	80	45	200	62	1			
Super Moto-Medium	ZE06-665 #	800	95	60	200	62	1			
FMX	ZE06-671 #	802	108	70	220	54	1			EIGO SATO MODEL
FMX-TAKA	ZE06-674 #	777	123	70	228	56	1			TAKA HIGASHINO MODEL
Trial Competition	ZE06-754 #	797	99	62	178	45	1			FUMITAKA NOZAKI MODEL
Trial Competition-2	ZE06-755 #	797	108	58	180	40	1			FUMITAKA NOZAKI MODEL
Mini Racer-Medium	ZE06-931 #	750	110	77	195	55	1			CR85, CRF150R, YZ85'18
Mini Racer-HIGH	ZE06-942 #	760	125	92	205	55	1			

Add color number to complete number for ordering.



Comes with large foam SX Bar pad.



Front

ZETA
BAR PAD

- Designed for use with ZETA SX handlebars.
 - Graphics resistant to power washers and stains.
 - Provides rider protection while padding the bar mount area.
- Size W 170 mm x D 80 mm x H 65 mm

Part #	Color
ZE01-0132	Black

CONTROL

LEVER

HANDLEBAR ACCESSORIES

HAND GUARD

BODY GUARD

BODY PARTS

FOOT PARTS

SUSPENSION

ACCESSORIES

CARBON

7075-T6 ALUMINUM



ZETA CX HANDLEBAR 7/8 (22.2 mm)

- ZETA 22.2 mm handlebar for top riders.
- Made of durable 7075 - T6 aluminum with brace on the handlebar to provide direct control.
- Laser printed logos and handlebar positioning gauge for accurate handlebar position setting.
- Knurled grip area to resist slippage.
- Comes with plastic bar end cap and comp handlebar pad.
- Many bends available for MX racers, ED, Mini racers, Super motard and Trial.
- Available in black, red and blue colors.



Laser printed logos and handlebar positioning gauge for accurate handlebar position setting.

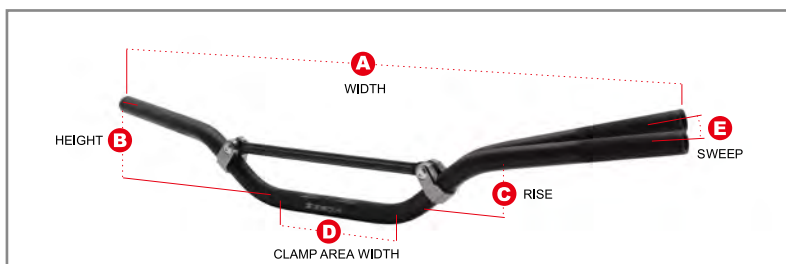


Comes with high gloss bar pad.



Plastic bar end caps installed.

Part #
ZE01-0001



Model	Part #	Handlebar dimensions					Color			Approximate bend
		A	B	C	D	E	Black	Blue	Red	
MX-111	ZE09-111 #	806	83	49	215	53	1	2	3	CR/CRF-Low, KXF-Low
MX-123	ZE09-123 #	806	98	64	215	53	1	2	3	CR125R/250R'04-07, CRF250R'04-18, CRF450R'04-18, CRF450R'17-18, CRF250X'04-17
MX-214	ZE09-214 #	803	95	57	213	54	1	2	3	CRF450X'05-23, CRF450L'19-20, CRF450RL'21-23, KX125/250/250F/450F'06-18
MX-412	ZE09-412 #	800	90	63	213	58	1	2	3	KX250/450'19-20, KLX450R'08-09
Dual Sport-Medium	ZE09-645 #	800	90	61	200	78	1	2	3	KX125/250'03-05, RM125/250'02-05, RMZ250'04-06, KX250F'04-05
Super Moto-Low	ZE09-661 #	800	80	45	200	62	1	2	3	YZ125/250/250F/450F'03-05, WR250F/450F03-05
Super Moto-Medium	ZE09-665 #	800	95	60	200	62	1	2	3	DRZ400S/SM, KLX250-'07, D-TRACKER-'07
Mini Racer-Low	ZE09-922 #	740	95	62	190	55	1			CRF250L/M, CRF250L(S), CRF250RALLY, CRF250RALLY(S), CRF300L/CRF300L RALLY
Mini Racer-Medium	ZE09-931 #	750	110	77	195	55	1			SEROW250
Mini Racer-HIGH	ZE09-942 #	760	125	92	205	55	1			KLX250'08-15, D-TRACKER'08-15, WR250R/X
4st Mini 125 #1	ZE09-972 #	745	155	124	197	60	1			RM85, KX85
4st Mini 110 #1,#2	ZE09-975 #	690	165	121	194	60	1			CR85R, CRF150R, YZ85-'18
										CRF125F'14-23 TTR125E/LE'05-22
										CRF110F'19-22 TTR110E'08-22, KLX110/L'10-23

#1 Can be installed with stock throttle wires and brake hoses.
 #2 When installing on the TTR110E, adjust the throttle case forward to make room for the throttle wire.
 # Add color number to complete number for ordering.



CONTROL



LEVER



HANDLEBAR ACCESSORIES



HAND GUARD



BODY GUARD



BODY PARTS



FOOT PARTS



SUSPENSION



ACCESSORIES



CARBON





ZETA

CX HANDLEBAR 7/8 in (22.2mm) 4st MINI 110

- ZETA 22.2 mm handlebar for CRF110F/TT-R110E/KLX110/L.
- Made of durable 7075 - T6 aluminum with brace on the handlebar to provide direct control. B15
- Available in black colors.

Model	Part #	Handlebar dimensions					Color
		A	B	C	D	E	
CRF110F'19-22 TTR110E'08-22 KLX110/L'10-23 #1,#2	ZE09-9751	690	165	121	194	60	Black

- #1 Can be installed with stock throttle wires and brake hoses.
- #2 When installing on the TTR110E, adjust the throttle case forward to make room for the throttle wire.



ZETA

CX HANDLEBAR 7/8 in (22.2mm) 4st MINI 125

- ZETA 22.2 mm handlebar for CRF125F, TTR125/LE.
- Made of durable 7075 - T6 aluminum with brace on the handlebar to provide direct control. B15
- Available in black colors.

Model	Part #	Handlebar dimensions					Color
		A	B	C	D	E	
CRF125F'14-23 TTR125E/LE'05-22 #1	ZE09-9721	745	155	124	197	60	Black

- #1 Can be installed with stock throttle wires and brake hoses.



ZETA

SX3 HANDLEBAR 11/8 in (28.6mm) Trial Competition-2

- ZETA revolutionary over-sized handlebar.
- Made of A7075-T6 aluminum for strength and durability.
- Many bends available for Trial.
- Available in black color.

Model	Part #	Handlebar dimensions					Color
		A	B	C	D	E	
Trial Competition-2 Fumitaka Nozaki	ZE06-7551	797	108	58	180	40	Black

ZETA

SX3 BAR PAD Trial

Part #
ZE01-0152



CONTROL



LEVER



HANDLEBAR ACCESSORIES



HAND GUARD



BODY GUARD



BODY PARTS



FOOT PARTS



SUSPENSION

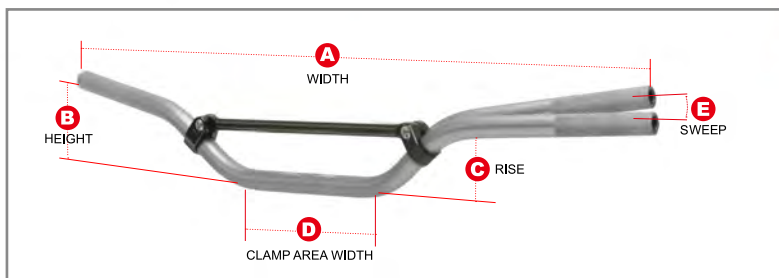



ACCESSORIES



CARBON





Model	Part #	Handlebar dimensions					color			Approximate bend
		A	B	C	D	E	Gray	Blue	Red	
Dual Sport-Low	ZE07-641 #	800	75	46	200	78	8	2	3	XR250/Baja/Motard XR230/Motard SEROW225 DRZ400S/SM KLX250-'07 D-TRACKER-'07 CRF250L/M CRF250L(S) CRF250RALLY(S) CRF300L/L RALLY
Dual Sport-Medium	ZE07-645 #	800	90	61	200	78	8	2	3	
Motard-Low	ZE07-661 #	800	80	45	200	62	8	2	3	SEROW250
Motard-Medium	ZE07-665 #	800	95	60	200	62	8	2	3	KLX250'08-16 D-TRACKER'08-16 WR250R/X
50-Mini	ZE07-902 #	715	215	193	145	40	8			CRF50F,TTR50,DRZ50/70
110-Mini	ZE07-904 #	743	173	144	190	45	8			KLX110/L
Mini-Trail	ZE07-993 #	775	106	80	181	60	8	2	3	KLX125,D-TRACKER125 KLX150S,XTZ125

Add color number to complete number for ordering.

ZETA COMP HANDLEBAR 7/8 in (22.2 mm)

- Upgrade comp handlebar for all riders.
- Made of a strong and durable material.
- Available in titanium, red and blue anodized colors.
- Knurled grip area to resist slippage.
- Comes with plastic bar end caps.
- Laser printed position grid.



Laser printed logos and handlebar positioning gauge for accurate handlebar position setting.



Plastic bar end caps installed.

Part #

[ZE01-0001](#)



ZETA COMP BAR PAD

- Provides rider protection while padding the bar mount area.
- Graphics resistant to power washers and stains.
- Available in 4 colors.

Standard size

Part #	Color	Size
ZE47-9131	Blue	254 mm (10")
ZE47-9132	Black	
ZE47-9133	Red	
ZE47-9136	White	

Mini size

Part #	Color	Size
ZE47-9232	Black	220 mm (8.8")





ZETA
SPECIALIZED HANDLEBAR CT125/TRAIL125

- Aluminum handlebar specially designed for the CT125 Hunter Cub.
- Wide upbend with the smooth shape that only aluminum handlebars can provide, emphasizing off-road performance and stability.
- Includes position grid for easy setting of handlebar position. (1).
- Installation is a bolt-on design with pre-drilled holes for the switch box. (2)
- Also compatible with ZETA Adventure Armor Handguard CT125 (P45) for easy and secure fit. (3)
- Included stays that fit the stock blinkers, allowing the position to be moved. (4)
- The stock cables and wiring can be installed without modification.
- Sandblasted, black anodized finish.

Please note
No knurling of grip mounting area, crossbar and plastic bar end caps are not included. The stock bar end plugs cannot be used. Use ZETA bar end plugs or bar end plugs with handlebar inner diameter of 13.8mm. See p.7 for handlebar dimensions. Compatible with stock cables.

Model	Part #	Handlebar dimensions					Color
		A	B	C	D	E	
CT125'20-22 TRAIL125'21-22	ZE07-9961	773	187	155	201	68	Black



ZETA
SPECIALIZED HANDLEBAR MONKEY125

- Made of Aluminum wide up bend creates smooth shape and provides driving performance and stability.
- Brace increases the rigidity of the handle and provides direct handling and vibration reduction effect.
- Position grid makes a handle position setting easy.
- Protect your chin from unexpected accidents by attaching an optional bar pad (supports up to 220 mm in width). Sandblasting / Black alumite finish.
- The handle mounting is a bolt-on design with holes for the switch box.(1)
- Equipped with M6 insert nut on the bar end.(2)
- A stock bar end plug etc. can be installed.(P.33),(3)
- Compatible with ZETA Adventure Hand Guard for Monkey 125 (P.45), it fits easily and securely.(4)

Model	Part #	Handlebar dimensions					Color
		A	B	C	D	E	
MONKEY125'19-21	ZE07-9951	710	185	145	205	95	Black



ZETA
SPECIALIZED HANDLEBAR CROSS CUB 110

- Made of Aluminum wide up bend creates smooth shape and provides driving performance and stability.
- Stock cables and wiring can be installed without alteration.
- The handle mounting is a bolt-on design with holes for the switch box.(1)
- With "Position Grid" that facilitates handle position setting.(2)
- The optional ZETA bar end plug (P.33) can be installed. Stock bar end cannot be installed.(3)
- Compatible with ZETA Adventure Armor Hand Guard (P.41), it fits easily and securely.(4)

*No knurling on the grip mounting part, crossbar and plastic bar end cap are not included.

Model	Part #	Handlebar dimensions					Color
		A	B	C	D	E	
CROSS CUB110'18-21	ZE07-9941	780	123	110	180	75	Black



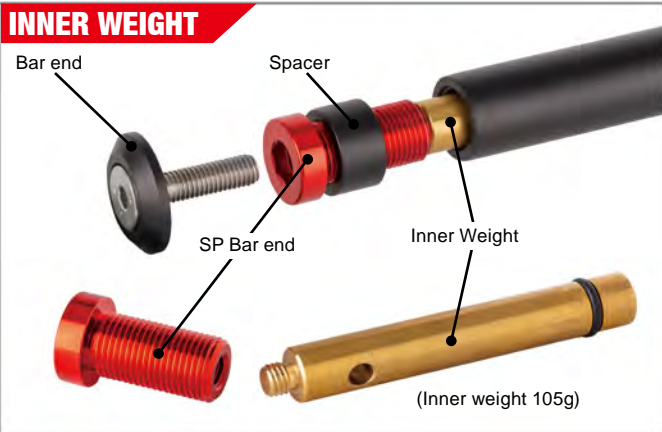
CROSS BAR

Ability to attach mobile devices.
 "Vibration suppression of the handlebar. (Mounting range 180mm)"
 * Bar pad cannot be installed.



RIDING POSITIONS

The length of the handlebar is selectable using the SP bar end adapter and spacer. Works for mini trails and full-size bikes.



Detachable brass inner weight.
 Inner can be removed for lighter weight and to suppress uncomfortable vibrations.



ARMOR HAND GUARD

Directly attachable to the SP bar end adapter. Easily installable and securely fixed.
 * When installing on the Adventure Armor Handguard, check for any interference with the brake banjo bolt.
 * The anchor bolts included with the armor hand guard are not used.



BAR END PLUGS

Easily attachable to the SP bar end adapter and securely fixed.
 * When installing a closed grip, the bar end cannot be used.
 * ZETA bar end plug series cannot be installed.


ZETA EXPLORER HANDLEBAR

- Equipped with the best functions and inner weight for touring.
- Available 2 bends, S-1 for sport bend, T-2 for long touring bend.
- Selectable total length using the SP bar end and spacer for your favorite position.

* Use the Bar Rise series (P13) to change the height of the handlebar.
 * The bar pad cannot be attached.

Part #	Model	Handlebar dimensions (mm)				
		A	B	C	D	E
ZE07-0100	S-1 Sports Type	775 (800)	90(92)	60	184	60(63)
ZE07-0150	T-1 Touring Type	775 (800)	90(92)	60	184	82(85)

* Size shows handlebar width with SP bar end.
 Size in brackets shows handlebar width with spacer.



DETAIL

High-strength aluminum sandblasted with black anodized finish
 Laser print is placed in each part.



ZETA EXPLORER HANDLEBAR REPLACEMENT BAR ENDS

Part #
 ZE07-0900

CONTROL



LEVER



HANDLEBAR ACCESSORIES



HAND GUARD



BODY GUARD



BODY PARTS



FOOT PARTS



SUSPENSION



ACCESSORIES



CARBON



ZETA HANDLEBAR CLAMP KIT

- Adjustment system to fit each rider's size, style and type of riding .
- The innovative adjusting system gives you the option of 8 different " back and forth " positions . (Maximum)
- The optional lower clamp enables a total of 4 different heights .
- Provides 32 different positions to fit anyone's needs . (Maximum)
- Made of CNC machined 7000 grade aluminum .
- Available for SX over-sized bars and Comp standard-sized bars as well .



CRF250R/450R
ZE11-1124



CRF125F
ZE11-1102



CRF250R/450R
ZE11-1125



WR250R/X
ZE11-4252



CRF250L/M/RALLY
ZE11-1256



DRZ400SM
ZE11-3403



The one-piece upper bar clamp helps stabilize handlebar and prevents bar twist when falling down.



One piece stabilizer is set by 4 special bolts. To securely mount handlebar, the clamp is designed to be tightened first with the 2 front side bolts, then the 2 rear side bolts.



Reinforcing ribs are positioned for maximized strength and minimized weight.



Specially designed lower bar clamp provides the option of 8 different back and forth positions in 5 mm increments. (Maximum)



The two holes allow 2 back and forth positions of the handlebar clamp on the top clamp. Utilizing the optional lower clamp enables different handlebar height positions.



Front fork clamp area designed to securely clamp the front fork. Specially designed front fork bolts are made of stainless to prevent corrosion.

CONTROL



LEVER



HANDLEBAR ACCESSORIES



HAND GUARD



BODY GUARD



BODY PARTS



FOOT PARTS



SUSPENSION



ACCESSORIES



CARBON



Bike	Year	Part #		Bar Clamp Size	
		SX	COMP	Upper	Lower
HONDA					
CR85R	03-07	ZE11-1081	ZE12-1081	80	50
CRF150R	07-22	ZE11-1081	ZE12-1081	80	50
CR125R/250R	00-07	ZE11-1122	ZE12-1122	90	35
CRF250R	04-07	ZE11-1122	ZE12-1122	90	35
	08-09	ZE11-1123	ZE12-1123	90	35
CRF250R (Red Body)	10-17	ZE11-1124	-	90	35
	10-17	ZE11-1125	-	90	35
CRF450R	02-07	ZE11-1122	ZE12-1122	90	35
	08	ZE11-1123	ZE12-1123	90	35
CRF450R (Red Body)	09-16	ZE11-1124	-	90	35
	09-16	ZE11-1125	-	90	35
CRF110F (Red Body) #1	13-23	ZE11-1102	ZE12-1102	80	35
CRF125F (Red Body) #1	14-23	ZE11-1102	ZE12-1102	80	35
CRF230F	03-15	ZE11-1235	ZE12-1235	90	35
CRM250R/AR	94-98	ZE11-1252	ZE12-1252	90	35
CRF250L (Red Body)	12-20	ZE11-1256	ZE12-1256	90	35
CRF250L (Red Body) #2	21	ZE11-1256	ZE12-1256	90	35
CRF250L(S) (Red Body) #2	21	ZE11-1256	ZE12-1256	90	35
CRF250M (Red Body)	13-17	ZE11-1256	ZE12-1256	90	35
CRF250RALLY (Red Body)	17-20	ZE11-1256	ZE12-1256	90	35
	21	ZE11-1256	ZE12-1256	90	35
CRF250RALLY(S) (Red Body)	21	ZE11-1256	ZE12-1256	90	35
CRF300L (Red Body) #3	21-22	ZE11-1256	ZE12-1256	90	35
CRF300L RALLY (Red Body)	21-22	ZE11-1256	ZE12-1256	90	35
XR250/MOTARD	03-07	ZE11-1252	ZE12-1252	90	35
XR400 MOTARD	05-08	ZE11-1252	ZE12-1252	90	35
YAMAHA					
YZ80/85	93-18	ZE11-4081	ZE12-4081	80	50
YZ125/250	06-22	ZE11-4124	ZE12-4124	90	35
YZ125X	17-22	ZE11-4124	ZE12-4124	90	35
YZ250X	16-22	ZE11-4124	ZE12-4124	90	35
YZ250F	06-08	ZE11-4124	ZE12-4124	90	35
	09-11	ZE11-4127	-	90	40
YZ450F	06-08	ZE11-4124	ZE12-4124	90	35
	09	ZE11-4127	-	90	40
WR250F	05	-	-	90	35
	07-14	-	ZE12-4126	90	35
WR450F	05	-	-	90	35
	07-11	-	ZE12-4126	90	35
TT-R50E	06-21	-	ZE12-4051	-	-
TRICKER	04-18	ZE11-4232	ZE12-4232	80	35
SEROW250	05-20	ZE11-4233	ZE12-4233	80	35
XT250X	06-17	-	ZE12-4233	80	35
WR250R/X (Blue Body)	07-20	ZE11-4252	ZE12-4252	90	35
KAWASAKI					
KX80	98-00	ZE11-2082	ZE12-2082	80	50
KX85	01-23	ZE11-2082	ZE12-2082	80	50
KX100	98-21	ZE11-2082	ZE12-2082	80	50
KX112	22-23	ZE11-2082	ZE12-2082	80	50
KX250F	06-08	ZE11-2125	ZE12-2125	90	35
	09-10	ZE11-2129	-	90	35
KX450F	06-08	ZE11-2126	ZE12-2126	90	35
	09-12	ZE11-2128	-	90	35
KLX110/L	02-22	-	-	80	35
KLX250	98-07	-	-	90	35
	08-20	-	-	90	35
D-TRACKER/X	98-07	-	-	90	35
	08-16	-	-	90	35
SUZUKI					
RM85	02-21	ZE11-3081	ZE12-3081	80	50
RM125	05-08	ZE11-3122	ZE12-3122	90	40
RM250	04-08	ZE11-3122	ZE12-3122	90	40
RMZ250	07-15	ZE11-3123	ZE12-3123	90	40
RMZ450	05-09	ZE11-3123	ZE12-3123	90	40
DRZ50/70	08-20	-	ZE12-3051	-	-
250SB	02-06	-	-	90	35
DRZ400SM (Black Body)	04-21	ZE11-3403	-	90	40

#1 The gasoline warning light does not come on from '19-.

#2 Stock indicator stay cannot be installed.

#3 For vehicles equipped with LED headlights,

Stock indicator stays cannot be installed (AUx, TAlx, US0, UK0, etc.)

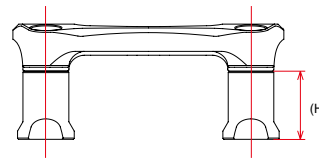


ZETA

OPTION LOWER CLAMP

- Optional lower clamps for adjusting the height of handlebar.
- Available in 4 different heights.
- Set-ups range from 35 mm to 65 mm in 10 mm increments.

Part #	Height (H)	Handlebar clamp Dimension
ZE31-4135	35mm (1.2")	COMP 22.2mm (1 1/8" bars)
ZE31-4140	40mm (1.6")	
ZE31-4150	50mm (2.0")	
ZE31-4165	65mm (2.6")	
ZE31-4235	35mm (1.2")	SX 28.6mm (7/8" bars)
ZE31-4240	40mm (1.6")	
ZE31-4250	50mm (2.0")	
ZE31-4265	65mm (2.6")	

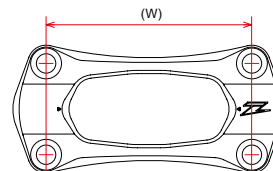


ZETA

OPTION UPPER CLAMP

- Replacement stabilizer for ZETA handlebar clamp kit.
- Use with optional lower bar clamp when changing bar size.

Part #	Wide (W)	Handlebar clamp Dimension
ZE31-2180	80mm (3.2")	COMP 22.2mm (1 1/8" bars)
ZE31-2190	90mm (3.5")	
ZE31-3180	80mm (3.2")	SX 28.6mm (7/8" bars)
ZE31-3190	90mm (3.5")	



CONTROL



LEVER



HANDLEBAR ACCESSORIES



HAND GUARD



BODY GUARD



BODY PARTS



FOOT PARTS



SUSPENSION



ACCESSORIES



CARBON





**CRF300L/L
RALLY**



CONTROL



**ZETA
TRIPLE CLAMP KIT**

- Complete triple clamp kits for CRF250L/M/RALLY, CRF300L/L RALLY, WR250R/X and DRZ400SM.
- Clamp body is made of CNC machined durable aluminum with beautiful anodized finish.
- Comes with upper and lower clamps, stem shaft, stem nuts and SX bar size (28.6 mm) clamp.

Part #	Bike	Year	Color
ZE14-1256	CRF250L	12-20	Red
ZE14-1256	CRF250L(S) #1	21	Red
ZE14-1256	CRF250M	13-17	Red
ZE14-1256	CRF250RALLY	17-20	Red
ZE14-1256	CRF250RALLY(S)	21	Red
ZE14-1256	CRF300L #2	21-22	Red
ZE14-1256	CRF300L RALLY	21-22	Red
ZE14-4252	WR250R/X	07-20	Blue
ZE14-3403	DRZ400SM	04-21	Black

- #1 Stock indicator stay cannot be installed.
- #2 For vehicles equipped with LED headlights, Stock indicator stays cannot be installed (AUX, TALx, US0, UK0, etc.)

CAUTION

- This kit does not come with stem bearings.
- OE lower clamp bearing, dust seal and 2 of main switch mount bolts may be required for installing this top triple clamp kit.
- Press fit machine or special bearing installation tool would be required for lower clamp bearing installation.



**WR250R/X
BLUE**



DRZ400SM



LEVER



HANDLEBAR
ACCESSORIES



HAND
GUARD



BODY
GUARD



BODY
PARTS



FOOT
PARTS



SUSPENSION



ACCESSORIES



CARBON

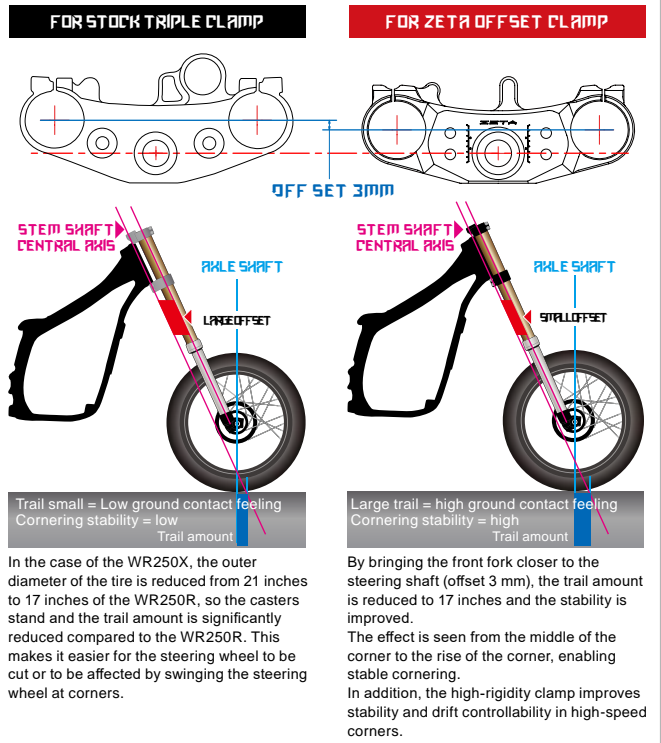


**WR250X
BLACK
(3 MM OFFSET)**

**ZETA
TRIPLE CLAMP KIT 3 mm OFFSET CLAMP**

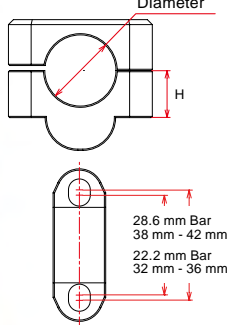
- 3 mm front fork offset clamp increases trail amount, provides quicker and more stable handling for super moto riding.

Part #	Bike	Year	Color
ZE14-4253	WR250X (3mm offset)	07-17	Black





BAR RISE KIT Dimension



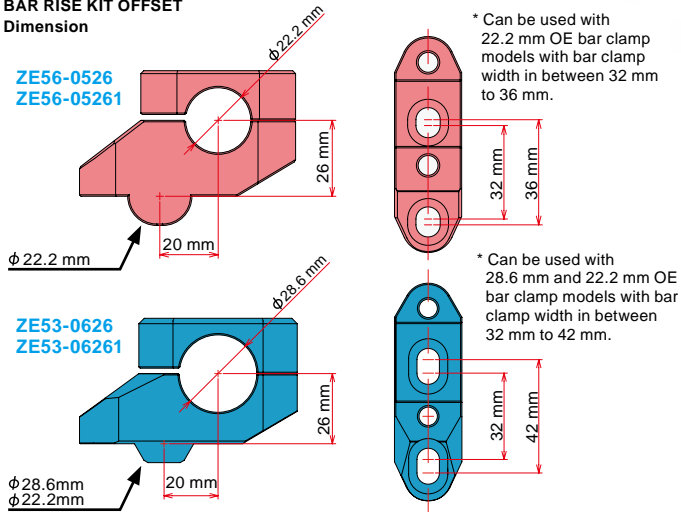
ZETA BAR RISE KIT

- Universal bar riser kit for over sized (28.6mm, 1 1/8") and standard size (22.2mm, 7/8") bar mount.
- Provides 19mm and 30mm higher height bar position than stock bar position.
- For use on dirt bikes and ATVs.
- Comes with bar clamp bolts.
- Made of A7009-T6 aluminum.

Size(H)	Bar Clamp	Color	Part #
19mm	22.2mm	Ti-color	ZE53-0119
		Black	ZE42-01191
	28.6mm	Ti-color	ZE53-0219
		Black	ZE53-02191
30mm	22.2mm	Ti-color	ZE53-0130
		Black	ZE53-01301
	28.6mm	Ti-color	ZE53-0230
		Black	ZE53-02301



BAR RISE KIT OFFSET Dimension



Standard bar 7/8 in (22.2 mm)

ZETA BAR RISE KIT OFFSET

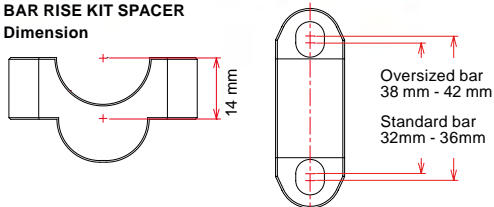
- ZETA Bar Rise Kit 20mm Offset
- This bar clamp kit can offset the handlebar position forward or backward by 20mm and bar clamp kit that can raise the height by 26mm.
- The kit is available for standard diameter bars and large diameter bars.
- The kit for standard diameter bars can be attached to 22.2mm handlebar mounts. (ZE56-0526/ZE56-05261)
- For large diameter bars, can be installed on 22.2mm/28.6mm handlebar mounts. (ZE56-0626/ZE56-06261)

Part #	Bar Clamp	Handlebar diameter	Color
ZE53-0526	22.2 mm	22.2 mm	Ti-color
ZE53-05261	22.2 mm	22.2 mm	Black
ZE53-0626 #	22.2 mm	28.6 mm	Ti-color
	28.6 mm		
ZE53-06261 #	22.2 mm	28.6 mm	Black
	28.6 mm		

Can be mounted on either 22.2/28.6mm vehicle bar mount (32-42mm pitch range)



BAR RISE KIT SPACER Dimension



ZETA BAR RISE KIT SPACER H : 14mm

- Universal spacers that are used in combination with a genuine upper clamp to raise the handle position.
- The height is 14 mm which is suitable for fine adjustment with less interference of wires.
- Can also be used to avoid handle interference when the fork protrusion amount is increased.
- Stainless steel M8 flange bolt 45 mm / M 8 cap bolt 40 mm corresponding to genuine upper clamp shape depending on the model is included 4 each.
- Lineup for standard diameter bar (22.2 mm) and oversized diameter bar (28.6 mm).

Part #	Size (H)
ZE53-0714	22.2 mm
ZE53-0814	28.6 mm

ZETA RX CLAMP KIT

- Designed for easy installation of over-sized bars (1 1/8") to stock rubber-mounted top clamp.
- Accepts 28.6 mm (1 1/8") handlebars with OEM triple clamps.
- The one-piece top bar mount helps stabilize rubber-mounted bars.
- Made of CNC machined A7009 aluminum.



ZE32-4011

Bike	Year	Part #
HONDA		
CR125R	00-07	ZE32-4011
CR250R	99-07	ZE32-4011
CRF250R	04-18	ZE32-4011
CRF450R	02-18	ZE32-4011
CRF450RX	17-18	ZE32-4011
CRF450L	19-20	ZE32-4011
CRF450RL	21-22	ZE32-4011
CRF250X	04-17	ZE32-4011
CRF450X	05-17	ZE32-4011
YAMAHA		
WR250R/X	07-20	ZE32-4045
KAWASAKI		
KX125	06-08	ZE32-4051
KX250	05-08	ZE32-4051
KX250F #2	05-18	ZE32-4051
KX250 #2	19	ZE32-4051
KX450F #1	06-18	ZE32-4051
KX450 #1	19-20	ZE32-4051
SUZUKI		
RMZ250	05-06	ZE32-4051

#1 '12-'20 models can only be installed on the front side.
 #2 '15-'19 models can only be installed on the front side.



CRF450L

ZETA RX2 CLAMP KIT

- Two-piece handlebar clamp kit developed for easy installation of over-sized bars (1 1 / 8") to stock rubber-mounted top clamp.
- Specially designed bolts enable three different back and forth positions. (stock , stock + / - 4 mm)
- Available for CR, CRF, KX, KXF and WR250R / X .
- The height is not adjustable.

#3 WR250R / X and KLX230R/R clamp is 10 mm higher than stock bar position.



ZE32-4201

ZE32-4245

Bike	Year	Part #
HONDA		
CR125R	00-07	ZE32-4201
CR250R	99-07	ZE32-4201
CRF250R	04-18	ZE32-4201
CRF450R	02-18	ZE32-4201
CRF450RX	17-18	ZE32-4201
CRF250X	04-17	ZE32-4201
CRF450X	05-17	ZE32-4201
CRF450L	19-23	ZE32-4201
CRF450L	19-20	ZE32-4201
CRF450RL	19-23	ZE32-4201
YAMAHA		
WR250R/X #3	07-20	ZE32-4245
WR250R/X #3	07-20	ZE32-4255
KAWASAKI		
KX125	06-08	ZE32-4201
KX250	05-08	ZE32-4201
KX250F	05-18	ZE32-4201
KX250/450	19-20	ZE32-4201
KX450F	06-18	ZE32-4201
KLX230 #3	20-21	ZE32-4255
KLX230R #3	20-22	ZE32-4255
KLX230R S #3	22-23	ZE32-4255
SUZUKI		
RMZ250	05-06	ZE32-4201

#3 The mounting position of the handlebar is 10mm higher than stock product



WR250R

ZETA RUBBER KILLER

- Solid cones for rubber bar mounted stock triple top clamps.
- Provides direct control and prevents bar twist when falling down.
- Finished in anodized red, blue, orange and h-blue colors.
- Comes in a set of 4 solid cones.
- Made of A7009 aluminum.



ZE37-0311

ZE37-0322

ZE37-0352

ZE37-0359

Part #	Bike	Color
ZE37-0311	HONDA	Red
ZE37-0321	KAWASAKI	Red
ZE37-0322	KAWASAKI	Blue
ZE37-0331	SUZUKI	Red
ZE37-0341	YAMAHA	Blue
ZE37-0351	HUSQVARNA	Blue
ZE37-0352	KTM	Orange
ZE37-0359	HUSQVARNA	H-Blue



KTM 350SX-F

CONTROL

LEVER

HANDLEBAR ACCESSORIES

HAND GUARD

BODY GUARD

BODY PARTS

FOOT PARTS

SUSPENSION

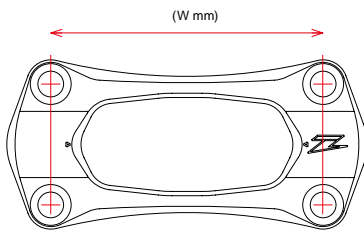
ACCESSORIES

CARBON



ZETA
COMP STABILIZER 7/8 in (22.2mm)

- One-piece top bar mount for standard 7/8" bars.
- Improves steering control and rigidity.
- Install with stock handlebar clamp bolts.
- Made of CNC machined A7009 aluminum.



ZETA
SX STABILIZER 1 1/8 in (28.6 mm)

- One-piece top bar mount for oversized 1/18" bars.
- Improves steering control and rigidity.
- Comes with bar clamp bolts.
- Made of CNC machined A7009 aluminum.



Bike	Year	Comp	
		Part #	(mm)
HONDA			
CR125R	95-99	ZE33-2100	100
CR250R	95-98	ZE33-2100	100
CRM250R/AR	89-98	ZE33-2100	100
CRF150L	18	ZE33-2100	100
CRF250L	12-21	ZE33-2100	100
CRF250RALLY	17-21	ZE33-2100	100
CRF250L(S)/RALLY(S)	21	ZE33-2100	100
CRF300L/L RALLY	21-22	ZE33-2100	100
XLR125R/200R	93-00	ZE33-2100	100
XLR250/XR250, BAJA	-94	ZE33-2100	100
XR230	05-12	ZE33-2100	100
XR250/BAJA/MOTARD	95-07	ZE33-2100	100
XR250R/400R	96-04	ZE33-2100	100
XR600R/650R	88-06	ZE33-2100	100
FTR223, SL230	97-08	ZE33-2100	100
YAMAHA			
YZ80/85	93-14	ZE33-2085	85
YZ125/250	90-06	ZE33-2100	100
YZ250F	01-05	ZE33-2100	100
YZ400F-450F	98-05	ZE33-2100	100
WR250F	99-06	ZE33-2100	100
WR400F-450F	99-06	ZE33-2100	100
DT125/200	88-92	ZE33-2100	100
DT200WR	91-96	ZE33-2100	100
DT230 LANZA	97-98	ZE33-2085	85
TTR125	00-04	ZE33-2085	85
TTR250R/RAID	93-07	ZE33-2100	100
TW200	91-04	ZE33-2085	85
SEROW225WE/250, XT225	93-20	ZE33-2085	85
TRICKER	04-18	ZE33-2085	85
WR155R	20	ZE33-2100	100
WR250R/X	07-20	ZE33-2100	100
XTZ125	03-17	ZE33-2085	85
XT250X	06-17	ZE33-2085	85

Bike	Year	Comp	
		Part #	(mm)
KAWASAKI			
KX60/65	94-23	ZE33-2085	85
KX80/85	96-23	ZE33-2085	85
KX100	96-21	ZE33-2085	85
KX112	22-23	ZE33-2085	85
KX125	06-08	ZE33-2098	98
KX250	05-08	ZE33-2098	98
KX250F #2	05-18	ZE33-2098	98
KX250 #2	19	ZE33-2098	98
KX450F #1	06-18	ZE33-2098	98
KX450 #1	19-20	ZE33-2098	98
KLX125/D-TRACKER125	10-16	ZE33-2085	85
SUZUKI			
RM125	96-05	ZE33-2098	98
	96-00	ZE33-2098	98
RM250	01	ZE33-2100	100
	02-05	ZE33-2098	98
	05-06	ZE33-2098	98
RMZ250	05-07	ZE33-2100	100
DRZ250, DR250R, DJEBEL250XC	95-07	ZE33-2100	100
DRZ400S/R/SM	00-17	ZE33-2098	98
TS125R/200R		ZE33-2100	100
SX/DR/DF125/200		ZE33-2100	100
RMX250S/R	96-98	ZE33-2100	100

#1 '12-'20 models can only be installed on the front side.
#2 '15-'19 models can only be installed on the front side.

Bike	Year	SX	
		Part #	(mm)
YAMAHA			
YZ125/250	07-22	ZE33-3100	100
YZ125X	17-22	ZE33-3100	100
YZ250X	16-22	ZE33-3100	100
YZ250F	06-08	ZE33-3100	100
	14-20	ZE33-3103	103
YZ400F-450F	06-08	ZE33-3100	100
	14-19	ZE33-3103	103
YZ250FX	15-21	ZE33-3103	103
YZ450FX	16-20	ZE33-3103	103
WR250F	07-09	ZE33-3100	100
	15-21	ZE33-3103	103
WR400F-450F	07-09	ZE33-3100	100
	16-19	ZE33-3103	103
TENERE700	20-22	ZE33-3100	100
SUZUKI			
RM125	06-08	ZE33-3096	96
RM250	06-08	ZE33-3096	96
RMZ250	07-19	ZE33-3096	96
RMZ450	05-22	ZE33-3096	96
RMX450Z	10-19	ZE33-3096	96
KTM			
125-450 SX/SX-F/XC/XC-F	00-23	ZE33-3091	90
125-530 EXC/EXC-F/XC-W/XCF-W	00-23	ZE33-3091	90
HUSQVARNA			
TC/FC 125-450	14-23	ZE33-3091	90
TE/FE 125-501/S	14-23	ZE33-3091	90
TX/FX 125-501	14-23	ZE33-3091	90



CRF250R



ZETA
SX3 CLAMP KIT

- Adapts stock 22.2 mm (7/8") bar mounts to accept 28.6 mm (1 1/8") handlebars.
- Adds 20 mm (4/5") to bar height. Please take this into consideration when selecting bars.

Part #
ZE32-1200

CONTROL



LEVER



HANDLEBAR ACCESSORIES



HAND GUARD



BODY GUARD



BODY PARTS



FOOT PARTS



SUSPENSION



ACCESSORIES



CARBON





Black

Red

Blue

STEERING STEM NUT



Blue

Orange

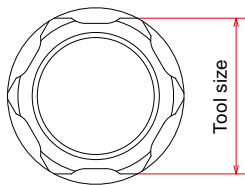
H-Blue

STEERING STEM BOLT

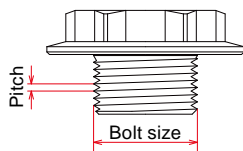
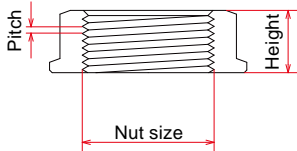
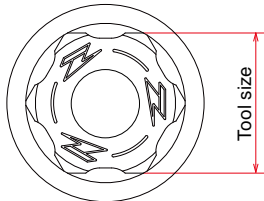
ZETA STEERING STEM NUT & BOLT Application : P17

- CNC Machined steering stem nut and bolt.
- Made of 7000 grade aluminum, light weight design.
- Available in red, blue, black and orange anodized colors.
- Bolt type for KTM in and Husqvarna.

STEERING STEM NUT




STEERING STEM BOLT



Bolt / Nut size Pitch Tool size Height
M26 x P1.0 - 32 H10

*Verify stock bolt size before purchase



KTM



KX450F



SEROW250



GRF250L

CONTROL

LEVER

HANDLEBAR ACCESSORIES

HAND GUARD

BODY GUARD

BODY PARTS

FOOT PARTS

SUSPENSION

ACCESSORIES

CARBON



Ti-color

Red

Black

Blue

ZETA STEM CAP

- Aluminum stem shaft cap keeps dirt and mud out to prevent rust inside of the stem shaft.
- Made of 7000 grade aluminum and light weight design.
- Available in titanium, black, blue and red anodized colors with cool laser print Zeta logo.
- Leaf springs hold inside of stem shaft and won't come off even in hard riding.
- Fits shaft inner diameter from 13 mm to 17.5 mm, fits almost all of dirt, super moto and dual sport bikes.

Part #	Color
ZE58-4130	Ti-color
ZE58-4131	Black
ZE58-4132	Blue
ZE58-4133	Red



GRF450R



YZ450F

Racing Lever Perch

PIVOT
P E R C H
FORGED LEVER ARM **FP**



4 Finger
Blue



3 Finger
Red



YZ450F

PIVOT PERCH CP Optional/Replacement parts



Picture	Part #	Description
1.	ZE42-0190	Mounting kit
2.	ZE42-3600	Lever Arm 3 Finger
2.	ZE42-4600	Lever Arm 4 Finger
3.	ZE43-9393	Adjuster Assy Red
3.	ZE43-9394	Adjuster Assy Blue
4.	ZE43-9289	Adapter Assy
5.	ZE43-9396	Perch Assy
6.	ZE43-9292	Dust cover
7.	ZE43-9399	Bolt set
8.	ZE40-9099	inner tube 360

ZETA
PIVOT PERCH FP

- High quality CNC machined rotating clutch perch with PIVOT LEVER FP CLUTCH.
- Clutch perch is made of CNC machined 7000 grade aluminum. Lever arm is made of forged aluminum for durable construction, more competitive use for MX or ED.
- Provides 2 different lever ratios, light pulling and accurate clutch control, by changing position of Ratio Device (PAT.1416268).
- Best to use with PIVOT LEVER FP BRAKE.
- 3 finger and 4 finger lever arm models are available.
- Clutch wire adjuster available in red and blue colors.
- Optional hot starter lever is available.

Part #	Description	Color
ZE43-2310	3 Finger	Red
ZE43-2311	3 Finger	Blue
ZE43-2410	4 Finger	Red
ZE43-2411	4 Finger	Blue

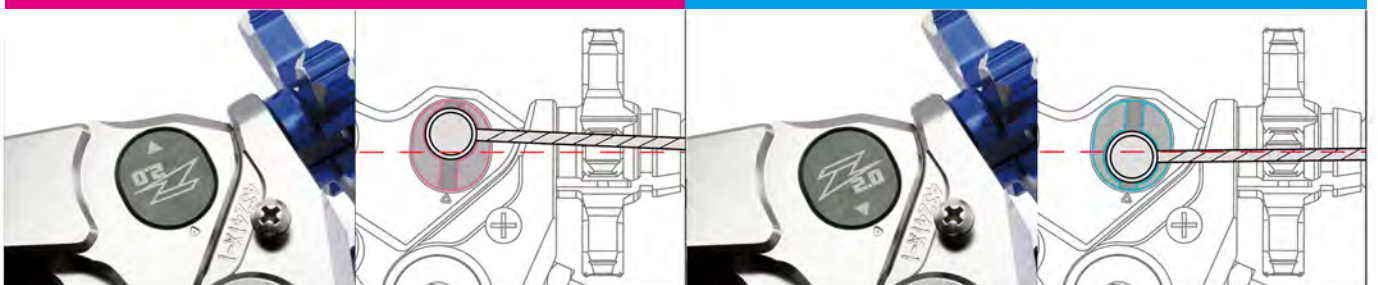
< Caution > Can not be used if lever interferes with switch box on your handlebar.

PIVOT PERCH CP & FP FUNCTION

PAT. 1416268

ACCURATE RATIO

LIGHT RATIO



Provides 2 different lever ratios, light pulling and accurate clutch control, by changing position of Ratio Device.

CONTROL



LEVER



HANDLEBAR ACCESSORIES



HAND GUARD



BODY GUARD



BODY PARTS



FOOT PARTS



SUSPENSION



ACCESSORIES



CARBON



Premium Lever Perch



4 Finger
Blue

3 Finger
Red



CP K-Type lever is designed to avoid interference with switch assembly.

WR250R

PIVOT PERCH FP Optional/Replacement parts



Picture	Part #	Description
1.	ZE42-0190	Mounting kit
2.	ZE42-3100	Lever Arm 3 Finger
2.	ZE42-4100	Lever Arm 4 Finger
3.	ZE43-9393	Adjuster Assy Red
3.	ZE43-9394	Adjuster Assy Blue
4.	ZE43-9389	Adapter Assy
5.	ZE43-9396	Perch Assy
6.	ZE43-9392	Dust cover
7.	ZE43-9399	Bolt set
8.	ZE40-9099	inner tube 360

ZETA PIVOT PERCH CP

- High quality CNC machined rotating clutch perch with Pivot Lever CP Clutch K-Type.
- Best clutch perch for dual sport models.
- Clutch perch is made of CNC machined 7000 grade aluminum. Lever is made of CNC machined aluminum for durable construction.
- Provides 2 different lever ratios, light pulling and accurate clutch control by changing position of Ratio Device (PAT.1416268).
- Best to use with PIVOT LEVER CP BRAKE.
- 3 finger and 4 finger lever arm models are available.
- Clutch wire adjuster available in blue and red colors.
- Optional hot starter lever is available.

Part #	Description	Color
ZE43-1310	3 Finger	Red
ZE43-1311	3 Finger	Blue
ZE43-1410	4 Finger	Red
ZE43-1411	4 Finger	Blue

CONTROL



LEVER



HANDLEBAR ACCESSORIES



HAND GUARD



BODY GUARD



BODY PARTS



FOOT PARTS



SUSPENSION



ACCESSORIES



CARBON



Adjust bolt & Quick cable adjuster



Quick clamp system & Nylon Sleeve



Flex outward



- Quick and easy to adjust clutch play even during the ride.
- Provides the best lever position for any hand size.

- Hinge style clamp for easy and quick maintenance.
- Nylon sleeve placed between the clamp and handlebar allows the perch to rotate upon impact.

- Built-in return spring in the Pivot lever allows the lever to swing forward in the event of crash and prevents lever breakage.



ZE43-5001

Mirror hole
ZE43-5011

ZETA

ULTRA LIGHT CLUTCH PERCH

- Ultra light clutch perch that supports a wide range of functions from streets to racers and covers the functions of + α.
- Mirror hole type is also available for public road.
- Universal type.

Part #	Color	Finger
ZE43-5001	Silver / Gold	3 Finger
ZE43-5011 (With Mirror hole)		

ULTRA LIGHT FORGED LEVER ARM PERCH



RATIO DEVICE



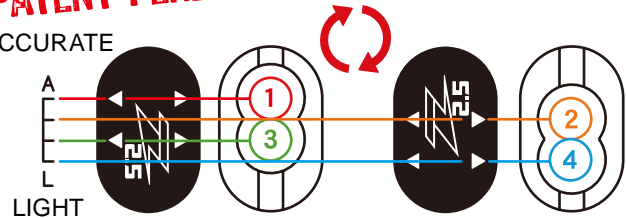
① Ratio device that can adjust the lever ratio in 4 steps (Applying for design).Adjustable the balance between how the clutch is engaged and the lightness of pulling to your preference.



② By swinging the head of the wire adjuster, the direction of the wire is adjusted appropriately and the ratio can be adjusted in 4 steps. To your preference.

PATENT PENDING

ACCURATE



Comparison table for stock bike

RATIO

2.5

3.0

3.5

4.0

4.5

Adjustment range

DRZ400S

SEROW250 - WR250R/X

YZ-F

CRF-R

KLX250

CRF250L

KX-F

RMZ

KLX230

ACCURATE

LIGHT

PLASTIC SLEEVE



The plastic sleeve built into the handle clamp rotates when it falls to release the impact and reduce damage to the lever.

THICK DESIGN



Increase the strength of the pivot part, which is easily damaged by the lever, to prepare for the impact of a fall.

LEVER ARM



Forged aluminum has strength and durability with keeping a fine shape design to pursue ease of pulling.

WIRE ADJUSTER



A wire adjuster that can be adjusted by hand without using tools.

LEVER ADJUST BOLT



The reach of the lever arm can be adjusted according to the size of the hand.

MIRROR HOLE



Mirror hole type set for public road (ZE43-5011)


REPLACEMENT



Part #	Description
A. ZE43-9541	Clamp
B. ZE43-9511	Clamp With MirrorHole
C. ZE43-9561	Lever
D. ZE43-9571	Wire Adjuster Set
E. ZE43-9590	Dust Cover

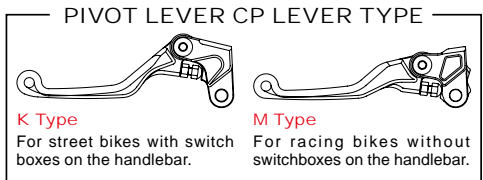
PIVOT LEVER

CNC MACHINED CP



ZETA PIVOT LEVER CP Application : P22-25

- CNC Machined aluminum folding levers.
- The pivot design allows the lever to fold outward to prevent bending or breaking in the event of a crash.
- Hard anodized finish, made of CNC machined aircraft grade aluminum.
- M-type rectilinear lever available for more competitive use.
- Exclusively designed for each bike, available 3 and 4 finger lever lengths.



PIVOT LEVER CP Replacement Lever arm


Type	Part #		Color
	Brake	Clutch	
3Finger K	ZE41-3100	ZE42-3100	Ti-color
	ZE41-31001	ZE42-31001	Black
	ZE41-31002	ZE42-31002	Blue
4Finger K	ZE41-31003	ZE42-31003	Red
	ZE41-4100	ZE42-4100	Ti-color
	ZE41-41001	ZE42-41001	Black
3Finger M	ZE41-3200	ZE42-3200	Ti-color
	ZE41-32001	-	Black
	ZE41-32003	-	Red
4Finger M	ZE41-4200	ZE42-4200	Ti-color
	ZE41-42001	-	Black



Replacement Mounting set	
Part #	Description
ZE41-0190	Brake
ZE42-0190	Clutch

Replacement Brake Sensor A	
Part #	Description
ZE41-0192	Brake

Pivot



Pivot design with return spring allows the lever to fold outward to prevent bending or breaking.

Adjustable



Adjustable reach system provides the perfect lever position for all riders.

CNC Machined Lever arm



Machined ZETA logo provides better lever grip.

CONTROL



LEVER



HANDLEBAR ACCESSORIES



HAND GUARD



BODY GUARD



BODY PARTS



FOOT PARTS



SUSPENSION



ACCESSORIES



CARBON



PIVOT LEVER

FORGED LEVER ARM FP



ZETA PIVOT LEVER FP Application : P22-25

- Original pivot lever design, in a durable forged lever body.
- Lever arm holder and lever body M type designed for racing use.
- Laser printed ZETA logo on the front of the lever.
- Titanium anodized finish.

PIVOT LEVER FP Replacement Lever arm


Type	Part #		Color
	Brake	Clutch	
3Finger M	ZE41-3600	ZE42-3600	Ti-color
	ZE41-36001	ZE42-36001	Black
	ZE41-36002	ZE42-36002	Blue
	ZE41-36003	ZE42-36003	Red
	ZE41-36007	ZE42-36007	Orange
	ZE41-36009	ZE42-36009	H.Blue
4Finger M	-	ZE42-4600	Ti-color



Replacement Mounting set

Part #	Description
ZE41-0190	Brake
ZE42-0190	Clutch

Pivot



Pivot design with return spring allows the lever to fold outward to prevent bending or breaking.

Adjustable



Adjustable reach system provides the perfect lever position for all riders.

Forged Lever arm



Smooth surface forged lever arm with laser printed logo.

Bike	Year	Pivot Lever CP						Pivot Lever FP		
		Clutch			Brake			Clutch		Brake
		4 Finger	3 Finger	Type	4 Finger	3 Finger	Type	4 Finger	3 Finger	3 Finger
KAWASAKI										
KX65	00-23	ZE42-4220	ZE42-3220	M	-	ZE41-3262	M	ZE42-4620	ZE42-3620	ZE41-3662
KX80	98-00	ZE42-4220	ZE42-3220	M	-	-	-	ZE42-4620	ZE42-3620	-
KX85	01-23	ZE42-4220	ZE42-3220	M	-	ZE41-3262	M	ZE42-4620	ZE42-3620	ZE41-3662
KX100	01-21	ZE42-4220	ZE42-3220	M	-	ZE41-3262	M	ZE42-4620	ZE42-3620	ZE41-3662
KX112	22-23	ZE42-4220	ZE42-3220	M	-	ZE41-3262	M	ZE42-4620	ZE42-3620	ZE41-3662
KX125	90-99	ZE42-4220	ZE42-3220	M	-	-	-	ZE42-4620	ZE42-3620	-
	00-05	ZE42-4220	ZE42-3220	M	-	ZE41-3262	M	ZE42-4620	ZE42-3620	ZE41-3662
	06-08	ZE42-4261	ZE42-3261	M	-	ZE41-3262	M	ZE42-4661	ZE42-3661	ZE41-3662
KX250	90-99	ZE42-4220	ZE42-3220	M	-	-	-	ZE42-4620	ZE42-3620	-
	00-04	ZE42-4220	ZE42-3220	M	-	ZE41-3262	M	ZE42-4620	ZE42-3620	ZE41-3662
	05-08	ZE42-4261	ZE42-3261	M	-	ZE41-3262	M	ZE42-4661	ZE42-3661	ZE41-3662
KX250F	04	ZE42-4220	ZE42-3220	M	-	ZE41-3262	M	ZE42-4620	ZE42-3620	ZE41-3662
	05-12	ZE42-4261	ZE42-3261	M	-	ZE41-3262	M	ZE42-4661	ZE42-3661	ZE41-3662
	13-18	ZE42-4261	ZE42-3261	M	-	ZE41-3265	M	ZE42-4661	ZE42-3661	ZE41-3665
KX250	19-20	ZE42-4261	ZE42-3261	M	-	ZE41-3265	M	ZE42-4661	ZE42-3661	ZE41-3665
	21-23	ZE42-4221	ZE42-3221	M	-	ZE41-3220	M	ZE42-4621	ZE42-3621	ZE41-3620
KX250X	21-23	ZE42-4221	ZE42-3221	M	-	ZE41-3220	M	ZE42-4621	ZE42-3621	ZE41-3620
KX450F	06-12	ZE42-4261	ZE42-3261	M	-	ZE41-3262	M	ZE42-4661	ZE42-3661	ZE41-3662
	13-18	ZE42-4261	ZE42-3261	M	-	ZE41-3265	M	ZE42-4661	ZE42-3661	ZE41-3665
KX450	19-23	ZE42-4221	ZE42-3221	M	-	ZE41-3220	M	ZE42-4621	ZE42-3621	ZE41-3620
KX450X	21-23	ZE42-4221	ZE42-3221	M	-	ZE41-3220	M	ZE42-4621	ZE42-3621	ZE41-3620
KLX450R	08-15	ZE42-4165	ZE42-3165	K	-	ZE41-3262	M	-	-	ZE41-3662
	19	ZE42-4165	ZE42-3165	K	ZE41-4144	ZE41-3144	K	-	-	-
KLX125,D-TRACKER125	10-16	ZE42-4127	ZE42-3127	K	ZE41-4145	ZE41-3145	K	-	-	-
KLX150BF *2	16	ZE42-4127	ZE42-3127	K	ZE41-4145	ZE41-3145	K	-	-	-
KLX150S	09-13	ZE42-4127	ZE42-3127	K	ZE41-4145	ZE41-3145	K	-	-	-
KLX140/L	08-21	-	-	-	ZE41-4144	ZE41-3144	K	-	-	-
KLX140G	17-21	-	-	-	ZE41-4144	ZE41-3144	K	-	-	-
KLX230	20-22	ZE42-4127	ZE42-3127	K	ZE41-4145	ZE41-3145	K	-	-	-
KLX230R	20-23	ZE42-4127	ZE42-3127	K	ZE41-4145	ZE41-3145	K	-	-	-
KLX230R S	22-23	ZE42-4127	ZE42-3127	K	ZE41-4145	ZE41-3145	K	-	-	-
KLX250	93-97	ZE42-4160	ZE42-3160	K	ZE41-4144	ZE41-3144	K	-	-	-
	98-07	ZE42-4125	ZE42-3125	K	ZE41-4144	ZE41-3144	K	-	-	-
	08-20	ZE42-4127	ZE42-3127	K	ZE41-4145	ZE41-3145	K	-	-	-
KLX300/SM	23	ZE42-4127	ZE42-3127	K	ZE41-4145	ZE41-3145	K	-	-	-
KLX300R	20-21	-	-	-	-	ZE41-3262	M	-	-	ZE41-3662
KLR650	08-18	ZE42-4127	ZE42-3127	K	ZE41-4144	ZE41-3144	K	-	-	-
D-TRACKER	98-07	ZE42-4125	ZE42-3125	K	ZE41-4144	ZE41-3144	K	-	-	-
D-TRACKER X	08-16	ZE42-4127	ZE42-3127	K	ZE41-4145	ZE41-3145	K	-	-	-
SUPER SHERPA	97-07	ZE42-4125	ZE42-3125	K	-	-	-	-	-	-
KDX125-250	86-99	ZE42-4160	ZE42-3160	K	-	-	-	-	-	-
KDX125SR	90-99	ZE42-4160	ZE42-3160	K	ZE41-4145	ZE41-3145	K	-	-	-
KDX250SR	92-94	ZE42-4160	ZE42-3160	K	ZE41-4144	ZE41-3144	K	-	-	-
VERSYS-X250	17-19	ZE42-4127	ZE42-3127	K	ZE41-4145	ZE41-3145	K	-	-	-
VERSYS-X250 TOURER	20-22	ZE42-4127	ZE42-3127	K	ZE41-4145	ZE41-3145	K	-	-	-
VERSYS-X300	17-22	ZE42-4127	ZE42-3127	K	ZE41-4145	ZE41-3145	K	-	-	-
KFX450R	08-10	-	-	-	ZE41-4293	-	M	-	-	-
SUZUKI										
RM85	05-21	ZE42-4160	ZE42-3160	K	-	ZE41-3262	M	-	-	ZE41-3662
RM125/250	92-95	ZE42-4160	ZE42-3160	K	-	-	-	-	-	-
	96-03	ZE42-4160	ZE42-3160	K	-	ZE41-3206	M	-	-	ZE41-3606
	04-08	ZE42-4160	ZE42-3160	K	-	ZE41-3262	M	-	-	ZE41-3662
RMZ250	04	ZE42-4220	ZE42-3220	M	-	ZE41-3262	M	ZE42-4620	ZE42-3620	ZE41-3662
	05-06	ZE42-4261	ZE42-3261	M	-	ZE41-3262	M	ZE42-4661	ZE42-3661	ZE41-3662
RMZ450	07-22	ZE42-4220	ZE42-3220	M	-	ZE41-3262	M	ZE42-4620	ZE42-3620	ZE41-3662
RMX450Z	05-22	ZE42-4220	ZE42-3220	M	-	ZE41-3262	M	ZE42-4620	ZE42-3620	ZE41-3662
RMX250S	10-17	-	-	-	-	ZE41-3262	M	-	-	ZE41-3662
RMX250R	93-95	ZE42-4160	ZE42-3160	K	ZE41-4144	ZE41-3144	K	-	-	-
	96-98	ZE42-4160	ZE42-3160	K	ZE41-4142	ZE41-3142	K	-	-	-
TS125R/200R	93-98	ZE42-4160	ZE42-3160	K	-	-	-	-	-	-
DR125/L	89-97	-	-	-	ZE41-4144	ZE41-3144	K	-	-	-
DR125SE	08-19	ZE42-4140	ZE42-3140	K	-	-	-	-	-	-
DR200SE	93-99	-	-	-	ZE41-4144	ZE41-3144	K	-	-	-
DR200S	93-00	-	-	-	ZE41-4144	ZE41-3144	K	-	-	-
DR250R	15-19	ZE42-4140	ZE42-3140	K	ZE41-4142	ZE41-3142	K	-	-	-
	95	-	-	-	ZE41-4144	ZE41-3144	K	-	-	-
	96-00	-	-	-	ZE41-4142	ZE41-3142	K	-	-	-
DR250S	97-00	ZE42-4140	ZE42-3140	K	-	-	-	-	-	-
DJEBEL250S	90-94	-	-	-	ZE41-4144	ZE41-3144	K	-	-	-
DJEBEL250XC	90-94	-	-	-	ZE41-4144	ZE41-3144	K	-	-	-
	96-97	-	-	-	ZE41-4142	ZE41-3142	K	-	-	-
DRZ400S/SM	98-06	ZE42-4140	ZE42-3140	K	ZE41-4142	ZE41-3142	K	-	-	-
DRZ400R	00-21	ZE42-4140	ZE42-3140	K	ZE41-4142	ZE41-3142	K	-	-	-
250SB	00-04	ZE42-4160	ZE42-3160	K	-	-	-	-	-	-
V-STROM250	02-06	ZE42-4125	ZE42-3125	K	ZE41-4144	ZE41-3144	K	-	-	-
DF200E	17-21	-	-	-	ZE41-4299	-	M	-	-	-
	97	-	-	-	ZE41-4144	ZE41-3144	K	-	-	-

*2 Require handguard modification



CONTROL



LEVER



HANDLEBAR ACCESSORIES



HAND GUARD



BODY GUARD



BODY PARTS



FOOT PARTS



SUSPENSION



ACCESSORIES



CARBON



PIVOT LEVER
CNC MACHINED **CP**



WR250R

CONTROL



LEVER



ZETA
PIVOT LEVER SET CP Replacement parts : P27 ➡

- Pivot CP clutch and brake lever set for Trail models.
- Lever folds outward to prevent breakage in the event of a crash.
- Lever adapter is ultraprecise CNC machined out of high grade aluminum for super light weight design.
- Available in red, blue and black colors for specific models. Available 3 finger lever lengths.

HANDLEBAR ACCESSORIES



HAND GUARD



BODY GUARD



BODY PARTS



FOOT PARTS



SUSPENSION



ACCESSORIES



CARBON



PIVOT LEVER
FORGED LEVER ARM **FP**



CRF450R 21



KX450

ZETA
PIVOT LEVER SET FP Replacement parts : P27 ➡

- Pivot FP clutch and brake lever set for MX racing models.
- Comes with durable forged color anodized lever arm.
- Lever folds outward to prevent breakage in the event of a crash.
- Lever adapter is ultraprecise CNC machined out of high grade aluminum for super light weight design.
- Available in red, blue, orange and black colors for specific models.
- Function consistent with style.

BASE GRIPS

SLIM

Motocross Kids Ladies
Wide fit for riders with small hands.



OPEN END Type



CLOSED END Type

PURSuing A THIN AND UNIFORM FEEL GRIP

ZETA BASE GRIPS SLIM

- Simple, slim and full diamond pattern medium compound grip.
 - Trial, kids and ladies, wide fit for riders with small hands.
 - 57 mm small diameter flange reduces interference when handling switch or disengaging clutch.
 - Eliminating the logos and the wiring loop, provides direct feel operation.
 - Available open and closed end designs.
 - Length : 116 mm, Flange: 57 mm , Grip Diameter :29 mm (When the clutch is installed).
- *Touring rally type replacement tube can be attached to the base grip (slim).

Part #	Description	Color
ZE47-6011	Closed end	Black
ZE47-6021	Open end	Black

RALLY

Fits every field of touring and sports riding.

SOFT COMPOUND TUBE FOCUSED ON OPERABILITY

OPEN END Type



SAFETY WIRE GROOVE

ZETA BASE GRIPS RALLY

- Base grip comes with soft compound tubes, great to use for long distance ride and rally touring.
 - Larger diameter with soft tube grip is great for stability and easing vibration.
 - Unique pattern on the tube provides better grip even when covered in mud and water.
 - Outer tube can be installed with wire or glue on base grip.
 - 2 pieces outer tubes for easy installation. One tube comes with 2 safety wiring grooves for secure fit.
 - Available open-end design, replacement tubes are available.
 - Length : 116 mm, Flange: 57 mm , Grip Diameter :33 mm (When the clutch is installed).
- * Touring rally type replacement tube can be attached to the base grip (slim)
* It can be used as SLIM GRIP when the soft compound tube is removed.

Part #	Description	Color
ZE47-6126	Open end	Black/Gray

TOURING

Soft grip feeling and works for long running time.

SOFT SPONGE FOAM TO REDUCE VIBRATION

OPEN END Type



ZETA BASE GRIPS TOURING

- Base grip comes with soft sponge foam, great to use for touring ride.
 - Soft sponge foam widely reduces vibrations.
 - 2.5 mm thick foam provides a soft and confirmed feel, and better operability.
 - Sponge foam can be easily replaced, replacement sponge foam is available.
 - Available in open-end design.
 - Length : 116 mm, Flange: 57 mm , Grip Diameter :33 mm (When the clutch is installed).
- * Touring rally type replacement tube can be attached to the base grip (slim).
* Can be used as SLIM GRIP when soft sponge foam is removed.

Part #	Description	Color
ZE47-6221	Open end	Black



SOFT SPONGE FOAM



SOFT COMPOUND TUBE

Part #	Description	Color
ZE47-6192	SOFT COMPOUND TUBE 4 pcs	Gray
ZE47-6291	SOFT SPONGE FOAM 2 pcs	Black

CONTROL



LEVER



HANDLEBAR ACCESSORIES



HAND GUARD



BODY GUARD



BODY PARTS



FOOT PARTS



SUSPENSION



ACCESSORIES



CARBON





CLOSED END



OPEN END



Red / Gray

Orange / Gray

Blue / Gray

RACE GRIPS



CONTROL



LEVER



HANDLEBAR ACCESSORIES



HAND GUARD



BODY GUARD



BODY PARTS



FOOT PARTS



SUSPENSION



ACCESSORIES



CARBON



FUNCTION

Anti slip Diamond pattern

3 safety wire grooves

Bar end cutting line
Easy to cut grip bar end for installing aluminum hand guards.

Twist half waffle pattern
Lower twist half waffle pattern for better finger grip.

ZETA RACE GRIPS

- Dual compound motocross and enduro racing grip available from ZETA.
- Grip body in gray is made of soft compound to reduce shock, while durable inner layer and grip end improve bar adhesion and give longer grip life.
- The upper half anti-slip diamond pattern provides greater grip, while the waffle pattern on the lower half provides excellent finger grip.
- Incorporates 3 safety wire grooves to allow accurate and secure grip placement.
- Open end design for easy installation of ZETA Armor hand guards.
- Available in 4 different colors.
- Length 119 mm

	Part #	Color
Closed end		
	ZE47-5002	Red/Gray
Open end		
	ZE47-5102	Red/Gray
	ZE47-5003	Orange/Gray
	ZE47-5103	Orange/Gray
	ZE47-5006	Blue/Gray
	ZE47-5106	Blue/Gray



ZETA GRIP COVER

- Protective cover for the handlebar grip.
- Prevents dirt of the grip during maintenance, etc.
- Neoprene is used for the material, which has excellent elasticity and fits all kinds of grips.
- The material is soft, so it fits easily over the grip and hand, and does not slip easily when snapping the throttle while wrapped around the grip.
- Prevents deterioration of the grip due to UV rays during long-term storage.

Part #	Size	Contents
ZE49-9001	Width 110mm x Height 125mm (including Velcro part)	2 pcs

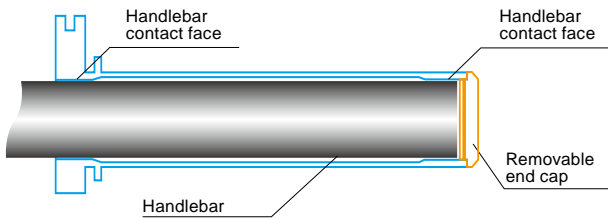


Closed End
Non-removable end cap.
Replacement end cap is not available.

ZETA ALUMINUM THROTTLE TUBE

- Made of A6061 aluminum with hard anodized finish.
- Removable end cap design allows the use with bar end plugs or aluminum hand guards.
- Quick turn throttle tubes available for dual sport models for better acceleration.
- Special tapered inside tube design keeps the distance between the throttle tube and handlebar, greatly reducing frictional resistance which allows for smoother acceleration.

Aluminum throttle tube cutaway view



Replacement End Cap
Part # **ZE45-5200**

Bike	Year	Standard	Hi Speed	Closed
HONDA				
CRF150R	07-20	ZE45-5015	-	-
CRF250R	04-18	ZE45-5007	-	ZE45-5207
CRF250X	04-17	ZE45-5007	-	ZE45-5207
CRF450R	04-16	ZE45-5007	-	ZE45-5207
CRF450X	05-17	ZE45-5007	-	ZE45-5207
CROSS CUB 110	18-22	ZE45-5024	-	-
CRF250L/M	12-21	ZE45-5024	-	-
CRF250L(S)/RALLY(S)	21	ZE45-5024	-	-
CRF250RALLY	17-21	ZE45-5024	-	-
CRF300L/L RALLY	21-22	ZE45-5024	-	-
CRF1000L #1	16-17	ZE45-5024	-	-
YAMAHA				
YZ250F	98-11	ZE45-5001	ZE45-5101	ZE45-5201
YZ400F-450F	12-23	ZE45-5014	-	ZE45-5214
	98-13	ZE45-5001	ZE45-5101	ZE45-5201
	14-15	ZE45-5014	-	ZE45-5214
YZ450F	16-17	ZE45-5001	ZE45-5101	ZE45-5201
	18-23	ZE45-5014	-	ZE45-5214
YZ250FX	15-23	ZE45-5014	-	ZE45-5214
YZ450FX	16-23	ZE45-5014	-	ZE45-5214
WR250F	01-14	ZE45-5001	ZE45-5101	ZE45-5201
	15-23	ZE45-5014	-	ZE45-5214
WR400F-450F	98-15	ZE45-5001	ZE45-5101	ZE45-5201
	16-23	ZE45-5014	-	ZE45-5214
SEROW225/250,TRICKER	00-20	ZE45-5001	ZE45-5101	ZE45-5201
XT250X	06-17	ZE45-5001	ZE45-5101	ZE45-5201
WR155R	20	ZE45-5001	ZE45-5101	ZE45-5201
WR250R/X	07-20	ZE45-5001	ZE45-5101	ZE45-5201
KAWASAKI				
KX250F	04-18	ZE45-5001	ZE45-5101	ZE45-5201
KX250/450	19-23	ZE45-5001	ZE45-5101	ZE45-5201
KX450F	06-18	ZE45-5001	ZE45-5101	ZE45-5201
KLX450R	08-09	ZE45-5001	ZE45-5101	ZE45-5201
KX250X/450X	21-23	ZE45-5001	ZE45-5101	ZE45-5201
KLX125,D-TRACKER125	10-16	ZE45-5001	ZE45-5101	ZE45-5201
KLX150BF	16	ZE45-5001	ZE45-5101	ZE45-5201
KLX150S	09-13	ZE45-5001	ZE45-5101	ZE45-5201
	93-03	-	-	-
KLX250,D-TRACKER/X	04-20	ZE45-5001	ZE45-5101	ZE45-5201
KLX300/SM	21-23	ZE45-5001	ZE45-5101	ZE45-5201
SUZUKI				
RMZ250	04-06	ZE45-5001	ZE45-5101	ZE45-5201
	07-22	ZE45-5014	-	ZE45-5214
	05-06	ZE45-5001	ZE45-5101	ZE45-5201
RMZ450	07	ZE45-5014	-	ZE45-5214
	08-22	ZE45-5001	ZE45-5101	ZE45-5201
RMX450Z	10-19	ZE45-5001	ZE45-5101	ZE45-5201
DRZ400R/S/SM	00-21	-	ZE45-5111	-
DR250S/R	92-04	-	ZE45-5111	-
	02-03	-	-	-
250SB	04-06	ZE45-5001	ZE45-5101	ZE45-5201
KTM				
85SX	18-23	-	-	ZE45-5225
125SX	17-23	-	-	ZE45-5225
150SX	17-22	-	-	ZE45-5225
250SX	17-23	-	-	ZE45-5225
300SX	23	-	-	ZE45-5225
250SX-F	06-15	ZE45-5021	-	-
	17-23	-	-	ZE45-5225
350SX-F	11-15	ZE45-5021	-	-
	17-23	-	-	ZE45-5225
450SX-F	06-15	ZE45-5021	-	-
	17-23	-	-	ZE45-5225
250EXC	17-23	-	-	ZE45-5225
300EXC	17-23	-	-	ZE45-5225
450EXC	06-16	ZE45-5021	-	-
	17	-	-	ZE45-5225
500EXC	12-16	ZE45-5021	-	-
250EXC-F	06-16	ZE45-5021	-	-
	17-23	-	-	ZE45-5225
350EXC-F	12-16	ZE45-5021	-	-
	17-23	-	-	ZE45-5225
450EXC-F	18-23	-	-	ZE45-5225
500EXC-F	17-23	-	-	ZE45-5225
125XC	21-23	-	-	ZE45-5225
250XC	17-23	-	-	ZE45-5225
300XC	17-23	-	-	ZE45-5225
250XC-F	07-15	ZE45-5021	-	-
	17-23	-	-	ZE45-5225
350XC-F	15	ZE45-5021	-	-
	17-23	-	-	ZE45-5225
450XC-F	08-15	ZE45-5021	-	-
	17-23	-	-	ZE45-5225
125XC-W	17-18	-	-	ZE45-5225
150/250/300XC-W	17-23	-	-	ZE45-5225
450XC-W	07-16	ZE45-5021	-	-
500XC-W	12-16	ZE45-5021	-	-
250XCF-W	06-16	ZE45-5021	-	-
350XCF-W	13-22	ZE45-5021	-	-
500XCF-W	21-22	ZE45-5021	-	-
FREERIDE250F	18-20	-	-	ZE45-5225
FREERIDE350	13-17	ZE45-5021	-	-
HUSQVARNA				
TC85	18-23	-	-	ZE45-5225
TC125/250	17-23	-	-	ZE45-5225
FC250/350/450	14-15	ZE45-5021	-	-
	17-23	-	-	ZE45-5225
TE150/250/300	17-23	-	-	ZE45-5225
FE250/350/450/501	14-16	ZE45-5021	-	-
	17-23	-	-	ZE45-5225
TX125	17-19	-	-	ZE45-5225
TX300	17-23	-	-	ZE45-5225
FX350/450	17-23	-	-	ZE45-5225
GASGAS				
MC85/125	21-23	-	-	ZE45-5225
MC250	22-23	-	-	ZE45-5225
MC250F	21-23	-	-	ZE45-5225
MC350F	22-23	-	-	ZE45-5225
MC450F	21-23	-	-	ZE45-5225
EC250/300	21-23	-	-	ZE45-5225
EC250F/350F	21-23	-	-	ZE45-5225
EX250/300	22-23	-	-	ZE45-5225
EX250F/350F/450F	21-23	-	-	ZE45-5225

#1 cannot be used with stock option grip heater



ZETA
ROTATING BAR CLAMP UN

- Universal rotating bar clamp. Bolts on to your existing perch.
- Includes nylon sleeve to insert between the clamp and your bar allowing the perch to rotate upon impact.
- Made of 7000 grade aluminum.

Part #	Color
ZE40-9111	Ti-Color
ZE40-9112	Red
ZE40-9113	Blue
ZE40-9114	Orange



ZETA
ROTATING BAR CLAMP MH

- Universal rotating bar clamp with mirror hole (10 mm). Bolts on to your existing perch.
- Includes nylon sleeve to insert between the clamp and your bar allowing the perch to rotate upon impact.
- Made of 7000 grade aluminum.

Part #	Color
ZE40-9411	Ti-Color
ZE40-9412	Red
ZE40-9413	Blue



ZETA
ROTATING BAR CLAMP HS

- Universal hot starter lever with rotating bar clamp.
- Bolts on to your existing brake master cylinder or clutch perch.
- Re-locates the stock hot start lever over to the right or left side perch for easy access.
- Includes nylon sleeve to insert between the clamp and your bar allowing the lever perch to rotate upon impact.

Part #	Color
ZE40-9211	Ti-Color
ZE40-9212	Red
ZE40-9213	Blue



Replacement Nylon sleeve 180°
Part # [ZE40-9098](#)

CONTROL



LEVER



HANDLEBAR ACCESSORIES



HAND GUARD



BODY GUARD



BODY PARTS



FOOT PARTS



SUSPENSION



ACCESSORIES



CARBON



ZETA
KILL SWITCH

- Engine kill switch with bar clamp, bolt on to clutch Perch.
- Saves space on your handlebar.
- Bar clamp body is made of aluminum with titanium-color anodized finish.
- Comes with plug type terminals for installation.
- Made of 7000 grade aluminum CNC machined.

Part #	Description
ZE51-1201	YZ / YZF (-'08) , KX / KXF , RMZ





ZETA
BAR END SLIDER

- Bar end slider made of durable POM material.
- Protects your throttle tube and grips from damages in a crash.
- Can be used on handlebar inner diameter sizes from 13.5 mm to 19 mm

Part #	Color
ZE48-0010	Black

CONTROL



LEVER



HANDLEBAR ACCESSORIES



HAND GUARD



BODY GUARD



BODY PARTS



FOOT PARTS



SUSPENSION



ACCESSORIES



CARBON



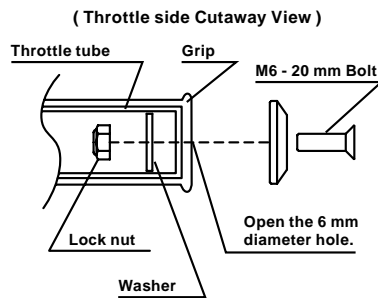
33



ZETA
BAR END PLUGS SWIVEL

- Fits throttle tube and allows smoother throttle movement than standard bar end plug. (Installation on the clutch side is the same as the standard bar end plug.)
- Made of 6061-T6 aluminum. Diameter : 29 mm
- Comes in pairs.

Part #	Color
ZE48-8101	Silver
ZE48-8103	Ti-color
ZE48-8104	Gold
ZE48-8105	Black
ZE48-8106	Red
ZE48-8107	Blue



ZETA
PLASTIC BAREND PLUG 2pc


Part #	Color
ZE01-0001	Black



ZETA
BAR END PLUGS 29mm / 35mm

- Prevents grip damage in the event of a fall.
- Light weight aluminum hardware.
- Available in 7 different colors for each size. (35 mm and 29 mm)
- Comes in pairs.

Part #		Color
29mm	35mm	
ZE48-7001	ZE48-7101	Silver
ZE48-7003	ZE48-7103	Ti-color
ZE48-7004	ZE48-7104	Gold
ZE48-7005	ZE48-7105	Black
ZE48-7006	ZE48-7106	Red
ZE48-7007	ZE48-7107	Blue
ZE48-7009	ZE48-7109	Orange



29 mm

35 mm

**Adjustable mechanism to fit a variety of handlebars.
Full flat design maximizes mounting space.**



**ZETA
ADJUSTABLE MOUNTING BRACKET
HANDLE BAR TYPE**

- Brace type adjustable mounting bar.
 - Multiple mobile devices such as phone mount holder and USB power charger can be attached on the handlebar.
 - The length can be adjusted in 5 stages by using the special spacer.
 - Compatible with various shapes of bar handles.
 - The brace shaft has a full flat design with a diameter of 22.2mm to maximize the mounting space.
 - Compatible with bar handles without handlebar brace (22.2mm). *1
 - High-strength aluminum is used. Sandblasted and black anodized finish.
- *1 There is no brace function to increase the rigidity of the handlebar.

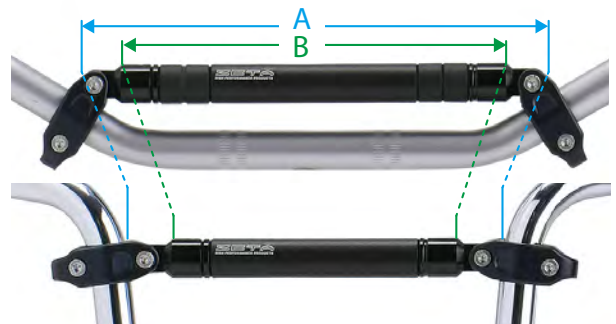
Part #	ZE60-1000
Color	Black
Size	Length: 258mm/244mm/230mm/216mm/202mm Diameter: 22.2mm
Mountable Range	212mm/198mm/184mm/170mm/156mm
Weight	295g (total length 258mm)
Material	Clamp : Forged aluminum Brace shaft : Aluminum
Surface treatment	Black anodized finish
	Design registration pending

Maximized mounting space

- The brace shaft has a full flat design with a diameter of 22.2mm to maximize the mounting space.
 - Multiple mobile devices such as phone mount holder and USB power charger can be attached on the handlebar.
 - The length can be adjusted in 5 stages by using the special spacer.
 - Compatible with various shapes of handlebar.
 - Compatible with bar handles without handlebar brace (22.2mm).
- *There is no brace function to increase the rigidity of the handlebar.

Tying up wires

- Harness clip on the clamp allows for tying up wires with out using zip ties.
- Plastic collar on the clamp prevents scratches on the handlebar.



A	B
Brace shaft total length	Mounting space (diameter 22.2mm)
258mm	212mm
244mm	198mm
230mm	184mm
216mm	170mm
202mm	156mm

The brace may become difficult to remove depending on how it is installed and used. It is recommended to apply grease to the brace during installation.

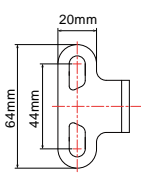


Adjustable and easy to set the best position, Bar mount type mounting bar.



ZETA ADJUSTABLE MOUNTING BRACKET BAR MOUNT TYPE

- A mounting bar that attaches to handlebar clamps.
- The detailed position adjustment function of each part allows for installation according to the type of mobile device.
- The mount bar can be adjusted back and forth, left and right, allowing the smartphone to be set in the best position for the rider.
- The mounting stay is compatible with handlebar clamps of 22.2mm and 28.6mm in diameter by using the included spacers.
- The main body and mounting bar are made of lightweight, high-strength aluminum.
- The mounting stays and bolts are made of rust-resistant stainless steel.



Can be installed in either the left or right mirror hole.

[Please note]

May not be able to be installed on some bikes.

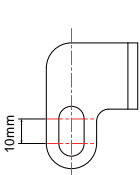
Part #
ZE60-1020

Adjustable design for both left and right side, easy to set the best position



ZETA ADJUSTABLE MOUNTING BRACKET MIRROR HOLE TYPE

- Mounting bar for 10mm thread diameter mirror holes.
- Each part of the bar has an adjustable function to allow installation on either side. The mounting position can be finely adjusted according to the type of smartphone holder.
- The mounting bar can be adjusted back and forth, left and right, to secure the smartphone in the best position for the rider.
- The main body and mounting bar are made of lightweight, high-strength aluminum.
- The mounting stays and bolts are made of rust-resistant stainless steel.



Can be installed in either the left or right mirror hole.

[Please note]

May not be able to be installed on some bikes.

Part #
ZE60-1010

Adjustable and easy to set the best position

Position back and forth or up and down as you like



The 5 position adjustment function allows you to set the position back and forth or up and down as you like. This makes it compatible with various types of smartphone holders and it also allows for detailed position adjustment that was not possible before.

Stepless adjustable bar



Shaped for any left or right side. The 22.2 mm diameter, approximately 110 mm wide mounting bar is steplessly adjustable. The stepless adjustment increases the flexibility of mounting mobile devices.



Mobile devices on the brace too! The most powerful helper to make the position of the mount more flexible

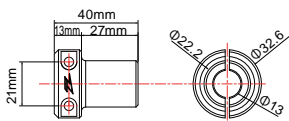
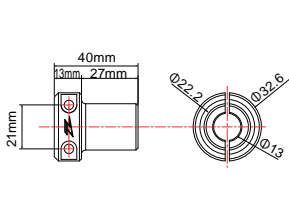
ZETA CONVERSION ADAPTER FROM ϕ 13mm TO ϕ 22.2mm

- A mounting bar that attaches to the handlebar brace. However, for those who want more freedom and flexibility, we have introduced a compact conversion adapter that is held between two parts of the handlebar brace.
- Compact conversion adapter.
- Easily converts popular off-road handlebar braces with a diameter of 13mm to a common handlebar diameter of 22.2mm.
- Since it is a hold type, it can be attached to non-dissembled type braces and the mounting position can be easily converted.
- The compact design allows for multiple attachments for greater flexibility and ease of use.
- The high quality finish of CNC machined aluminum creates a sense of luxury that goes beyond the realm of just a convenient item.
- Can be installed on any bar with a diameter of 13mm. Converts diameter to 22mm.
- Easy to change the mounting position.
- The compact design allows for multiple installation.

[When used with bar pad]
- ZETA Mini Bar Pad (ZE47-9232)
- Rental bar pad 8.5 inches

The above items and this product can be used together as long as there is one of each.

Part #
ZE60-1050



[Please note]

- The bar pad may not be used depending on the size.
- The brace may not be 22.2mm in diameter due to measurement error in the brace diameter.

[Compatible Handlebars]
- ZETA COMP Handlebar
- ZETA CX Handlebar
- Rental handlebar 7/8"



Includes Mounting Kit



Black

Ti-Color



ZETA
ARMOR HAND GUARD [BEND 28.6mm U-CLAMP]

- Armor hand guard comes with U clamp bar mount.
- The best hand guard to use for KTM and HUSQVARNA or other models which uses hydraulic clutch master cylinder.
- U shape handlebar clamp provides more space for hydraulic oil line or cables.
- Made of durable aluminum, Drop down design provides better control.
- Available for 28.6 mm handlebars.
- Can be used with ZETA hand guard protectors.

Part #	Color
for 1-1/8" (28.6 mm) bars	
ZE72-0151	Black
ZE72-0153	Ti-Color

Includes Mounting Kit



Black

Ti-Color

Red

Blue



ZETA
ARMOR HAND GUARD BEND

- Durable aluminum hand guards.
- Made of 7000 grade aluminum for extreme strength.
- Drop down design provides better control.
- Holes are pre-drilled for mounting of ZETA protector shields.
- All mounting hardware included, replacement hardware available.
- Hand guards available for 7/8" (22.2 mm) bars and 1-1/8" (28.6 mm) bars.
- Available in 4 colors : Black, Titanium-color, Red, Blue.

Part #		Color
for 7/8" (22.2 mm) bars	for 1-1/8" (28.6 mm) bars	
ZE72-0001	ZE72-0101	Black
ZE72-0003	ZE72-0103	Ti-color
ZE72-0004	ZE72-0104	Red
ZE72-0005	ZE72-0105	Blue

Includes Mounting Kit



Black

Ti-Color



ZETA
ARMOR HAND GUARD STRAIGHT

- Standard straight end design aluminum hand guards.
- Made of 7000 grade aluminum for extreme durability.
- Holes are pre-drilled for mounting of ZETA protector shields.
- All mounting hardware included, replacement hardware available.
- Hand guards available for 7/8" (22.2 mm) bars and 1-1/8" (28.6 mm) bars.
- Available in 2 colors : Titanium-color and Black

Part #		Color
for 7/8" (22.2 mm) bars	for 1-1/8" (28.6 mm) bars	
ZE72-0011	ZE72-0111	Black
ZE72-0013	ZE72-0113	Ti-color

ZETA
Replacement Bar Adapter

Comes with repair bar end kit.



Part #	Bar inner diameter
ZE71-7911	13.5mm - 19.0mm

CONTROL



LEVER



HANDLEBAR ACCESSORIES



HAND GUARD



BODY GUARD



BODY PARTS



FOOT PARTS



SUSPENSION



ACCESSORIES



CARBON





ZETA PRO ARMOR HAND GUARD

- Upgraded armor hand guards for pro rider use.
- Comes with durable plastic bumpers to protect the armor hand guard body.
- Comes with durable longer bar end adapters which holds the handlebars tighter.
- Matching design between hand guard body and bar end adapter prevents rotation of hand guards in the event of a fall.
- Can be used with Zeta hand guard mount kits: side, front and BC type, for durable fitting.
- Available in Titanium, black and orange anodized colors.
- Replacement hand guard bumpers and bar end adapters are available.

Part #	Color	Contents
ZE71-8001	Black	
ZE71-8003	Ti-Color	- Pro armor hand guard body.
ZE71-8006	Orange	- Bar end adapter for pro armor hand guard.
ZE71-8009	H-Blue	- Guard bumper.




Unique connection part of the guard and the bar end adapter prevents problems such as the guard rotating when receiving a shock.

Durable plastic bumper as standard equipment.



CNC machined to match the shape of the Armor handguard for integrated design. R-processing reduces the risk of injury.

Prevents sand and other contaminants from entering the throttle tube when tipping over. The diameter is set to 32 mm, the same as the outer diameter of the grip tip, to reduce tip tear.



[Armor Handguard Bend / Armor Handguard Straight]
By replacing the bar-end adapter with the adapter (Part No.ZE71-8921)for Pro Armor handguard, it can be fixed more firmly.
*Only compatible with aluminum handlebars.

Shaped to fit the adapter (Part No.ZE71-8921) for Pro Armor handguard



Replacement Probar end adapter

Part #	Handlebar Inner diameter
ZE71-8921	13.5 mm - 16 mm



Replacement bumper

Part #
ZE71-8911



ZETA ARMOR HANDGUARD OPTION BAREND PLUGS

- SPECIFICATIONS:**
- Bar end plugs for Armor hand guards.
 - Prevents mud, sand, etc. from entering the throttle tube when tipping over, reducing throttle problems.

Compatible Armor Handguard

- Pro Armor hand guard
- Armor handguard bent
- Armor Handguard Straight

Part #	Color	Size	Material
ZE71-1508	Titanium color	Diameter 32mm, Thickness 11.5mm	Body: High-strength aluminum alloy Attached bolt: Stainless steel Surface Treatment : Anodized finish



CONTROL



LEVER



HANDLEBAR ACCESSORIES



HAND GUARD



BODY GUARD



BODY PARTS



FOOT PARTS



SUSPENSION



ACCESSORIES



CARBON



Best armor hand guard for 4stroke mini 125cc is now available!



ZETA
ARMOR HANDGUARD BEND
4st Mini 125 for 22.2mm bars

- Armor handguard designed specifically for CRF125F and other 4stroke mini handlebars.
- Specially shaped handguard with U-clamp included to fit handlebars with shorter handlebar width and larger rise.

Part #	Color
ZE72-0181	Black
ZE72-0183	Ti-Color



Vent type is for sports riding. Allows you to concentrate on your riding without restricting arm movement. Specially designed to fit the handlebar shape of the 4stroke mini 125cc.

Special U-clamps are used for strong fixation. Can be mounted avoiding wires and hoses.

Various ZETA hand protectors (sold separately) can be attached.

CONTROL



LEVER



HANDLEBAR ACCESSORIES



HAND GUARD



BODY GUARD



BODY PARTS



FOOT PARTS



SUSPENSION



ACCESSORIES



CARBON



Includes Mounting Kit



ZE72-5019 Black/Black 28.6 mm

ZETA




ARMOR HAND GUARD XC Kit

- Aluminum Armor hand guard comes with XC protector.
- Includes all mounting kit for installation, ready to ride hand guard kit.
- Black anodized durable aluminum body with curving shave at end for better control.
- Available white and black XC hand guard protector colors.
- Bar clamp size available for 22.2mm and 28.6mm handlebars.

* The bar end adapter is compatible with handle bar inner diameters from 13.5 mm to 19 mm.

Part #	Color	Handlebar Size	Contents
ZE72-5000	Black/White	φ22.2 mm	- Aarmor hand guard(Black).
ZE72-5009	Black/Black		- Mounting Kit Middle.
ZE72-5010	Black/White	φ28.6 mm	- Bar end kit 1 set each.
ZE72-5019	Black/Black		- XC protector kit.

OPTION FLASHERS

Part #	Color	
ZE72-3991	Orange	
ZE72-3992	Smoke	

CONTROL



Includes Mounting Kit



ZE72-5020 Black/White 28.6 mm

ZETA




ARMOR HANDGUARD XC KIT for 28.6mm Bar/U-Clamp

- Aluminum Armor hand guard comes with XC protector.
- Includes all mounting kit for installation, ready to ride hand guard kit.
- Black anodized durable aluminum body with curving shave at end for better control.
- Available white and black XC hand guard protector colors.
- U style bar clamp does not interfere with clutch cable or hydraulic brake/clutch hoses.
- U clamp size for 28.6mm tapered handlebars.

* The bar end adapter is compatible with handlebar inner diameters from 13.5 mm to 19 mm.

Part #	Color	Handlebar Size	Contents
ZE72-5020	Black/White	φ28.6 mm	- Armor hand guard(Black).
ZE72-5029	Black/Black		- U-clamp kit(28.6mm).
			- Bar end kit 1 set each.
			- XC-protector kit.

OPTION FLASHERS

Part #	Color	
ZE72-3991	Orange	
ZE72-3992	Smoke	

LEVER



HANDLEBAR ACCESSORIES



HAND GUARD



BODY GUARD



BODY PARTS



Includes Mounting Kit



ZE72-5056 Black/Black 28.6 mm

ZETA



ARMOR HAND GUARD XC-PRO KIT

- Aluminum Armor hand guard comes with large size XC Pro protector.
- Includes all mounting kit for installation, ready to ride hand guard kit.
- Black anodized durable aluminum body with curving shave at end for better control.
- Available in white and black XC Pro hand guard protector colors.
- U style bar clamp does not interfere with clutch cable or hydraulic brake/clutch hoses.
- U clamp size for 28.6mm tapered handlebars.

* The bar end adapter is compatible with handlebar inner diameters from 13.5 mm to 19 mm.

Part #	Color	Handlebar Size	Contents
ZE72-5050	Black/White	φ28.6 mm	- Armor hand guard(Black).
ZE72-5056	Black/Black		- U-clamp kit(28.6mm).
			- Bar end kit 1 set each.
			- XC-Pro protector kit.

OPTION FLASHERS

Part #	Color	
ZE72-3991	Orange	
ZE72-3992	Smoke	

FOOT PARTS



SUSPENSION



ACCESSORIES



CARBON



ZETA

ARMOR HAND GUARD MOUNT

- Top triple clamp rigid mount kit for Armor hand guards provides more durable fitting.
- Prevents rotation of hand guards, protects your control levers and throttle in the event of a fall.
- Can be used on motorcycles with the top clamp fork bolts attached from the side or front.
- Made of CNC machined 7000 grade aluminum, hard anodized titanium color with laser printed logo.
- Comes with special installation bolts.

- * Can not be mounted on a models with tightening type from the side of the fork or an angle or back.
- * One bolt tightening type model can not be used.
- * Depending on the shape of the handle, hand guard may require bending.
- * Public road motorcycles interfere with safety component parts such as hose guides, stays and others.



ZETA SIDE TYPE

Can be used on motorcycles with the top clamp fork bolts attached from the side.

Part #	Bolt center pitch	Color
ZE71-1822	16 - 30mm	Ti-Color



ZETA FRONT TYPE

Can be used on motorcycles with the top clamp fork bolts attached from the front.

Part #	Bolt center pitch	Color
ZE71-1821	16 - 30mm	Ti-Color



ZETA

SIDE TYPE FOR CRF450L 19-

Armor hand guard side mounting kit for CRF450L. Can be used on motorcycles with the top clamp fork bolts attached from the side.

Part #	Bolt center pitch	Color
ZE71-1823	16 - 30mm	Ti-Color



ZETA

HANDGUARD MOUNT BC

- Armor hand guard mount kit developed for KTM and HUSQVARNA.
- Bar clamp mount style does not interfere with brake and clutch hoses.
- Provides more durable fitting of ZETA armor hand guards.
- Prevents rotation of hand guards, protects your control levers and throttle in the event of fall.
- Made of CNC machined 7000 grade aluminum, hard anodized black color with laser printed logo.
- Comes with special installation bolts.

Part #	Color
ZE71-1830	Black

CONTROL



LEVER



HANDLEBAR ACCESSORIES



HAND GUARD



BODY GUARD



BODY PARTS



FOOT PARTS



SUSPENSION



ACCESSORIES



CARBON





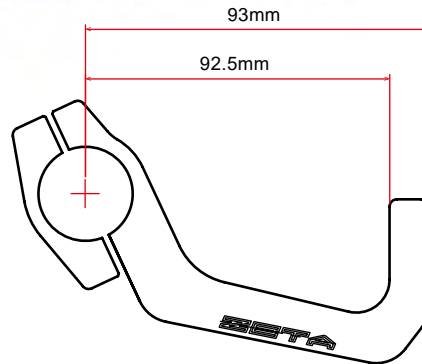
Removed sharp edge to reduce cable damage.

ZETA
U CLAMP MOUNT LONG 1 1/8"(28.6mm)

- Specially designed for large diameter handlebars (28.6mm) to secure the armor handguard more firmly.
- The U-shape design prevents interference with clutch cables, brake lines and banjo bolts.
- Works for models with cables routed over the center of the handlebar to the front. (Within 82.5mm)

Cannot be installed on Adventure Armor handguard.

Part #	Color
for 1-1/8" (28.6 mm) bars	
ZE71-1618	Ti-color



for 7/8" bars

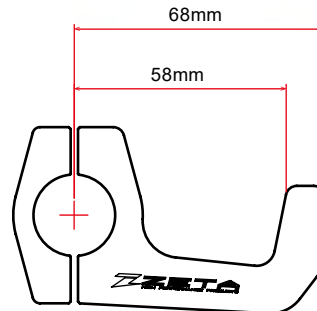
for 1-1/8" bars



ZETA
U CLAMP KIT

- U shape armor hand guard bar mount kit.
- Unique U shape design clamp does not touch clutch cable and oil line or brake line.
- Made of durable aluminum, available in 2 different size clamps, 28.6 mm and 22.2 mm.
- Comes in pairs.

Part #	Color
for 1-1/8" (28.6 mm) bars	
ZE71-1618	Ti-color
for 7/8" (22.2 mm) bars	
ZE71-1718	Ti-color



ZETA
Replacement Clamp Long

40 mm extended type

Part #	Color
for 1-1/8" (28.6 mm) bars	
ZE71-1613	Ti-color
for 7/8" (22.2 mm) bars	
ZE71-1713	Ti-color



ZETA
Replacement Clamp Middle

Part #	Color
for 1-1/8" (28.6 mm) bars	
ZE71-1612	Ti-color
for 7/8" (22.2 mm) bars	
ZE71-1712	Ti-color



CONTROL



LEVER



HANDLEBAR ACCESSORIES



HAND GUARD



BODY GUARD



BODY PARTS



FOOT PARTS



SUSPENSION



ACCESSORIES



CARBON





**Specialized in racing use !!
Light and flexible hand guard**



**ZETA
ANTLER HAND GUARD**

- Made from high quality, durable and lightweight polyamide material.
- Multi-position mount allows guard to mount without interfering with natural handlebar flex, helping to reduce arm fatigue.
- Designed to be used with our entire line of Armor Hand Guards Protector.
- All kinds of armor guard series protector can be installed.
- Can be used on 22.2 mm and 28.6 mm handlebars.
- **Inner diameter of 13.5 mm to 16 mm**

Part # **ZE73-1001**
 * When installing on trail models, ensure there is adequate space between the switches.
 * This 100% polyamide guard contains no metals.
 * Cannot be mounted using the X3 mount stay




KTM250SX-F

KEEP HANDLEBAR FLEX



Made of TPU with excellent impact resistance. Balance between rigidity and flexibility. Delivers stable performance even at low temperatures. By curving the shape of the grip end part, it does not interfere with the "door knob grip" when tilting or holding down.

MOUNTING POSITION



"Made of TPU mount stay has a shape that avoids brake hoses and wires. The tip position can be selected from three mounting positions. Both standard diameter bar (22.2 mm) and large diameter bar (28.6 mm) are supported. W adaptive diameter: 22.2mm-23.5mm"

ALUMINUM BAR END PLUG



The high-strength aluminum bar end and 3mm-thick spacer protects the guard body from falls and other shocks are lightweight and strong. Compatible with aluminum handlebars with an inner diameter of 13.5 mm to 16 mm.


PROTECTOR



An optional armor hand guard protector can be attached. (Scudo protector cannot be installed)

REPLACEMENT

	Description	Part #
A	Guard bolt set	ZE73-1911
B	Mount kit	ZE73-1931
C	Bar end kit	ZE73-1929



CONTROL



LEVER



HANDLEBAR ACCESSORIES



HAND GUARD



BODY GUARD



BODY PARTS



FOOT PARTS



SUSPENSION



ACCESSORIES



CARBON





A long type U clamp is designed to largely avoid brake hoses, banjos and wires. When mounting on a handlebar with braces, check for a U clamp mounting space.



Two types of bar end spacers are included to prevent lever interference and to fine-adjust the installation.

The spacers provide more space between guard and throttle and switch boxes. You do not need to relocate them on your handlebar, keep them at the stock position.



All protectors for armor guards can be attached.



Black

Ti-Color

CROSS CUB110



A long type U clamp is used to largely avoid brake hoses, banjos, and wires.


Includes Mounting Kit

ZETA
ADVENTURE ARMOR HAND GUARD

- High grade aluminum made handguard that fit large bending angle and short handlebar, especially adventure tourer bike and dual sport bike.
- The overall short length of the body reduces interference with the cowl / screen or meter, and a selected flat head bolt on the connecting portion with the U-clamp further reduces interference with the screen.
- Spacers are included to avoid interference with the end of the lever and to adjust the position of the guard body.
- All protectors for armor guards can be attached.
- Inner diameter 13.5 to 19mm for ϕ 22.2mm Handlebar.

Part #	Color	Handlebar Size	Contents
ZE72-6001	Black	ϕ 22.2mm	- Adventure armor hand guards.
ZE72-6003	Ti-color		- Dedicated bar end adapter / U-clamp kit.

REPLACEMENT PARTS



Part #	Description
ZE72-6097	A. U Clamps
ZE72-6099	B. Bar ends

Bike installation image

Installed on the stock handlebar

CROSS CUB110

JAPAN Model



CRF250RALLY



NC700X



XT250



V-STROM250



VERSYS-X300



VERSYS-X300



CONTROL



LEVER



HANDLEBAR ACCESSORIES



HAND GUARD



BODY GUARD



BODY PARTS



FOOT PARTS



SUSPENSION



ACCESSORIES



CARBON





Includes Mounting Kit

CONTROL



LEVER



HANDLEBAR ACCESSORIES



HAND GUARD



BODY GUARD



BODY PARTS



FOOT PARTS



SUSPENSION



ACCESSORIES



CARBON



The guard shape does not interfere with the parking lever installed on the DCT type.



Allows the stock inner weight to be used as is.



A long type U clamp is used to largely avoid brake hoses, banjos, and wires.



Can be mounted all Zeta armor hand guard protectors.

ZETA ADVENTURE ARMOR HAND GUARD for Africa Twin

- Designed to use with HONDA CRF1000L Africa Twin.
- No need for modifications, bolt on design with original handlebar.
- Comes with a specially designed bar end, that can be used with OE bar weights.
- Can be used with all ZETA Armor hand guard protector shields.
- Does not contact screen or body cowling when you turn the handlebar.
- Black anodized body with ZETA laser print logo.

Part #	Color	Handlebar size	Contents
ZE72-6011	Black	φ28.6 mm	- Adventure armor hand guards. - Dedicated bar end adapter / U-clamp kit.
		Bike	Year
		CRF1000L Africa Twin DCT	16-19
		CRF1000L Africa Twin Adventure Sports/DCT	16-19
		CRF1100L Africa Twin DCT *	20-22
		CRF1100L Africa Twin Adventure Sports ES/DCT *	20-22

* The wiring of the brake switch comes into contact with the mount clamp, but there is no problem in use.

OPTION PARTS



Apprication
 - Adventure Armor Handguard Kit (Universal/Africa Twin/Tenere700/Monkey125)
 - Armor Handguard Kit (Bent/Straight)
 - Armor Handguard U Clamp Kit

ZETA ADVENTURE ARMOR HAND GUARD OPTION SLIDER

- Optional protection slider kit for ZETA Adventure Armor hand guards.
- Black durable POM body protects your hand guard in the event of crash or falling.
- Specified design to use with ADV Armor hand guard, easy to install with hardware that comes with this kit.
- Great to use with ADV Armor guard optional bumper kit.
- Comes in a pair.

* Cannot be installed to Pro Armor Hand Guard.

Part #	Color	Material	Slider Size
ZE72-6882	Black	POM	With : 25mm, Diameter : φ36mm

ZETA ADVENTURE ARMOR HAND GUARD OPTION BUMPER

- Optional protection bumper kit for ZETA Adventure Armor hand guards.
- Black silicone body protects your hand guard in the event of a crash or fall.
- Easy to install, just put it on the Adventure armor hand guard body.
- ZETA embossed logos.
- Comes in pairs.

* Armor hand guard series (Bent/Straight) It cannot be installed to the Pro Armor Hand Guard.


Part #	Color
ZE72-6881	Black



Includes Mounting Kit



Black



A stopper that reduces damage to the exterior due to a fall.



Optional armor protector series (P46) and SCUDO protector (P47) can be installed.

ZETA ADVENTURE ARMOR HAND GUARD for Tenere700

- Special designed for TENERE 700.
- Made of high-rigidity Aluminum.
- Specially designed stopper helps protect damage from side impact.
- Included special bar end plug can be firmly fixed.
- Armor hand guard series protector can be installed.
- Optional Adventure Armor Hand Guard slider(ZE72-6882) and bumper (ZE72-6881) can be installed.
- Bolt-on design.
- BLACK color

Part #	Color	Handlebar size	Contents
ZE72-6041	Black	φ28.6 mm	- Adventure armor hand guards. - Dedicated bar end adapter / U-clamp kit.

Bike	Year
TENERE700	20-22



CONTROL



LEVER



HANDLEBAR ACCESSORIES



HAND GUARD



BODY GUARD



BODY PARTS



FOOT PARTS



SUSPENSION



ACCESSORIES



CARBON



ADVENTURE FIRMOR HANDGUARD

for **CRF250L/300L**
CRF250RALLY/300L RALLY



Specially designed for CRF250L/RALLY 300L/300L RALLY



Special U-clamp that greatly avoids interference between the master cylinder and wiring.



Concave shape that does not compress the brake wiring when used on aluminum handlebars. The stock handlebar does not put pressure on the wiring.



Three types of installation are available by using the special bar end plug and each adapter.

Adventure Armor Handguard body / U clamp kit One set of each side.
Special bar end kit (2 different of steel handlebar adapters/ Aluminum handlebar adapters) One set of each side.

ZETA
ADVENTURE ARMOR HANDGUARD
for **CRF250L/250RALLY, CRF300L/300L RALLY**

- Aluminum handguard for CRF250L/300L and CRF250/300L RALLY that is compatible with stock handlebar.
- CRF250/300L RALLY is designed not to interfere with screen and meter.
- The handle clamps have been specially designed to avoid interference from wires.
- All of the armor handguard protector series (sold separately) can be attached.
- A special bar end is included, making it compatible with both stock and ZETA handlebars.

Part #	Color	Bike	Year
ZE72-6051	Black	CRF250L(S)	21
ZE72-6052	Ti-Color	CRF250RALLY(S)	21
		CRF300L	21-22
		CRF300L RALLY	21-22

XC protector series / Scudo protector can be attached. Optional slider and bumper can be installed. ZETA Adventure Windshield can be installed with this kit.



CONTROL



LEVER



HANDLEBAR ACCESSORIES



HAND GUARD



BODY GUARD



BODY PARTS



FOOT PARTS



SUSPENSION



ACCESSORIES



CARBON



Specially designed ZETA Specialized Handlebar / Stock Handlebar



Includes Mounting Kit

ZETA ADVENTURE ARMOR HAND GUARD CT125/TRAIL125

- Aluminum hand guard for CT125 Hunter Cub/TRAIL125.
- High rigidity aluminum is used for off-road riding.
- The handle clamps are specially designed to avoid interference from wires.
- By including the special bar end, it can be installed without removing the stock inner weights.
- Anodized finish with laser marking logo.
- Compatible with ZETA Specialized handlebars / stock handlebars.

All types of armor handguard protectors (sold separately) and Scudo protectors can be attached.

Optional bumpers and sliders (sold separately) can be installed.

*Contents: Adventure Armor Handguard / U-Clamp Kit 1 set each side
Bar end kit (steel handlebar adapter / aluminum handlebar adapter) 1 set each

[Please note]

Cannot be installed on handlebars other than stock handlebars and ZETA Specialized handlebars (ZE07-9960).

[Stock Handlebar 1]

Easy installation without removing the stock inner weights.

[Stock Handlebar 2]

The stock inner weight is removed and the steel handlebar adapter is used for firm installation.

[Specialized Handlebar]

Firm installation using aluminum handlebar adapter.

Part #	Color	Handlebar size	Contents
ZE72-6031	Black	φ22.2 mm	- Adventure armor hand guards.
ZE72-6032	Ti-Color		- Dedicated bar end adapter / U-clamp kit.



The handle clamps are specially shaped to avoid interference with brake hoses and wires, and can be set to your preference angle.



Three types of installation are available by using the special bar end plug and each adapter.

CONTROL



LEVER



HANDLEBAR ACCESSORIES



HAND GUARD



The stock handlebar /ZETA handlebar special design.



Includes Mounting Kit

ZETA ADVENTURE ARMOR HAND GUARD for Monkey125

- Aluminum hand guard for Monkey 125.
- Made of high rigidity aluminum for even off-road riding.
- The handle clamp has a special shape to avoid the interference of wires.
- All of the optional armor hand guard protector series (P.37-38) can be installed. In addition to guarding against mud and flying stones, the lineup also includes a protector with a high windproof effect and a protector with an LED flasher, so it can be customized according to the application.
- Color anodized, with laser marking logo.
- Compatible with the stock handlebar / ZETA Specialized handlebar (P.8)

Part #	Color	Handlebar size	Contents
ZE72-6021	Black	φ22.2 mm	- Adventure armor hand guards.
ZE72-6022	Ti-Color		- Dedicated bar end adapter / U-clamp kit.

Bike	Year
MONKEY125	19-21



The specialized handle clamp shape avoids brake hose and wire interference and allows preferred angle setting.



All of the optional armor hand guard protector series (P.46-47) can be installed. (The image is equipped with ZETA X2 protector)

BODY GUARD



BODY PARTS



FOOT PARTS



SUSPENSION



ACCESSORIES



CARBON



ZETA

X3 PROTECTOR

- Protector comes with master cylinder guard.
- Master cylinder guard can be adjusted to 2 different positions.
- Can also be removed for lighter weight.
- Protects your hand from brush, roots and the elements.
- Available 5 colors.



Adjusted 2 different positions

Part #	Color
ZE72-0404	Blue
ZE72-0405	Red
ZE72-0406	Black
ZE72-0409	Orange
ZE72-0410	White



Blue

ZETA

X2 PROTECTOR

- Compact deflector-shields for Armor hand guards.
- Light weight design for better handling and more space for your hands.
- Great to use for Super moto and ED race.
- Comes with mounting screws for armor hand guards.
- Available in 6 colors.

Part #	Color
ZE72-0304	Blue
ZE72-0305	Red
ZE72-0306	Black
ZE72-0307	Yellow
ZE72-0308	Green
ZE72-0310	White



Green

ZETA

XC PROTECTOR

- Larger deflector-shields for Armor hand guards.
- Suitable for ENDURO race.
- Larger shields protect hands from brush, roots and the elements.
- Slit holes on the shells reduce air resistance.
- Comes with mounting screws for armor hand guards.
- Replacement XC flashers can be mounted.
- Available in 7 colors.

Part #	Color	Part #	Color	Part #	Color
ZE72-3104	Blue	ZE72-3106	Black	ZE72-3108	Green
ZE72-3105	Red	ZE72-3107	Yellow	ZE72-3109	Orange
				ZE72-3110	White



Sticker set for XC PROTECTOR

Part #	Color
ZE74-9231	2pcs/pack

* Optional XC flasher can be installed.



Red

ZETA

XC FLASHER PROTECTOR


- XC protector with flasher.
- Allows removal of stock flashers for reduced weight and better handling.
- Comes with mounting screws for armor hand guards.
- Available in 3 colors.

Part #	Color
ZE72-3406	Orange Lens
ZE72-3409	Smoke Lens
ZE72-3410	White Lens
ZE72-3506	Black
ZE72-3509	Orange
ZE72-3510	White



Black

XC Replacement Flasher 2pcs/Pack



Orange

Smoke

Part #	Color
ZE72-3991	Orange
ZE72-3992	Smoke

* Optional XC flasher can be installed.

ZETA

XC-PRO PROTECTOR

- Largest deflector-shields for Armor hand guards.
- Protect your hands from brush, roots and the elements.
- Best to use for Extreme, hard Enduro racing.
- Comes with mounting screws for armor hand guards.
- Can be mounted with Replacement XC flashers.
- Available in 2 colors.

Part #	Color
ZE72-4106	Black
ZE72-4110	White



White

CONTROL



LEVER



HANDLEBAR ACCESSORIES



HAND GUARD



BODY GUARD



BODY PARTS



FOOT PARTS



SUSPENSION



ACCESSORIES



CARBON



for **ADVENTURE** and **DUALSPORT** MODEL

ARMOR
HAND GUARD

Scudo
Protector

ZETA



SPORT/MODE

Flippable



ADVENTURE MODE



Black

White

Protector size



ZETA

ARMOR HAND GUARD SCUDO PROTECTOR

- Big size deflector shield for Armor hand guard.
- Can be used in either up or down position.
- Angle of deflector shield can be adjusted with specially designed mount spacer.
- Available black and white deflector colors.

Compatible with ZETA aluminum hand guard

Part #	Color
ZE72-6151	Black
ZE72-6158	White

Scudo Protectors
Replacement Bolt & Washer 2set
ZE72-6199

- Armor hand guard series (p36, p37, p39).
- Adventure armor hand guard (p43).
- Adventure armor hand guard for Africa twin (p44).
- Adventure armor hand guard for Monkey125, T-700,CRF250L/RALL/CT125 (p45-47).

Adjustable angle



Rounded special spacers.

Capable of adjusting shield up and down,
Avoid interference with plastic, fuel tank, hands, etc.

Flippable

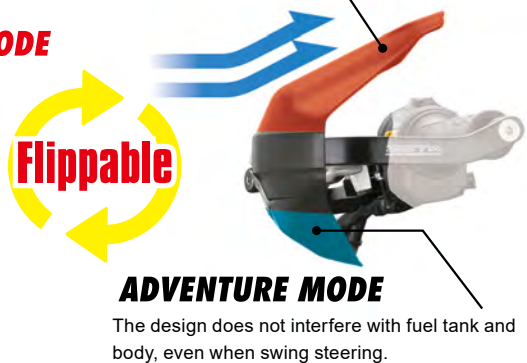
Smaller shield provides less interference with hands when in standing.

Optimal larger shield prevents rain and wind.



SPORT MODE

Protects from splashing water or mud.
Keep grips and gloves clean.



ADVENTURE MODE

The design does not interfere with fuel tank and body, even when swing steering.



ZETA

CLUTCH MASTER CYLINDER GUARD

- Guard item for the hydraulic clutch master cylinder used in KTM and some Husqvarna model.
- Clutch master guard keep flexibility of the handlebar.
- Protect the cylinder from damage.
- ZETA's MX hand guard (Impact X3 / Impact X2 / Stingray / Stingray vent) and stock hand guard can be used together.

[Please note]

Since the mounting part has a tapered shape, it is used for the clutch master side.

Stock handlebar ZETA SX3 handlebar. Cannot be installed except for (ZE06-543).ZE71-3000 (A piece included for clutch side)

Part #	Color
ZE71-3000	Black

Bike	Year
KTM	
125/450/500EXC	15-16
150EXC	20-23
200EXC	14-16
250/300EXC	15-23
250/350EXC-F	15-23
450/500EXC-F	17-23
125XC-W	17-19
150XC-W	18-23
200XC-W	15
250/300XC-W	15-23

Bike	Year
KTM	
450/500XC-W	15-16
250XCF-W	15-16
350XCF-W	15-16
	20-22
450XCF-W	23
500XCF-W	20-22
Freeride 250F	18-20
Freeride E-XC	18-22
HUSQVARNA	
FE250/350/450/501	17
TE150/250/300	17
TX125	17

CONTROL



LEVER



HANDLEBAR ACCESSORIES



HAND GUARD



BODY GUARD



BODY PARTS



FOOT PARTS



SUSPENSION



ACCESSORIES



CARBON



GU HAND WARMER

KEEP HAND WARM **COLD PROTECTION** **WINDBREAKING**

ZETA CW HAND WARMER

- Hand warmer designed for hand guard.
- Prevents your hands from freezing in the cold wind of deep winter.
- The main fabric is tough and durable 300 D oxford fabric with water repellent treatment on outside and PVC coating on inside to make it cold and water resistant.
- Cuff part made of soft and elastic Neoprene fabric to retain fine mobility.
- Inside pocket ideal for tiny such as instant heat pad is included.

*Please check for that there is no interference with operability of each parts before use.

Easy installation without tools!

Made of High-strength ballistic fabric!

Material	Wrist Opening: Neoprene
	Body: Ballistic polyester (black)
	Body: Carbon look PVC leather (Carbon)

CONTROL



LEVER



HANDLEBAR ACCESSORIES



HAND GUARD



BODY GUARD



BODY PARTS



FOOT PARTS



SUSPENSION



ACCESSORIES



CARBON



M SIZE

Part #	Color
ZE72-9011	Black
ZE72-9021	Carbon

Corresponding Handguard

Impact X2/X3, Stingray/Stingray Vent Antler Handguard*

Pro Armor / Armor Bend / Armor Straight / Armor Bent U-Clamp*

Hand protector that can be used together

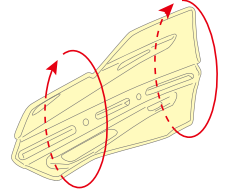
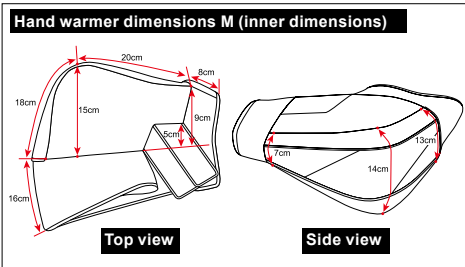
XC /XC-PRO/X2/X3



BLACK



Carbon look PVC leather



Adjustable fitting flap length : 30cm

For products that are not compatible, please check the size of the hand warmer before considering.

L SIZE

Part #	Color
ZE72-9012	Black
ZE72-9022	Carbon

Corresponding Handguard

Adventure Armor Handguard

If ZETA Adventure Armor hand guards are installed, use size L.

Hand protector that can be used together

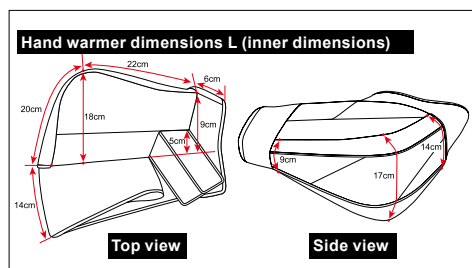
SCUDE /XC /XC-PRO/X2/X3



BLACK



Carbon look PVC leather



For products that are not compatible, please check the size of the hand warmer before considering.

**It can be use for
both touring and dirt riding.**



The two flaps can be adjusted to accommodate different positions.



Dirt Riding

Wide wrist adjustment allows for better handling and does not interfere with riding in the dirt. In the event of an unexpected fall, it is easy to remove your hands from the hand warmer for safe riding."



Touring

Narrow wrist adjustment prevents running wind from entering the hand warmer, improving cold and wind resistance.



Velcro wrist opening adjustment.

When touring, the wrist opening can be adjusted narrower to prevent the wind from entering the hand warmer and improves the protection against cold and wind. The large size L can narrow the outside of the wrist opening more than the size M. The capability makes it ideal for long hours of touring. When riding in the dirt, the wrist opening can be adjusted wider to improve maneuverability and not interfere with riding. In the event of an unexpected fall, it is easy to remove your hands from the hand warmer and ride safely.



Save space around switches.

The space around the switches is designed for ease of operation. The wrist opening can be adjusted with a velcro system to make it larger or narrower. Be sure to check that there is no interference with each move before use.



Easy handling even when standing ride.

The wrist area is made of flexible neoprene fabric. Minimizes impact on riding position and provides both ease of movement and thermal protection.



Reflectors

Reflectors are equipped on the front and sides of the cover to increase visibility when riding at night.



Convenient inside pocket

Inside pocket, good to put a tiny items such as instant heat pad, small purse and cards.

M

L



CONTROL



LEVER



HANDLEBAR ACCESSORIES



HAND GUARD



BODY GUARD



BODY PARTS



FOOT PARTS



SUSPENSION



ACCESSORIES



CARBON



IMPACT X3

ZETA

IMPACT X3 HAND GUARD

- Aerodynamic design new hand guard.
- Ideal hand guard size and design requested by top riders and factory teams.
- Comes with master cylinder guard, can be adjusted to 2 different positions.
- Can be used at various track or race conditions and bikes, protect your hands and master cylinders from mud and rocks
- Available in black, white, blue, red and orange colors.

Part #	Color
ZE74-4101	Black
ZE74-4104	Blue
ZE74-4105	Red
ZE74-4109	Orange
ZE74-4110	White

Mounting kit
TYPE 2

Available in 5 colors

REPLACEMENT SHIELDS

Part #	Color
ZE74-4201	Black
ZE74-4204	Blue
ZE74-4205	Red
ZE74-4209	Orange
ZE74-4210	White



Master Cylinder Guard

2 adjustable master cylinder guard positions to protect your master cylinder. It can be removed for lighter weight.



Master cylinder guard

Hand guard without guard.

Handguard Mount TYPE-2

Clamp on style universal hand guard mounts, made of light weight plastic.



Comes with special hand guard mount spacers.

3 hand guard mounting positions.

Clamp Position

Left



Right

Hand guard mount is designed to install hand guard mount inside of switches or brake / clutch master cylinder on handlebar without any position adjustment on handlebar. Great for use on recent MX bikes that comes with mapping switch and electric start button, which do not have space on handlebar straight area.

Handlebar Clamp



Can even be mounted on handlebar curved area.
* Can be used on taper handlebar size from 22.2 mm to 23.5 mm.

Mount Spacer

Adjust hand guard angle with mounting spacer when hand guard clamp is installed on handlebar curved area.



Standard 0°

Slant 10°

Turn over spacers to change hand guard angle.



Blue rider with yamalube
YUTARO UCHIYAMA

Mounting kit
TYPE 1

Mounting kit
TYPE 2



REPLACEMENT MOUNTING KIT

Part #	Type	Fit Protector
ZE74-0910	type 1	STINGRAY VENT / STINGRAY IMPACT X2
ZE74-0911	type 2	STINGRAY VENT / STINGRAY IMPACT X2 / IMPACT X3

CONTROL



LEVER



HANDLEBAR ACCESSORIES



HAND GUARD



BODY GUARD



BODY PARTS



FOOT PARTS



SUSPENSION



ACCESSORIES



CARBON



ZETA

STINGRAY VENT HAND GUARD

- ZETA vented Stingray hand guards, used by Japanese Factory Kawasaki Team Green.
- Vented design cools your hand during hard riding, yet it protects your hand from brush, roots and the elements. Light weight design.
- Handlebar clamp style hand guards fits almost all dirt bikes and ATVs.
- Available in 5 factory colors, replacement shields available.


Part #	Color
ZE74-3101	Black
ZE74-3104	Blue
ZE74-3105	Red
ZE74-3107	Yellow
ZE74-3110	White

Mounting kit
TYPE 1

Available in 5 colors

REPLACEMENT SHIELDS

Part #	Color
ZE74-3201	Black
ZE74-3204	Blue
ZE74-3205	Red
ZE74-3207	Yellow
ZE74-3210	White



Vented
Stingray

ZETA

STINGRAY HAND GUARD

- Handlebar clamp style hand guard.
- Protect your hand from brush, roots and the elements.
- Fits almost all dirt bikes, ATVs and more. Universal fit.
- Colors available : Red, Yellow, Orange and White.
- Comes complete with all mounting hardware.
- Replacement shields available.

Part #	Color
ZE74-2105	Red
ZE74-2107	Yellow
ZE74-2109	Orange
ZE74-2110	White

Mounting kit
TYPE 1

Available in 4 colors

REPLACEMENT SHIELDS

Part #	Color
ZE74-2205	Red
ZE74-2207	Yellow
ZE74-2209	Orange



Stingray

ZETA

IMPACT X2 HAND GUARD

- 2nd generation of impact hand guards.
- Compact hand guard shell with aerodynamic design. Fits most dirt bikes and ATVs.
- Compact shells design for riders looking for small hand guard shell. Mini mx racing models and ATVs.
- Available in 6 factory colors, replacement shields available.

Part #	Color
ZE74-0201	Black
ZE74-0204	Blue
ZE74-0205	Red
ZE74-0207	Yellow
ZE74-0208	Green
ZE74-0210	White

Mounting kit
TYPE 1

Available in 6 colors

REPLACEMENT SHIELDS

Part #	Color
ZE74-1201	Black
ZE74-1205	Red
ZE74-1209	Orange
ZE74-1210	White



IMPACT X2

ZETA

CONTROL



LEVER



HANDLEBAR ACCESSORIES



HAND GUARD



BODY GUARD



BODY PARTS



FOOT PARTS



SUSPENSION



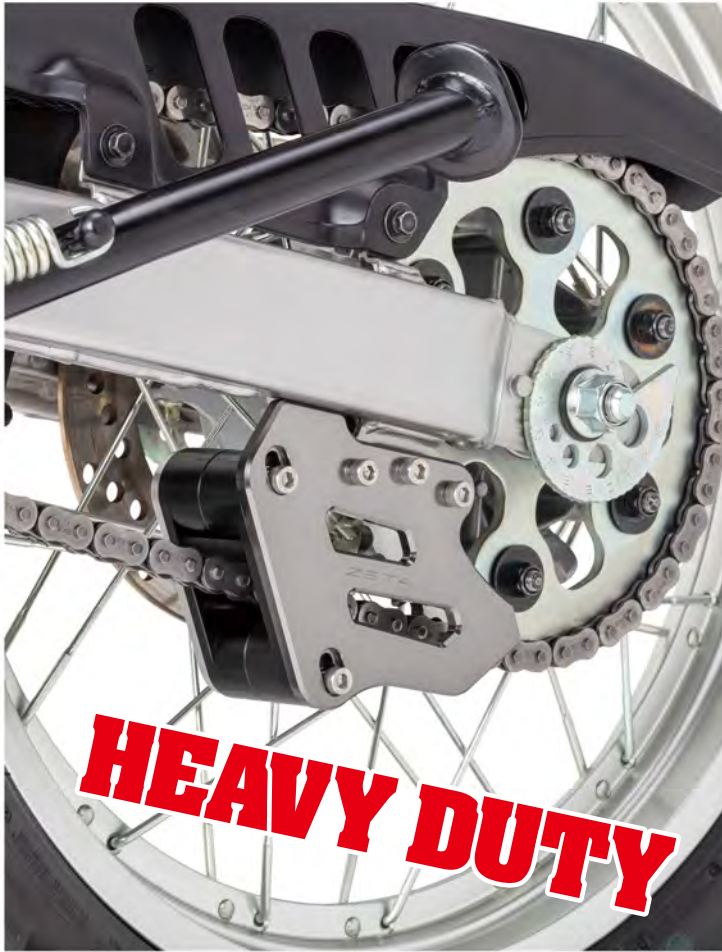
ACCESSORIES



CARBON



DURABLE CHAIN GUIDE



HEAVY DUTY



ZETA DURABLE CHAIN GUIDE

- 6 mm thick high strength aluminum chain guide with added chain drop prevention function.
- Up to 50 teeth rear sprockets. *When the guide block is installed.

Plate: Material 7000 grade CNC machined aluminum

Block: Polymer material

Weight: 410g

Bike	Year	Color	Part #
SEROW250/XT250	05-20	Black	ZE82-2301
Tricker	04-18		

Bike	Year	Color	Part #
SEROW250/XT250	05-20	Ti-color	ZE82-2308
Tricker	04-18		

CONTROL



LEVER



HANDLEBAR ACCESSORIES



HAND GUARD



BODY GUARD



BODY PARTS



FOOT PARTS



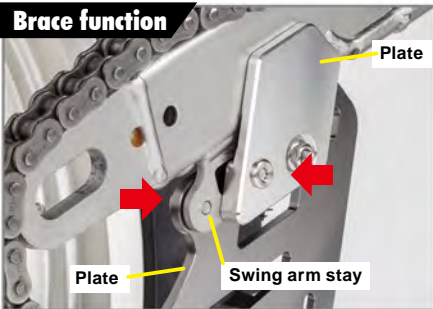
SUSPENSION




ACCESSORIES




CARBON



With brace function to prevent the swing arm stay from bending inward from side impact. Strongly protects the chain from falls and rocks.



Prevents flapping of the chain. Power loss is minimized by adopting polymer material with low friction resistance.




The guide block can be adjusted up and down, matching the sprocket size and the chain play.



ZETA DURABLE CHAIN GUIDE Replacement Chain Guide Block

Part #



[ZE82-2911](#)



Despite the sturdy design, the minimum ground clearance is +17mm compared to stock. Reduce the risk of contact with obstacles.



Can be used even without the guide block avoiding excessive wear in situations where guide performance is not required.



Chain guide mounting stay
Reinforcing plate
Plate

Guideblock

Brace function:
 Reinforcing plate prevents damage to the swingarm's chain guide mounting stay in the event of a strong impact.

Guide block:
 Prevents the chain from falling off and flopping around. Made of PU with low friction resistance to minimize power loss.




Removable guide block:
 The easily removable guide block can be removed for street riding with less chain flapping.



ZETA
DURABLE CHAIN GUIDE
CRF1100L Africa Twin

- High strength chain guide with 6 mm thick aluminum on the main plate.
- Brace function prevents damage to the chain guide stay. Equipped with a guide block to prevent the chain from falling off.
- The guide block prevents the chain from flapping and improves off-road riding performance.
- Prevents hands and boots in the event of a fall.
- Suitable for both street and off-road riding.
- Replacement guide blocks are also available.

Part #	Color
ZE82-2001	Black



Base bracket
Plate

Guide block
Plate

Installation of the chain guide:
 Mount the base bracket directly to the swingarm to secure the chain guide in place.

Guide block:
 Prevents the chain from falling off and flopping around. Made of PU with low friction resistance to minimize power loss.



ZETA
DURABLE CHAIN GUIDE
TENERE 700

- Bolt on chain guide for Tenere 700 for more off-road ride.
- Prevent chain falling off from the sprocket even in hard off-road riding.
- 6 mm thick high-strength aluminum alloy chain guide body with a durable plastic guide block.
- Includes a high-rigidity aluminum stay that resists impact.
- Available replacement plastic guide.

Part #	Color
ZE82-2311	Black



ZETA
Replacement Durable Chain Guide Block

Part #
ZE82-2911

CONTROL



LEVER



HANDLEBAR ACCESSORIES



HAND GUARD



BODY GUARD



BODY PARTS



FOOT PARTS



SUSPENSION



ACCESSORIES



CARBON



Red HONDA



Blue YAMAHA



Black Kawasaki SUZUKI



Red GASGAS



Orange KTM



H.Blue Husqvarna



ZETA CHAIN GUIDE

- Chain guide composed of TPU, excellent in wear resistance and restorability and duralumin plate with CNC processing.
- Reduce the load on the swing arm attachment stay by using TPU material that is durable against impact and wear.
- 3D design slider reduces the impact of the debris coming from all directions.
- Maintains its guiding performance that requires rigidity by a duralumin plate designed exclusively for the model.

- * Please apply removable low to medium strength screw lock for installation.
- * Please check the slider wear periodically.
- * In the case of trail models, guiding performance is enhanced as much as racers.



Angles in the front avoid the impact, and the sleek 3D design reduces the catching and damage risk.



Its elastic structure avoids interference trouble with sprocket, compared to one made of aluminum when catching the debris.



The insert nut is used on the back. Eliminating protruding bolts and nuts, smooth head shape reduces catch during tire change.



The slider bottom has a reduced contact area in consideration to the ground clearance.

1 The range of change of the number of the rear sprocket teeth is less than that of the stock chain guide. When the number of teeth is increased, the position of the chain adjuster may move forward, causing interference.

2 Since the guide performance is improved as much as the racer, the range of change of the number of rear sprocket teeth is less than the stock. If the position of the chain adjuster is large and forward when the number of chains is increased, it may interfere.

3 Depending on the position of the chain adjuster, the end of the guide block may interfere with the hub. The adjuster must be adjusted or the guide block must be cut to prevent interference.

REPLACEMENT CHAIN GUIDE BLOCK



Part #	Color
ZE82-1900	Black

*Replacement.
The slider covers all line-up model.



GSM Yamaha

Bike	Year	Red	Blue	Black
HONDA				
CRF250R/450R	07-23	ZE82-1002	-	-
CRF250RX	19-23	ZE82-1002	-	-
CRF450RX	17-23	ZE82-1002	-	-
CRF250X	07-17	ZE82-1002	-	-
CRF450X	08-23	ZE82-1002	-	-
CRF450L	19-20	ZE82-1002	-	-
CRF450RL	21-23	ZE82-1002	-	-
CRF250L/M #2 #3	12-21	ZE82-1082	-	-
CRF250L(S)/RALLY(S) #2 #3	21	ZE82-1082	-	-
CRF250RALLY #2 #3	18-21	ZE82-1082	-	-
CRF300L/L RALLY #2 #3	21-22	ZE82-1082	-	-
YAMAHA				
YZ125/250	08-23	-	ZE82-1306	-
YZ250F	07-23	-	ZE82-1306	-
YZ450F	07-22	-	ZE82-1306	-
YZ125X	17-23	-	ZE82-1306	-
YZ250X	16-23	-	ZE82-1306	-
YZ250FX	15-23	-	ZE82-1306	-
YZ450FX	16-23	-	ZE82-1306	-
WR250F/450F	07-23	-	ZE82-1306	-
WR250R/X #2	07-20	-	ZE82-1386	-
KAWASAKI				
KX250F	09-18	-	-	ZE82-1100
KX250	19-20	-	-	ZE82-1100
KX450F	21-23	-	-	ZE82-1110
KX450	09-18	-	-	ZE82-1100
KX450	19-23	-	-	ZE82-1110
KX250X/450X	21-23	-	-	ZE82-1110
KLX230 #2	20-21	-	-	ZE82-1180
SUZUKI				
RM125/250	01-08	-	-	ZE82-1200
RMZ250	07-22	-	-	ZE82-1200
RMZ450	05-22	-	-	ZE82-1200
RMX450Z	10-19	-	-	ZE82-1200
DRZ400S/SM #2	00-21	-	-	ZE82-1200
KTM				
85SX #1	15-20	ZE82-1402	ZE82-1403	ZE82-1409
125-450SX/SX-F/XC/XC TPI/XC-F #1	08-22	ZE82-1402	ZE82-1403	ZE82-1409
125-500XC/EXC TPI/EXC-F XC-W/XCF-W/XC-W TPI #1	08-23	ZE82-1402	ZE82-1403	ZE82-1409
FREERIDE 250R #1	14-17	ZE82-1402	ZE82-1403	ZE82-1409
FREERIDE 250F #1	18-19	ZE82-1402	ZE82-1403	ZE82-1409
FREERIDE 350 #1	14-17	ZE82-1402	ZE82-1403	ZE82-1409
HUSQVARNA				
TC85 #1	15-22	ZE82-1402	ZE82-1403	ZE82-1409
TC/FC125-450 #1	14-22	ZE82-1402	ZE82-1403	ZE82-1409
TE125 #1	14-16	ZE82-1402	ZE82-1403	ZE82-1409
TE150/I #1	17-23	ZE82-1402	ZE82-1403	ZE82-1409
TE250/300/I #1	14-23	ZE82-1402	ZE82-1403	ZE82-1409
FE250-501 #1	14-23	ZE82-1402	ZE82-1403	ZE82-1409
TX125 #1	17-19	ZE82-1402	ZE82-1403	ZE82-1409
TX300/I #1	17-22	ZE82-1402	ZE82-1403	ZE82-1409
FX350/450 #1	17-22	ZE82-1402	ZE82-1403	ZE82-1409
F450 #1	16-22	ZE82-1402	ZE82-1403	ZE82-1409
GASGAS				
MC85/125 #1	21-23	ZE82-1402	ZE82-1403	ZE82-1409
MC250 #1	22-23	ZE82-1402	ZE82-1403	ZE82-1409
MC250F #1	21-23	ZE82-1402	ZE82-1403	ZE82-1409
MC350F #1	22-23	ZE82-1402	ZE82-1403	ZE82-1409
MC450F #1	21-23	ZE82-1402	ZE82-1403	ZE82-1409
EC250/300 #1	21-23	ZE82-1402	ZE82-1403	ZE82-1409
EC250F/350F #1	21-23	ZE82-1402	ZE82-1403	ZE82-1409
EX250 #1	22-23	ZE82-1402	ZE82-1403	ZE82-1409
EX300 #1	21-23	ZE82-1402	ZE82-1403	ZE82-1409
EX250F/350F/450F #1	21-23	ZE82-1402	ZE82-1403	ZE82-1409



ZE82-0211

ZE82-0241

ZETA CHAIN GUIDE BRACE

- Protects your chain guide from rocks and other debris.
- Made of CNC machined 7000 grade aluminum.
- Finished in anodized titanium-color.
- Simple bolt-on application.

Bike	Part #
XR250/BAJA/MOTARD '95-	ZE82-0211
CRF250L/M	ZE82-0211
CRF250RALLY	ZE82-0211
SEROW250, TRICKER, XT250X	ZE82-0241
XTZ125 '03-12	ZE82-0241



XR250

CONTROL



LEVER



HANDLEBAR ACCESSORIES



HAND GUARD



BODY GUARD



BODY PARTS



FOOT PARTS



SUSPENSION



ACCESSORIES



CARBON





YZ450F



CRF250L



CRF250RALLY



YZ125 '05-21



CRF250L/RALLY 21



RADIATOR GUARD

- Made of 3mm thickness aluminum plate and 12mm pipe for extreme durability.
- Protects expensive radiators from being crushed or twisted during a fall.
- Available for not only enduro and motocross racing models, but also dual sport models, CRF250L and WR250R/X.

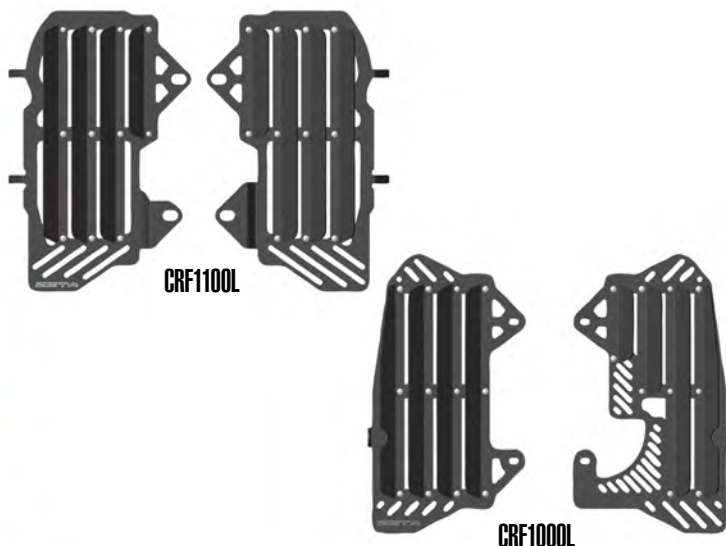
Bike	Year	Part #
HONDA		
CRF250R	18-19	ZE52-2014
	20-21	ZE52-2015
CRF250RX	19	ZE52-2014
	20-21	ZE52-2015
CRF250L	12-20	ZE52-2032
CRF250L Type LD	17-20	ZE52-2032
CRF250L	21	ZE52-2033
CRF250L(S)	21	ZE52-2033
CRF250M	13-20	ZE52-2032
CRF250RALLY	21	ZE52-2033
CRF250RALLY(S)	21	ZE52-2033
CRF450X	19-23	ZE52-2041
CRF450L	19-20	ZE52-2041
CRF450RL	21-23	ZE52-2041
YAMAHA		
YZ125	05-21	ZE52-2303
YZ250	05-21	ZE52-2307
YZ250F	14-18	ZE52-2313
	19-23	ZE52-2314
YZ450F	18-22	ZE52-2314
YZ125X	17-22	ZE52-2303
YZ250X	16-22	ZE52-2307
YZ250FX	15-19	ZE52-2313
	20-23	ZE52-2314
YZ450FX	19-23	ZE52-2314
WR250F	20-23	ZE52-2314
WR450F	19-23	ZE52-2314
WR250R	07-20	ZE52-2332
WR250X	07-17	ZE52-2332



Protects the radiator core from rocks while riding. Aluminum core guard to prevent radiator damage.



CRF1000L



CRF1100L

CRF1000L



CRF1100L




TENERE 700

ZETA

RADIATOR CORE GUARD

- Aluminum core guard to protect the radiator core from rocks and mud.
- The frame and louvers are separate, and the frame maintains rigidity and the louvers firmly guard the core, they can still provide reliable airflow and maintain the same radiator performance.
- The guard is a must item for off-road to prevent damage to the radiator that can cause loss of performance.
- CRF1000L Can be installed over the stock louvers.
- CRF1100L/Tenere700 / Remove the stock louver and install in the same position.

Color	Black
Material	Aluminum Alloy
Surface treatment	Sandblast, Black anodized finish
Thickness	2 mm



TENERE700

Bike	Year	Part #
HONDA		
CRF1000L AFRICA TWIN	16-19	ZE52-3010
CRF1000L AFRICA TWIN DCT	16-19	ZE52-3010
CRF1000L AFRICA TWIN ADV SPORTS	16-19	ZE52-3010
CRF1000L AFRICA TWIN ADV SPORTS LD	16-19	ZE52-3010
CRF1000L AFRICA TWIN ADV SPORTS DCT	16-19	ZE52-3010
CRF1000L AFRICA TWIN ADV SPORTS LD DCT	16-19	ZE52-3010
CRF1100L AFRICA TWIN	20-22	ZE52-3020
CRF1100L AFRICA TWIN DCT	20-22	ZE52-3020
CRF1100L AFRICA TWIN ADV SPORTS	20-22	ZE52-3020
CRF1100L AFRICA TWIN ADV SPORTS DCT	20-22	ZE52-3020
CRF1100L AFRICA TWIN ADV SPORTS ES	20-22	ZE52-3020
CRF1100L AFRICA TWIN ADV SPORTS ES DCT	20-22	ZE52-3020
YAMAHA		
TENERE700	20-22	ZE52-3310

CONTROL



LEVER



HANDLEBAR ACCESSORIES



HAND GUARD



BODY GUARD



BODY PARTS



FOOT PARTS



SUSPENSION




ACCESSORIES



CARBON





CRF250L(S) '21

ZETA
ED SKID PLATE

- Made of 5000 grade durable aluminum.
- Protects the area under engine, water pump cover and crankcase from stones and rocks.
- Oil drain hole allows easy oil changes without removing the skid plate.
- All mounting hardware included.


Bike	Year	Part #	Thickness
HONDA			
CRF250R	18-21	ZE55-2051	4mm
CRF450R	17-20	ZE55-2051	4mm
CRF250R X	19-21	ZE55-2051	4mm
CRF450R X	17-20	ZE55-2051	4mm
CRF450X	19-23	ZE55-2051	4mm
CRF450L	19-20	ZE55-2051	4mm
CRF450RL	21-23	ZE55-2051	4mm
XR230	05-13	ZE55-2120	3.2mm
XR230 MOTARD	08-13	ZE55-2120	3.2mm
XR250	95-07	ZE55-2100	3.2mm
XR250 BAJA	95-04	ZE55-2100	3.2mm
XR250 MOTARD	03-07	ZE55-2100	3.2mm
CRF250L	12-20	ZE55-2130	3.2mm
CRF250L Type LD	17-20	ZE55-2130	3.2mm
CRF250L(S)	21	ZE55-2141	3.2mm
CRF300L	21-22	ZE55-2141	3.2mm
CRF250M	13-20	ZE55-2130	3.2mm
YAMAHA			
YZ250	05-23	ZE55-2440	3.2mm
YZ250X	16-23	ZE55-2440	3.2mm
YZ250FX	15-19	ZE55-2430	3.2mm
WR250F	15-19	ZE55-2430	3.2mm
SEROW250	05-17	ZE55-2420	3.2mm
	18-20	ZE55-2470	3.2mm
TRICKER	04-17	ZE55-2420	3.2mm
	18	ZE55-2470	3.2mm
XT250	08-22	ZE55-2470	3.2mm
XT250X	06-17	ZE55-2420	3.2mm
WR250R	07-20	ZE55-2400	3.2mm
WR250X	07-17	ZE55-2400	3.2mm
TENERE700 US	20-21	ZE55-2480	3.2mm
TENERE700 EU	20	ZE55-2480	3.2mm
KAWASAKI			
KLX125	10-16	ZE55-2220	3.2mm
D-TRACKER125	10-15	ZE55-2220	3.2mm
KLX150BF	16-18	ZE55-2220	3.2mm
KLX230	20-22	ZE55-2230	3.2mm
KLX230S	22	ZE55-2230	3.2mm
KLX230R	20-23	ZE55-2230	3.2mm
KLX230R S	22-23	ZE55-2230	3.2mm
KLX250	93-20	ZE55-2200	3.2mm
D-TRACKER	93-07	ZE55-2200	3.2mm
D-TRACKER X	08-16	ZE55-2200	3.2mm
SUZUKI			
DRZ400S/SM	00-22	ZE55-2300	3.2mm
250SB	02-06	ZE55-2200	3.2mm



YZ250/X



YZ250FX



TRICKER



SEROW250



WR250R/X



XR230



CRF250L '12-20



XR250/BAJA/MOTARD



KLX250, D-TRACKER250



KLX125, D-TRACKER125



KLX230/R

CONTROL



LEVER



HANDLEBAR ACCESSORIES



HAND GUARD



BODY GUARD



BODY PARTS



FOOT PARTS



SUSPENSION



ACCESSORIES



CARBON



ZETA
GLIDE PLATE CRF110F 19-

- 5000 series aluminum, and a hairline finish.
- Thickness: 3.2 mm.
- Protects the lower part of the engine from rocks and prevents problems due to damage.
- The rain hole under Glide Plate allows engine oil changes without removing the unit, making it easy to maintain.
- The stays are 2 mm thick steel, powder coated + sandblasted.
- ZETA press stamping on the front.

Bike	Year	Part #	Thickness
HONDA			
CRF110F	19-	ZE55-9010	3.2mm



Wider guard area than stock, 5mm thick for extreme durability



ZETA
ED SKID PLATE HD TENERE700

- Strongly guards the lower part of the engine from stones and obstacles.
- Prevents problems caused by breakage and covers a wide range from touring to heavy riding.
- Strong 5000 series aluminum is used to extensively guard the generator case and water pump.
- It is installed securely to the bike and resists impacts from below.

Part #	Bike
ZE55-2480	TENERE US '20-21
	TENERE EU '20

CONTROL



LEVER



HANDLEBAR ACCESSORIES



HAND GUARD



BODY GUARD



BODY PARTS



FOOT PARTS





SUSPENSION



ACCESSORIES



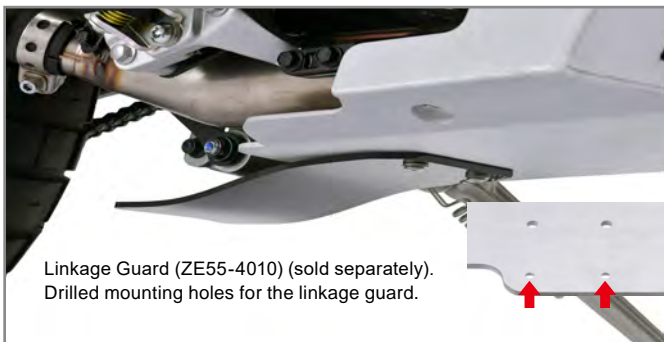
CARBON



Can be used with ZETA EX Pipe Guard (ZE52-2841)



In addition to the stock installation position, it is firmly set to the frame (rear suspension link) with brackets. It can be used with a center stand without any modification for easy maintenance.



Linkage Guard (ZE55-4010) (sold separately).
Drilled mounting holes for the linkage guard.

ZETA
LINKAGE GUARD

- Universal rear suspension linkage guard.
- Made of durable and thick polyethylene to protect linkage from being hit with rock and stones.
- Attach this guard to OE skid plate or your aftermarket skid plate.
- Drill holes on your OE skid plate or aftermarket skid plate to attach.
- Comes with mounting hardware, bolts, nuts and washers.

Part #	Thickness
ZE55-4010	5mm



Outside installation



Inside installation

ZETA
FRAME GUARD

- Provides a flat surface on the motorcycle frame for better foot grips and bike control.
- Prevents frame scratches during your ride.
- Made of 5000 grade aluminum with ZETA embossed logo.

Bike	Year	Part #
HONDA		
CRF150R	07-22	ZE52-0032
CRF125F	14-18	ZE52-0003
CRM250R	89-96	ZE52-0008
CRM250AR	97-98	ZE52-0008
XR250R	86-95	ZE52-0013
XLR250	88-94	ZE52-0013
CRF250L	12-20	ZE52-0019
CRF250L	21	ZE52-0020
CRF250L(S)	21	ZE52-0020
CRF250L Type LD	17-20	ZE52-0019
CRF250M	13-20	ZE52-0019
CRF250RALLY	17-20	ZE52-0019
CRF250RALLY	21	ZE52-0020
CRF250RALLY(S)	21	ZE52-0020
CRF250RALLY Type LD	17-20	ZE52-0019
CRF300L	21-22	ZE52-0020
CRF300L RALLY	21-22	ZE52-0020
CRF1100L AFRICA TWIN	20-22	ZE52-0024
CRF1100L AFRICA TWIN DCT	20-22	ZE52-0024
CRF1100L AFRICA TWIN ADV SPORTS	20-22	ZE52-0024
CRF1100L AFRICA TWIN ADV SPORTS DCT	20-22	ZE52-0024
CRF1100L AFRICA TWIN ADV SPORTS ES	20-22	ZE52-0024
CRF1100L AFRICA TWIN ADV SPORTS ES DCT	20-22	ZE52-0024
YAMAHA		
YZ85	02-21	ZE52-0332
YZ125	05-23	ZE52-0336
YZ250	05-23	ZE52-0336
YZ250F	14-16	ZE52-0341
YZ125X	17-23	ZE52-0336
YZ250X	16-23	ZE52-0336
YZ250FX	15-16	ZE52-0341
SEROW250	05-20	ZE52-0313
TRICKER	04-18	ZE52-0313
XT250	08-22	ZE52-0313
XT250X	06-17	ZE52-0313
WR250R	07-20	ZE52-0322
WR250X	07-17	ZE52-0322
TENERE700	20-22	ZE52-0342
KAWASAKI		
KDX220SR	94-99	ZE52-0114
KLX125	10-16	ZE52-0103
D-TRACKER125	10-15	ZE52-0103
KLX150BF	16-18	ZE52-0103
KLX230	20-22	ZE52-0104
KLX230S	22	ZE52-0104
KLX230R	20-23	ZE52-0104
KLX230R S	22-23	ZE52-0104
KLX250	98-20	ZE52-0106
D-TRACKER	98-07	ZE52-0106
D-TRACKER X	08-16	ZE52-0106
SUZUKI		
DR250R	95-00	ZE52-0213
DJEBEL250XC	96-06	ZE52-0213
DRZ400S	00-22	ZE52-0215
DRZ400SM	00-22	ZE52-0215



CRF250L(S)



TENERE700



CRF250L(S)



TENERE700



WR250R/X



SEROW250



CONTROL



LEVER



HANDLEBAR ACCESSORIES



HAND GUARD



BODY GUARD



BODY PARTS



FOOT PARTS



SUSPENSION



ACCESSORIES



CARBON




ZETA

UNDER GUARD for MONKEY125

- Under guard designed for Monkey 125.
- Guard body is made of durable 3.5mm thick aluminum to protect exhaust pipe and engine from stone and mud.
- Many slit holes for engine cooling air flow.
- Bracket is made of steel with black paint finish for durability.
- Can be used with stock or DELTA exhaust.
- Includes all hardware needed for installation.

Part #	Bike
ZE55-8120	Monkey125 '19-21


ZETA

UNDER GUARD for CT125/TRAIL125

- 3.2mm thick aluminum. Protects the engine from rocks during off-road riding.
- Slit processing provides both protection and heat exhaust."
- Compatible with stock muffler and DELTA muffler. (Not tested the installation of mufflers made by other manufacturers)
- Skid plate: Aluminum, hairline finish
- Bracket: Steel, black paint.

This product is not designed for hard use. Hitting the product against a large stone or putting it on a racing stand will result in damage to the engine as well as the frame.

Part #	Bike
ZE55-8130	CT125 '20-22 TRAIL 125 '21-22


ZETA

ENGINE PROTECTION UNDERFRAME KIT for CROSS CUB

"UNDERFRAME KIT with skid plate. Protects the engine from stepping stones during off-road driving. The frame is made of steel, and black powder coat. The skid plate is made of aluminum (A5052) with hairline processing. Stock muffler and DELTA barrel-4s mini muffler can be used together. (Installation of other brand's muffler is unconfirmed.)

It cannot be used for hard use. Actions such as hitting a large stone or placing it on a racing stand will damage not only the frame but also the engine. "

Part #	Bike
ZE55-8010	CROSS CUB110 '18-21 CROSS CUB 50 '18-21


ZETA

ENGINE PROTECTION UNDERFRAME KIT for CT125/TRAIL125

- The frame is made of 22mm diameter steel and powder coated.
- Protects the engine in the event of falling. Aftermarket fog lamps can be installed.
- The stock muffler and DELTA muffler can be used together. (Not tested the installation of the aftermarket mufflers)

That this product is not designed for hard riding. Hitting the product against a large stone or putting it on a racing stand will result in damage to the engine as well as the frame."

Part #	Bike
ZE55-8030	CT125 '20-22 TRAIL 125 '21-22



ZETA
TITANIUM HEAT PROTECTOR

- Universal 4 stroke head pipe heat protector.
- Heat protector body, nuts, mounts and bands are made of titanium.
- Super light weight design, only 90 g (0.2lbs)
- Can be used head pipe diameter from 25 mm to 45 mm.


Part #	Description
ZTP3-1011	Universal

Replacement titanium mount kit

Part #	Description
ZTP3-1009	



CRF1100L AFRICA TWIN



TENERE 700



ZETA
EXHAUST PIPE GUARD

- Front exhaust pipe guards protect header pipes from the stones flying from the front wheel.
- Exclusive designs for CRF1100L Africa Twin and TENERE 700.
- Embossed hairline and ZETA logo on 3.2mm thick aluminum.
- Equipped with a stainless steel mounting band.

Bike	Year	Part #
HONDA		
CRF1100L AFRICA TWIN/DCT	20-22	ZE52-2801
CRF1100L AFRICA TWIN ADV SPORTS/DCT	20-22	ZE52-2801
CRF1100L AFRICA TWIN ADV SPORTS ES/DCT	20-22	ZE52-2801
YAMAHA		
TENERE700 US	20-21	ZE52-2841
TENERE700 EU	20	ZE52-2841

CONTROL



LEVER



HANDLEBAR ACCESSORIES



HAND GUARD



BODY GUARD



BODY PARTS



FOOT PARTS



SUSPENSION



ACCESSORIES



CARBON



Bike	Year	Part #	
		Red	Blue
HONDA			
CRF250R	10-17	ZE80-7002	-
	18-19	ZE80-7022	-
CRF450R	10-16	ZE80-7002	-
	17-20	ZE80-7012	-
CRF250RX	19	ZE80-7022	-
CRF450RX	17-20	ZE80-7012	-
YAMAHA			
YZ125	06-23	-	ZE80-7306
YZ250	06-23	-	ZE80-7316
YZ250F	14-23	-	ZE80-7326
YZ450F	14-22	-	ZE80-7326
YZ125X	17-23	-	ZE80-7306
YZ250X	16-23	-	ZE80-7316
YZ250FX	15-23	-	ZE80-7326
YZ450FX	16-23	-	ZE80-7326
WR250F	15-23	-	ZE80-7326
WR450F	16-23	-	ZE80-7326
KAWASAKI			
KX250F	17-18	ZE80-7102	ZE80-7106
KX250	19-20	ZE80-7102	ZE80-7106
KX450F	16-18	ZE80-7102	ZE80-7106
SUZUKI			
RMZ250	11-22	ZE80-7202	ZE80-7206
RMZ450	11-22	ZE80-7202	ZE80-7206



ZETA CASE SAVER

- Made of CNC 6061 aluminum for durability.
- 6 mm case saver body for durability, protects your engine case better than stock OEM 3 mm case saver.
- Available in Blue and Red Colors.

CONTROL



LEVER



HANDLEBAR ACCESSORIES



HAND GUARD



BODY GUARD



BODY PARTS



FOOT PARTS



SUSPENSION



ACCESSORIES



CARBON



Bike	Year	Color			
		Red	Blue	Ti-Color	Black
HONDA					
CRF150R	07-22	ZE80-9045	-	-	-
CR250R	02-07	ZE80-9015	ZE80-9014	-	-
CRF250R	04-09	ZE80-9015	ZE80-9014	-	-
	10-17	ZE80-9355	-	-	-
CRF450R	05-07	ZE80-9045	-	-	-
	08	ZE80-9015	ZE80-9014	-	-
CRF250X	09-16	ZE80-9355	-	-	-
	04-17	ZE80-9015	ZE80-9014	-	-
CRF450X	05-17	ZE80-9045	-	-	-
CRF250L/M	12-21	ZE80-9315	-	-	-
CRF250L(S)	21	ZE80-9315	-	-	-
CRF250RALLY	17-21	ZE80-9315	-	-	-
CRF250RALLY(S)	21	ZE80-9315	-	-	-
CRF300L	21-22	ZE80-9315	-	-	-
CRF300L RALLY	21-22	ZE80-9315	-	-	-
XR250/BAJA	95-02	-	-	ZE80-9306	-
XR250/MOTARD	03-07	-	-	ZE80-9306	-
MONKEY125	19-21	-	-	-	ZE80-9320
CT125	20-22	-	-	-	ZE80-9320
TRAIL125	22	-	-	-	ZE80-9320
YAMAHA					
YZ125	05-23	ZE80-9015	ZE80-9014	-	-
YZ250	99-23	-	ZE80-9024	-	-
YZ250F	01-13	-	ZE80-9024	-	-
	14-23	-	ZE80-9374	-	-
YZ450F	03-13	ZE80-9075	ZE80-9074	-	-
	14-22	-	ZE80-9374	-	-
YZ125X	17-23	ZE80-9015	ZE80-9014	-	-
YZ250X	16-23	-	ZE80-9024	-	-
YZ250FX	15-23	-	ZE80-9374	-	-
YZ450FX	16-23	-	ZE80-9374	-	-
WR250F	01-14	-	ZE80-9024	-	-
WR450F	15-23	-	ZE80-9374	-	-
	03-15	ZE80-9075	ZE80-9074	-	-
WR250R/X	07-20	-	ZE80-9614	-	-
TRICKER	04-18	-	-	ZE80-9606	-
SEROW250	05-20	-	-	ZE80-9606	-
XT250X	06-17	-	-	ZE80-9606	-
KAWASAKI					
KX125	03-08	ZE80-9055	ZE80-9054	-	-
KX250	05-08	ZE80-9055	ZE80-9054	-	-
KX250F	04-16	ZE80-9035	ZE80-9034	-	-
	17-18	ZE80-9055	ZE80-9054	-	-
KX250	19-20	ZE80-9055	ZE80-9054	-	-
KX450F	06-18	ZE80-9055	ZE80-9054	-	-
KLX230	20-21	-	-	-	ZE80-9420
KLX230R	20-22	-	-	-	ZE80-9420
KLX230R S	22-23	-	-	-	ZE80-9420
KLX250/ES/SR	93-20	-	-	ZE80-9406	-
KLX300R	06-22	-	-	ZE80-9406	-
D-TRACKER	98-16	-	-	ZE80-9406	-
KLX300	23	-	-	ZE80-9406	-
KLX300SM	22-23	-	-	ZE80-9406	-
SUZUKI					
RMZ250	04-06	ZE80-9035	ZE80-9034	-	-
RMZ450	07-22	-	ZE80-9024	-	-
	05-22	-	ZE80-9024	-	-
DRZ400S/SM	00-21	-	-	ZE80-9506	-
250SB	02-06	-	-	ZE80-9406	-



ZETA DRIVE COVER

- CNC machined front sprocket cover.
- Designed to keep mud out of the front sprocket area.
- Available in red, blue and titanium anodized colors.
- Made of 7000 grade aluminum.



Monkey 125 / CT125 / TRAIL125

- Super light weight drive cover designed for Monkey 125.
- Light weight design, made of 7000 grade aluminum with black anodized finish.
- ZETA laser printed logo.

Black



WR250R



CRF250RALLY



MONKEY125




SEROW250



ZETA
CASE SAVER with COVER

- Case saver comes with light weight and durable drive cover.
- Drive cover is made of laser cut aluminum.
- Sand blasted black anodized finish with laser print logo.
- Made of 2 mm aluminum with pressed construction for extreme durability and light weight.
- Available in Blue and Red case saver colors.



Covers sprocket area for safety.

Drive cover designed to keep mud out of the front sprocket area.

Bike	Year	Part #		
		Red	Blue	Black
HONDA				
CRF250R	10-17	ZE80-8002	-	-
	18-19	ZE80-8022	-	-
CRF450R	10-16	ZE80-8002	-	-
	17-20	ZE80-8012	-	-
	21-23	ZE80-8042	-	-
CRF250RX	19-19	ZE80-8022	-	-
CRF450RX	17-20	ZE80-8012	-	-
CRF450RX	21-23	ZE80-8042	-	-
CRF450X	19-23	ZE80-8032	-	-
CRF450L	19-20	ZE80-8032	-	-
CRF450RL	21-23	ZE80-8032	-	-
YAMAHA				
YZ125/250	06-23	-	ZE80-8306	-
YZ250F	14-23	-	ZE80-8326	-
YZ450F	14-22	-	ZE80-8326	-
YZ125X	17-23	-	ZE80-8306	-
YZ250X	16-23	-	ZE80-8316	-
YZ250FX	15-23	-	ZE80-8326	-
YZ450FX	16-23	-	ZE80-8326	-
WR250F	15-23	-	ZE80-8326	-
WR450F	16-23	-	ZE80-8326	-
KAWASAKI				
KX250F	17-18	ZE80-8102	ZE80-8106	-
KX250	19-20	ZE80-8102	ZE80-8106	-
KX250	21-23	-	-	ZE80-8110
KX250X	21-23	-	-	ZE80-8110
KX450F	16-18	ZE80-8102	ZE80-8106	-
KX450	19-23	-	-	ZE80-8110
KX450X	21-23	-	-	ZE80-8110
SUZUKI				
RMZ250	11-22	ZE80-8202	ZE80-8206	-
RMZ450	11-22	ZE80-8202	ZE80-8206	-

The special case saver strongly protects clutch sleeve cylinder.



ZETA
CASE SAVER with COVER for CRF450R 21-

- Protects the hydraulic clutch sleeve cylinder from stuck stones in the chain.
- High-strength full CNC machined aluminum. It guards more extensively than stock even reduced its weight.
- The lightweight and durable aluminum drive cover is designed for ease of drainage and maintenance as well as safety.
- Works for a wide range of riding from enduro to motocross.

Part #	Color
ZE80-8042	Red



Fits the shape of the hydraulic clutch sleeve cylinder to provide strong protection from stones in the chain.


- CONTROL
- LEVER
- HANDLEBAR ACCESSORIES
- HAND GUARD
- BODY GUARD
- BODY PARTS
- FOOT PARTS
- SUSPENSION
- ACCESSORIES
- CARBON



H-Blue

Chain roller for less friction loss

Orange



Clutch sleeve Cylinder cover

Case saver

Case saver protects engine case and clutch sleeve cylinder

Reinforced rib design for extreme durability

Mud Out

Keep mud out of the front sprocket area

Drive cover

Covers sprocket area for safety

ZETA CASE SAVER KIT KTM / HUSQVARNA

KTM / Husqvarna case saver kit comes with clutch sleeve cylinder protector, drive cover and chain roller.

CASE SAVER :

Light weight aluminum case saver protects not only clutch sleeve cylinder, but also banjo bolt and air bleeder bolt.

Orange and blue case saver colors available.

CASE SAVER Spec

Made of A7009 Aluminum, available in orange and blue anodized finish with laser printed logo.

DRIVE COVER :

Comes with black anodized aluminum drive cover plate protects clutch sleeve cylinder, banjo bolt and air bleeder bolt.

DRIVE COVER Spec

Made of shot peened and black anodized surface finish aluminum plate with laser printed logo.

CHAIN SLIDER :

Replace OE chain slider to chain roller for less friction loss.

Replacement Chain roller

Part #	Description
D47-41-641	DRC Chain roller M size Black

Bike	Year	Part #	
		Orange	Blue
KTM			
125/150SX	16-22	ZE80-8413	-
125/150EXC/XC-W/XC-W TPI	17-23	ZE80-8413	-
125XC	21-22	ZE80-8413	-
250/300SX/XC/XC TPI	17-22	ZE80-8403	-
250/300EXC/EXC TPI/XC-W/XC-W TPI	17-23	ZE80-8403	-
250/350SX-F/XC-F	16-22	ZE80-8403	-
250/350EXC-F/XCF-W	17-23	ZE80-8403	-
450SX-F/XC-F	16-22	ZE80-8423	-
450/500EXC-F/XCF-W	17-23	ZE80-8423	-
HUSQVARNA			
TC125	16-22	-	ZE80-8519
TC250	17-22	-	ZE80-8519
FC250/350	16-22	-	ZE80-8509
FC450	16-22	-	ZE80-8529
TE150/I	17-21	-	ZE80-8519
TE250/I	17-21	-	ZE80-8509
TE300/I	17-21	-	ZE80-8509
FE250/350	17-21	-	ZE80-8509
FE450/501	17-21	-	ZE80-8529
TX125	17-19	-	ZE80-8519
TX300/I	17-22	-	ZE80-8509
FX350	19-22	-	ZE80-8509
FX450	17-22	-	ZE80-8529
FS450	16-22	-	ZE80-8529

CONTROL



LEVER



HANDLEBAR ACCESSORIES



HAND GUARD



BODY GUARD



BODY PARTS



FOOT PARTS



SUSPENSION



ACCESSORIES



CARBON



ZETA HEEL GUARD

- Protects your heel from the chain and the rear sprocket.
- Made of CNC machined 7000 grade aluminum.
- Finished in anodized black and titanium-color.

Bike	Year	Part #
HONDA		
CRF450L	19-20	ZE81-2009
CRF450RL	21-23	ZE81-2009
MONKEY125	19-22	ZE81-2052
XR250/BAJA	95-07	ZE81-2051
CRF250L/M	12-21	ZE81-2051
CRF250L(S)	21	ZE81-2051
CRF250RALLY	17-21	ZE81-2051
CRF250RALLY(S)	21	ZE81-2051
CRF300L	21-22	ZE81-2051
CRF300L RALLY	21-22	ZE81-2051
CRM250R/AR	89-00	ZE81-2051
CRF1100L AFRICA TWIN /DCT	20-22	ZE81-2051
CRF1100L AFRICA TWIN ADV SPORTS ES/DCT	20-22	ZE81-2051
YAMAHA		
XTZ125	13-15	ZE81-2004
SEROW225/W/WE	85-04	ZE81-2051
SEROW250	05-20	ZE81-2051
TW200/225	91-07	ZE81-2051
TRICKER	04-18	ZE81-2051
WR250R/X	07-17	ZE81-2051
KAWASAKI		
KLX125/D-TRACKER125	10-16	ZE81-2004
KLX140L/G	08-20	ZE81-2004
KLX150L/BF	15-18	ZE81-2004
KLX230	20-21	ZE81-2004
SUZUKI		
DRZ125/L	03-19	ZE81-2004
DRZ400S/SM	00-21	ZE81-2004

Free custom coordination



STREET STD



OFFROAD STD



COMPLETE



STREET TYEP1



OFFROAD TYPE1



STREET TYPE2



OFFROAD TYPE2

7 COMBINATIONS IN TOTAL!!

ZETA CONNECTING CLAMP SERIES for CT125/TRAIL125

- Guard parts for CT125/TRAIL125.
- Chain guide, heel guard, and chain cover can be connected and mounted around the connecting clamp.
- All parts are made of high-strength aluminum for hard riding.
- Freely select the parts to be attached, total of seven combinations.
- Custom coordination to suit your use and style.

*Connecting clamps of the same series are required for installation

Bike	Year
CT125	20-22
TRAIL125	21-22



CONNECTING CLAMP COMPLETE KIT

ZE81-3040

Connecting Clamp, Chain Guide
Heel Guard, Chain Cover



CONNECTING CLAMP CHAIN COVER

ZE81-3030



CONNECTING CLAMP HEEL GUARD

ZE81-3020



CONNECTING CLAMP CHAIN GUIDE

ZE81-3010



CONNECTING CLAMP

ZE81-3000



Installation is simple and easy, similar installation to stock ducts.
Stylish design with stainless steel mesh embedded in the intake.



- 1 Drain holes are placed at the bottom to prevent rainwater from pooling inside the conversion duct.
- 2 The indentation next to the drain hole allows access to the duct cover bolts without removing the product.



Operation is maximized when the optional DRC Compact Carrier CT125 (Part No. D60-10-021) is installed



ZETA ZETA CONVERSIONDUCT for CT125/TRAIL125

- Ducts for a clean appearance and stylish looks.
- Easy installation by simply replacing the factory ducts.
- It doesn't interfere with the carrier when changing the carrier.

Part #	Bike	Year
ZE59-5000	CT125	20-22
	TRAIL125	21-22

CONTROL



LEVER



HANDLEBAR ACCESSORIES



HAND GUARD



BODY GUARD



BODY PARTS



FOOT PARTS



SUSPENSION



ACCESSORIES



CARBON



Grab it tough and hold on to, the unique "VA-S" function reduces shock and vibration. Set of Tough Lock shields to protect from flying debris and sunlight

TOUGH LOCK

ZETA

TOUGH LOCK Mobile Phone Mount

- The set includes the "Tough Lock" smartphone mount, CNC machined for high precision, and a shield to protect the smartphone from flying objects while riding.
- High rigidity to withstand hard riding.
- Equipped with our original rubber mounting system "VA-S".
- The VA-S system reduces the risk of damage to the smartphone by mitigating the impact of tipping over and vibrations while riding.
- Easy one-handed attaching, removal, and locking of the smartphone.



CONTROL



LEVER



HANDLEBAR ACCESSORIES



HAND GUARD



BODY GUARD



BODY PARTS



FOOT PARTS



SUSPENSION




ACCESSORIES



CARBON



What is VA-S (Vibration Absorber-System) ?

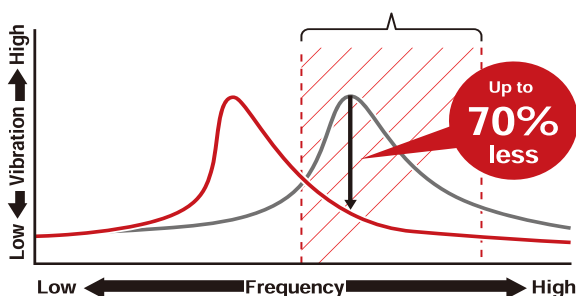


Specially shaped anti-vibration rubber is built into the main body. The rubber mount structure reduces the risk of damage to the smartphone camera by vibrations and shocks from the motorcycle to the smartphone.



When a large force is applied, such as a fall, the rubber mount part rotates to divert the impact and reduce the risk of damage to the smartphone body.

— VA-S (with VA-S) High-frequency bands that adversely affect the camera of mobile phones
 — VA-S (with NO VA-S)



[Vibration Test Results]

Reduced vibrations (high-frequency band) specifically to motorcycles adversely affecting the camera of the smartphone. Effectively reducing the risk of malfunction.

This product does not avoid the failure of all smartphones. If damage has already been accumulated, this product may cause malfunctions.

*This product does not avoid the failure of all mobile phone. If damage has already been accumulated, this product may cause malfunctions.



GB350S



GB350S



TENERE700



Black

Ti-color

ZETA
TOUGH LOCK Mobile Phone Mount Kit

Part #	Color
ZE60-0010	Black
ZE60-0018	Ti-color

Spec

Surface Treatment	Anodized Aluminum
Materials	Body: High-strength aluminum
	Spacer and mounting arm: Plastic
	Anti-vibration material: Rubber

Set content

Tough Lock body x 1 pc
Handle clamp spacer x 1 each of 3 types
Protective stickers x 3

CONTROL



LEVER



HANDLEBAR ACCESSORIES



HAND GUARD



BODY GUARD



BODY PARTS



FOOT PARTS



SUSPENSION



ACCESSORIES



CARBON



REBLE250



CRF250RALLY



GB350S



Ti-color

Black

ZETA
TOUGH LOCK Mobile Phone Mount With Shield Kit

Part #	Color
ZE60-0030	Black
ZE60-0038	Ti-color

Spec

Surface Treatment	Anodized Aluminum
Materials	Body: High-strength aluminum
	Spacer and mounting arm: Plastic
	Anti-vibration material: Rubber

set content

Tough Lock body x 1 pc, Handle clamp spacer x 1 each of 3 types
Protective stickers x 3, Smartphone shield x 1 pc
Shield attaching stepped spacer x 1 pc



CNC machined

The mount is made of high-strength aluminum machined in detail by CNC machining to provide high precision and linear operation.

Anodizing improves corrosion and wear resistance.



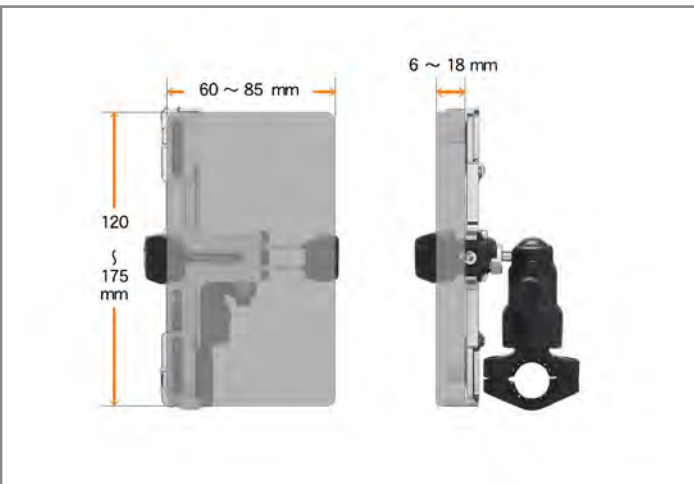
Mounting arm holds smartphone firmly

Plastic arm that can hold a smartphone firmly in place. The material used is a flexible plastic (TPU), which can be used to hold the smartphone in place without damaging the main body of the smartphone. The inner surface is concave to prevent interference with the smartphone switch.



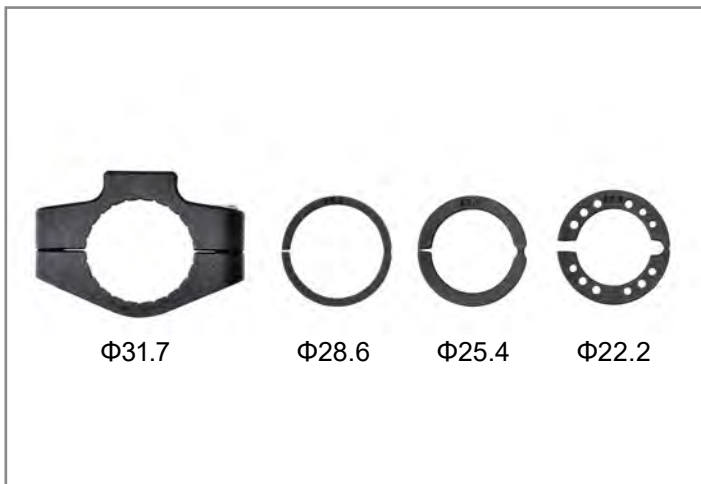
Ball mount allows for greater freedom of multiple adjustment

The ball mount allows the smartphone to be adjusted to any angle and orientation.



Compatible with various handlebar diameters

By using the included plastic spacer to the clamp portion, it can be used with handlebar diameters of 22.2mm, 25.4mm, and 28.6mm. When the spacer is not used, the handlebar diameter is 22.2mm, 25.4mm, and 28.6mm. The handlebar diameter of 31.7mm, which is partially used on Harley, BMW, etc., can be used.



Compatible with various handlebar diameters

By using the included plastic spacer to the clamp portion, it can be used with handlebar diameters of 22.2mm, 25.4mm, and 28.6mm. When the spacer is not used, the handlebar diameter is 22.2mm, 25.4mm, and 28.6mm. The handlebar diameter of 31.7mm, which is partially used on Harley, BMW, etc., can be used.



Optional shield

Used in combination with the optional shield, protects the smartphone from flying rocks and insects. It also serves as a sunshade and improves the visibility of the smartphone screen. In addition, it suppresses the rise in temperature of the smartphone body due to sunlight. Tough Lock Smartphone Mount Shield Set is also available. *When using the shield together, the smartphone can only be mounted horizontally.



Compatible with almost all models when used in combination with other products

Can be installed on various vehicles by using with ZETA Adjustable Mounting Bar Series or DRC Smartphone Bar Mount.



Rubber set

Part #
[ZE60-0953](#)



Protective sticker set

Part #
[ZE60-0952](#)



Clamp spacer set

Part #
[ZE60-0951](#)



Bolt set

Part #
[ZE60-0950](#)

Replacement

Optional shield



Protects smartphones from flying rocks and insects. It also serves as a sunshade and improves the visibility of the smartphone screen. In addition, it suppresses the rise in temperature of the smartphone body due to sunlight.

Part #
[ZE60-0900](#)

CONTROL



LEVER



HANDLEBAR ACCESSORIES



HAND GUARD



BODY GUARD



BODY PARTS



FOOT PARTS



SUSPENSION



ACCESSORIES



CARBON



Movable windshield + Integrated mobile mounting bar

EXPLORER WINDSHIELD

ZETA

EXPLORER WINDSHIELD

- Bolt on design to any handlebar.
- Standard mounting bar for mounting mobile devices.
- Shield tilt angle and height are infinitely adjustable.
- Highly customizable, easily positioned to suit the bike and rider's physique.



CONTROL



LEVER



HANDLEBAR ACCESSORIES



HAND GUARD



BODY GUARD



BODY PARTS



FOOT PARTS




SUSPENSION



ACCESSORIES



CARBON



Infinitely adjustable angle and height

The angle of the arm and the angle of the screen can be adjusted, allowing for fine-tuned settings according to preference.



Arm design adjustable to fit the bike

Can be mounted in a position that does not interfere with meter visibility or key cylinder access. Also prevents interference with wires.



Mounting bar for mobile devices

22.2mm diameter mounting bar for mounting mobile devices. A wide range of devices, including smartphone holders and USB power supplies can be mounted.



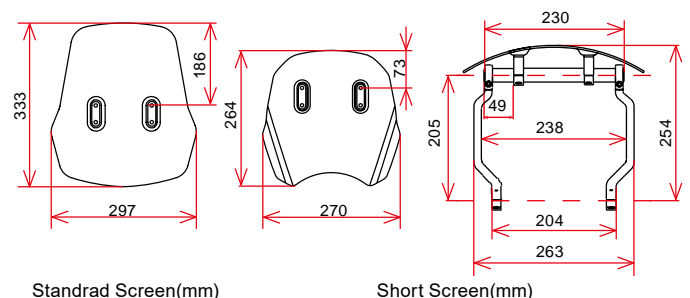
Standard screen can be flipped up or down as desired

The windproof standard screen can be mounted upside down. This allows you to adjust your field of vision and choose your preferred styling. **The short screen cannot be mounted upside down.**



ADV Wind Series options can be installed

Replacement screens, Optional large screen, Optional extension mounting bar Replacement screen bolt set



[Warning]
Please note the astrigent phenomenon. Do not park the car in a condition where sunlight shines directly on the inside of the screen from the rear of the bike. The astrigent phenomenon may cause the screen to accumulate heat and ignite.

The screen has a large adjustment range and wind resistance varies depending on the setting. After installation, please be sure to take a test run to confirm that there are no problems with the steering wheel operation.



SR400



SR400



SHORT



STANDARD

ZETA ADVENTURE WINDSHIELD NOT BRACE HANDLEVER

Standard screen for handlebar without brace. For handlebar diameter 22.2mm.

Attach the special adapter to the handlebar and install the arm. Compatible with narrow handlebars such as Monkey 125 and wide handlebars for off-road use.

Equipped with a standard screen that can be flipped up and down to suit your preference.

*Please check if there is enough space to install the arm adapter.

Part #	Type
ZE70-5001	Standard
ZE70-5002	Short

Standard	Light Smoke (Transmittance 75%)
Short	Smoke (Transmittance 35%)
Material	Polycarbonate

Mounting system	Mounting Arm, Mounting Bar Screen Adapter, Arm Adapter
Material	Aluminum
Surface Treatment	Sandblasted/black anodized finish



TRAIL125



TRAIL125



CRF250L



CRF250L



STANDARD



ZETA EXPLORER WINDSHIELD BRACE HANDLEVER

For handlebar with brace Attach the included adapter to the handlebar brace and attach the arm.

Standard screen can be flipped up and down to suit your preference.

[Applicable handlebar]

COMP Handlebar(P7), CX Handlebar(P5), RENTHAL Handlebar, Honda stock 11mm diameter brace.

Part #	[Caution] The bar pad cannot be used. Due to the strength required for the brace, only be installed on compatible handlebars can be installed
ZE70-5011	

Standard	Light Smoke (Transmittance 75%)
Material	Polycarbonate

Mounting system	Mounting Arm, Mounting Bar, Screen Adapter Arm Adapter
Material	Aluminum
Surface Treatment	Sandblasted/black anodized finish



SEROW250



SEROW250



STANDARD



ZETA EXPLORER WINDSHIELD EXPLORER HANDLEVER

For ZETA Explorer handlebar.

Attach the arm to the brace of the Explorer handlebar.

A combination that maximizes the use of the mounting bar.

Standard screen that can be flipped up or down to suit your preference. (P9)

Part #
ZE70-5021

Standard	Light Smoke (Transmittance 75%)
Material	Polycarbonate

Mounting system	Mounting Arm, Mounting Bar, Screen Adapter
Material	Aluminum
Surface Treatment	Sandblasted/black anodized finish



SHORT



STANDARD

ZETA EXPLORER WINDSHIELD GB350/S

Standard screen for GB350/S

Attach the special adapter to the handlebar and attach the arm. Standard screen can be flipped up and down to suit your preference

Short screen for GB350/S

Attach the special adapter to the handlebar and attach the arm. Short screen designed to fit monocular round eye lights.

Part #	Type
ZE70-6001	Standard
ZE70-6002	Short

Standard	Light Smoke (Transmittance 75%)
Short	Smoke (Transmittance 35%)
Material	Polycarbonate

Mounting system	Mounting Arm, Mounting Bar Screen Adapter, Arm Adapter
Material	Aluminum
Surface Treatment	Sandblasted/black anodized finish



7777
8888

ZETA EXPLORER WINDSHIELD REPLACEMENT SHORT SCREEN

Short screen designed to fit monocular round eye lights.

Part #	Color	Material
ZE70-5900	Smoke (Transmittance 35%)	Polycarbonate



ADVENTURE WINDSHIELD

ZETA

ADVENTURE WIND SHIELD

- Wind shield kit comes with cell phone or GPS navigation mount bar.
- Designed for specific models, bolt on design, no need for any modification for installation.
- Screen is made of excellent durability and strength polycarbonate, mount bar is made of high-grade durable aluminum.
- High windbreak effect screen can be mounting upside down for visibility adjustment and styling of your choice.
- High-grade durable aluminum mount bar for secure screen and mobile phone holdings.
- Can be adjust screen heights for responding to your various riding situations.

Screen

Material : Polycarbonate
Color : Light smoke
Size : Height 334mm Width 295mm Thickness 3mm

Mount system

Mount bar/ Upper clamp / Mount grab bar clamp / Screen adapter
: Aluminum, shot peened with black anodized finish.



Adjustable screen and mobile mount bar are integrated

CONTROL



LEVER



HANDLEBAR ACCESSORIES



HAND GUARD



BODY GUARD



BODY PARTS



FOOT PARTS



SUSPENSION



ACCESSORIES



CARBON




MOBILE MOUNT BAR



The 22.2 mm mobile mount bar made of lightweight aluminum allows a wide range of mounting such as smartphone holders and USB power supplies.

ADJUSTABLE ANGLE

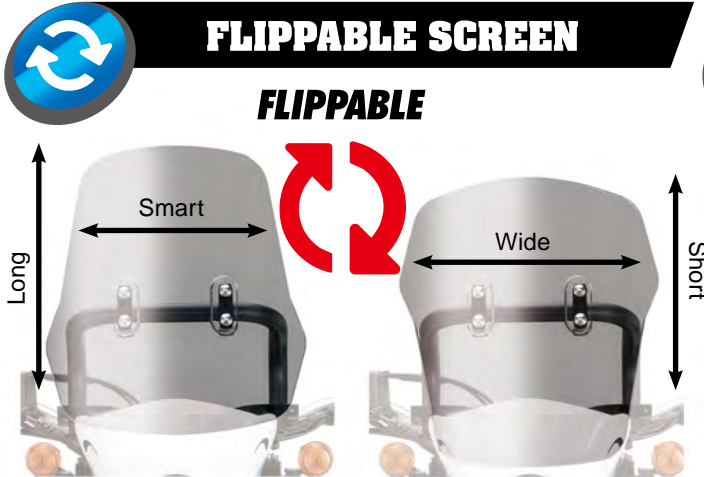


The angle of the screen can be adjusted seamlessly, and the windproof effect can be adjusted according to the physique and running situation.

* The adjustment range varies depending on the model.

FLIPPABLE SCREEN

FLIPPABLE




Long/Smart type

Short /Wide type

Mobile mount bar clamp allows fine adjustment of screen height.

ADJUSTMENT HEIGHT



Mobile mount bar clamp allows fine adjustment of screen height.

* The adjustment range varies depending on the model.

Bike	Year	Part #
HONDA		
CROSS CUB110	13-21	ZE70-1011
MONKEY125	19-21	ZE70-1021
CT125	20-22	ZE70-1031
TRAIL125	21-22	ZE70-1031
CRF250L/M	12-21	ZE70-1001
CRF250L(S)	21	ZE70-1001
CRF300L	21-22	ZE70-1001
CRF450L	19-20	ZE70-1041
CRF450RL	21-23	ZE70-1041
YAMAHA		
XTZ125 #1	13-15	ZE70-1411
SEROW250	05-20	ZE70-1411
WR155R	20	ZE70-1401
WR250R/X	07-20	ZE70-1401
TENERE700	20-22	ZE70-1421

Bike	Year	Part #
KAWASAKI		
KLX230	20-21	ZE70-1111
KLX250,D-TRACKERX	08-20	ZE70-1101
KLX300	23	ZE70-1101
KLX300SM	22-23	ZE70-1101
HUSQVARNA		
701 ENDURO	16-22	ZE70-1501
701 ENDURO LR	20-21	ZE70-1501
701 SUPERMOTO	16-22	ZE70-1501

#1 The orientation of the front brake banjo bolt needs to be adjusted.



Part #	Description
ZE70-1900	Replacement



CRF250L



WR250R



SEROW250

ZETA

ADVENTURE WINDSHIELD

[Screen]
 Material: Polycarbonate
 Color: Light smoke
 Size: 334mm (height), 295mm (width), 3mm (thickness)
 [Mounting System]
 Mount bar
 Upper Clamp
 Mount bar clamp
 Screen adapter
 Material: Aluminum alloy
 Sandblasted / Black anodized finish



CT125



KLX230



KLX250



CRF250L/M



MONKEY125



CRF450L



701 ENDURO



701 ENDURO

CONTROL



LEVER



HANDLEBAR ACCESSORIES



HAND GUARD



BODY GUARD



BODY PARTS



FOOT PARTS



SUSPENSION




ACCESSORIES



CARBON



FLIPPABLE



The screen with high windproof effect can be installed upside down. You can adjust the visibility and choose your favorite styling.



TENERE700



The 22.2 mm mobile mount bar made of lightweight aluminum allows a wide range of mounting such as smartphone holders and USB power supplies.

ZETA

ADVENTURE WINDSHIELD TENERE700

- Adventure wind shield kit available for YAMAHA TENERE700 .
- Wind shield kit comes with cell phone or GPS navigation mount bar.
- Designed for Tenere 700, bolt on design, no need any modification for installation.
- Screen is made of excellent durability and strength polycarbonate, mount bar is made of high-grade durable aluminum.
- High windbreak effect screen can be mounting upside down for visibility adjustment and styling of choice.

Part #

ZE70-1421

[Screen]
 Material : Polycarbonate
 Color : Light smoke
 Size : Height 334mm Width 295mm
 Thickness 3mm
 [Mounting System]
 Mount bar
 Upper Clamp
 Mount bar clamp
 Screen adapter
 Material: Aluminum alloy
 Sandblasted / Black anodized finish



ZETA

ADVENTURE WINDSHIELD CROSS CUB 110

- Mount bar/ Upper clamp / Mount grab bar clamp / Screen adapter
- Aluminum, shot peened with black anodized finish. Mount with using mirror holes for Cross Cub 110.
- Length 209mm, 22.2mm diameter mount bar.
- Can mount USB power port, mobile phone mount and others. (Can not adjust height.)

Part #

ZE70-1011

[Screen]
 Material : Polycarbonate
 Color : Light smoke
 Size : Height 334mm Width 295mm
 Thickness 3mm
 [Mounting System]
 Mount bar : Aluminum, shot peened with black anodized finish.
 Bracket : Steel with black paint
 Screen adapter : Aluminum, shot peened with black anodized finish.



CROSS CUB 110



[Warning]

Please pay attention to the phenomenon of astringency. Do not park the bike in a condition where the sunlight directly hits the inside of the screen from the rear of the bike. There is a possibility of heat accumulation and ignition due to convergence phenomenon.

Movable screen and Integrated mobile mounting bar

ZETA

ADVENTURE WIND SHIELD LARGE SCREEN KIT

- A large type is now available in the screen kit that combines the screen and mobile mounting bar.
- It further reduces wind pressure during riding and provides a comfortable riding experience.
- The vehicle-specific design allows for bolt-on installation.
- The screen is made of polycarbonate for durability and strength, and the mounting bar is made of high-strength aluminum alloy.
- The high-strength mounting bar holds the screen and mobile goods stably.

Part #	Bike	Year
ZE70-2011	CROSS CUB110	13-21
ZE70-2031	CT125	20-22
ZE70-2031	TRAIL125	21-22

[Screen]

Material: Polycarbonate

Color: light smoke

Size: Height 403mm, Width 357mm,

Thickness 3mm

[Mounting system]

- Mounting bar

- Upper Clamp

- Mounting bar clamp

- Screen adapter

- Material: Aluminum alloy

- Sandblasted/black anodized finish

Unlike the standard type screen, this screen cannot be mounted inverted.

CT125/TRAIL125



CROSS CUB



ZETA

ADVENTURE WIND SHIELD

Option Large Screen

- Longer and wider design than the standard screen.
- Further reduces wind pressure when riding, providing a more comfortable riding experience.

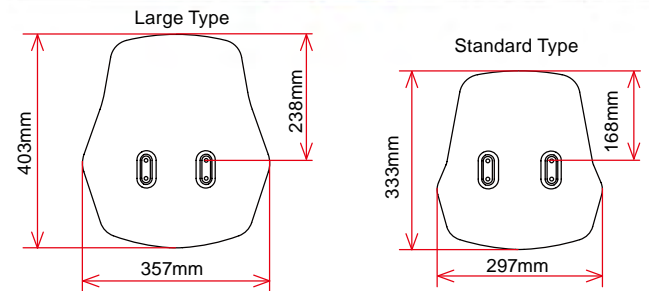
[Please note]

Unlike the standard type, this screen can not be installed in upside down.

Part #	Color	Material	Size
ZE70-1901	Light Smoke	Polycarbonate	357mm x 403mm Thickness:3mm



SEROW250



Using the Adventure Windshield comfortably



ZETA

ADVENTURE WIND SHIELD Option Clamp Rize Spacer

- Increases the mounting bar clamp by 20mm without changing the height of the handlebar and reduces interference with clutch wires and armor handguard mounting kits.
- The spacer can also be used to raise the screen another 20mm.

[Please note]

The height of the handlebars will not change.

The bar pad cannot be installed.

Part #	Color	Material
ZE70-1915	Black	Aluminum

Easy to install in any position and angle



ZETA

ADVENTURE WIND SHIELD Option Extension Mount Bar

- Attachable mobile devices in any position.
- Stepless adjustable angle allows you to mount according to your preference.
- Great for mounting a video camera or driving recorder if mounted away from the screen.

Part #	Color	Material
ZE70-1910	Black	Aluminum

Mount Bar Diameter	Approx. 22.2 mm	Size
Approx. 22.2 mm	Black anodized finish	Total length approx. 130mm

ZETA

CLAMP SET 1set

Part #
ZE70-1951



ZETA

SCREEN BOLT SET 4set

Part #
ZE70-1950



CONTROL



LEVER



HANDLEBAR ACCESSORIES



HAND GUARD



BODY GUARD



BODY PARTS



FOOT PARTS



SUSPENSION



ACCESSORIES



CARBON





ALUMINUM FRAME

- 5000 aluminum, 3mm thickness.
- Sandblasting / Black anodized finish.

POLY PROTECTOR

- Polycarbonate has great transparency and extreme resistance against impact.
- Weather resistance on both sides, 3mm thickness.
- Mounting bolts / nuts are made of strong rust resistance stainless steel.

ZETA HEAD LIGHT GUARD

- Hybrid head light guard with strong aluminum frame, and polycarbonate protector that does not disturb lighting.
- Protect headlight lenses from steppingstones and branches on trail pass and dirt riding, and prevent scratches and cracks.

Bike	Year	Part #
CROSS CUB50	18-19	ZE52-4100
CROSS CUB110	18-22	ZE52-4100
MONKEY125	19-22	ZE52-4200
CT125	20-22	ZE52-4200
TRAIL125	21-22	ZE52-4200
SEROW250	05-20	ZE52-4400



Replacement Poly protector

Part # [ZE52-4990](#)



ZETA HEAD LIGHT GUARD for TENERE700

- Stainless steel mesh design headlight guard with an emphasis on rigidity.
- Protects the headlight lens from stepping stones and branches on forest roads and off-road riding, and prevents scratches and cracks.
- The mounting bolts / washers are made of stainless steel.
- Bolt on design.

*Please note

After mounting, the light range will change.

(No problem in night riding)

Please remove for vehicle inspection.



ZETA HEAD LIGHT GUARD CRF250L(S), CRF300L CRF250RALLY(S), CRF300L RALLY

SPECIFICATIONS:

- Stainless steel mesh design headlight guard with an emphasis on rigidity.
- Protects the headlight lens from steppingstones and branches on forest roads and off-road riding, and prevents scratches and cracks.
- The mounting bolts / washers are made of stainless steel.
- Bolt on design.

*Please note

After mounting, the light range will change.

(No problem in night riding)

Please remove when vehicle inspection.



CT125/TRAIL125



MONKEY125



CROSSCUB110



TENERE700



Bike	Year	Part #
TENERE700	20-22	ZE52-4410



CRF250L



CRF250RALLY/300L RALLY

Bike	Year	Part #
CRF250RALLY	17-21	ZE52-4115
CRF250RALLY(S)	21	ZE52-4115
CRF300L RALLY	21-22	ZE52-4115
CRF250L	21	ZE52-4120
CRF250L(S)	21	ZE52-4120

CONTROL



LEVER



HANDLEBAR ACCESSORIES



HAND GUARD



BODY GUARD



BODY PARTS



FOOT PARTS



SUSPENSION



ACCESSORIES



CARBON



Control the mud, win the race!





ZETA

FENDER MAT

- Mounted on the backside of the fenders to minimize mud adhesion during muddy riding.
- Preventing an increase in bike weight ensures a stable ride and reduces rider fatigue.
- The material is a special lightweight sponge with low water content and high elasticity.
- It is used in motocross, enduro, and other races.
- Universal size for all makes and models.
- 2 pics set.

Part #	ZE55-5001
Size	Length 980mm x Width 300mm x Thickness 11mm
Material	Lightweight sponge Conforms to European RoHS, SOC and other environmentally hazardous substance standards



Special sponge, which is resistant to water and has a high recovery rate of over 90%, and is processed into a convex and concave shape, to prevent mud from sticking to it.



A slit in the center of the release paper facilitates positioning when mounting.



Mud does not adhere easily and the bike weight increase is minimal, so there is no need to make major changes to the suspension settings.



Comparison Results

A 30-minute test in muddy conditions showed a difference of approximately 23 kg between vehicles equipped with the product and those not equipped with it.

Big help on touring.



ZETA

GRAB BAR

- Tandem use grab bar specially designed for each model.
- Also useful for securing touring bags and belts to secure in a van.
- Black anodized finish with laser printed logo.

Bike	Year	Part #
CRF250L/RALLY	21	ZE94-8100
TENERE700	20-22	ZE94-8110



The handle is thicker and has rounded shape at the bottom. This reduces the burden on the hand when gripping.



The back side is wall milled for weight reduction.



CRF250L/RALLY can be used as a handle when moving.

CONTROL



LEVER



HANDLEBAR ACCESSORIES



HAND GUARD



BODY GUARD



BODY PARTS



FOOT PARTS



SUSPENSION



ACCESSORIES



CARBON





CONTROL



LEVER



HANDLEBAR ACCESSORIES



HAND GUARD



BODY GUARD



BODY PARTS



FOOT PARTS



SUSPENSION



ACCESSORIES



CARBON



Bike	Year	Part #
HONDA		
CR125R/250R	04-07	ZE52-1120
CRF250R	04-23	ZE52-1120
CRF450R	04-23	ZE52-1120
CRF250RX	19-23	ZE52-1120
CRF450RX	17-23	ZE52-1120
CRF250X/450X	04-17	ZE52-1120
CRF250L	12-16	ZE52-1180
CRF250L #1	17-20	ZE52-1190
CRF300L #1	21-22	ZE52-1190
CRF300L RALLY #1	21-22	ZE52-1190
YAMAHA		
YZ125/250	08-23	ZE52-1420
YZ250F	07-13	ZE52-1420
	14-23	ZE52-1430
YZ450F	07-13	ZE52-1420
	14-23	ZE52-1430
YZ125X	17-23	ZE52-1420
YZ250X	16-23	ZE52-1420
YZ250FX	15-23	ZE52-1430
YZ450FX	16-23	ZE52-1430
WR250F	06-19	ZE52-1420
WR450F	06-18	ZE52-1420
WR250R	07-20	ZE52-1470
KAWASAKI		
KX125/250	06-08	ZE52-1220
KX250F	06-18	ZE52-1220
	19-20	ZE52-1220
KX250	21-23	ZE52-1230
KX250X	21-23	ZE52-1230
KX450F	06-18	ZE52-1220
KX450	19-23	ZE52-1230
KX450X	21-23	ZE52-1230
KLX450R	08-09	ZE52-1220
KLX125	10-16	ZE52-1280
KLX150BF	16	ZE52-1280
KLX150S	09-13	ZE52-1280
KLX250	08-20	ZE52-1270
SUZUKI		
RM-Z250	07-22	ZE52-1320
RM-Z450	05-22	ZE52-1320
RMX450Z	10-19	ZE52-1320
KTM		
125-530SX/SX-F/XC/XC-F	03-14	ZE52-1520
	15-23	ZE52-1530
125-530EXC/EXC-F	03-15	ZE52-1520
	16-23	ZE52-1530
HUSQVARNA		
CR/WR 125-300	09-11	ZE52-1610
TC/TE 250-511	09-11	ZE52-1610
	14	ZE52-1520
TC/FC 125-450	15-23	ZE52-1530
	14-15	ZE52-1520
TE/FE 125-501	16-23	ZE52-1530
TX/FX125-450	17-23	ZE52-1530
GASGAS		
MC125	21-23	ZE52-1530
MC250	22-23	ZE52-1530
MC250F	21-23	ZE52-1530
MC350F	22-23	ZE52-1530
MC450F	21-23	ZE52-1530
EC250	21-23	ZE52-1530
EC300	21-23	ZE52-1530
EC250F	21-23	ZE52-1530
EC350F	21-23	ZE52-1530
EX250F	21-23	ZE52-1530
EX350F	21-23	ZE52-1530
EX450F	21-23	ZE52-1530
EX250	22-23	ZE52-1530
EX300	21-23	ZE52-1530

#1 Cannot be installed on ABS vehicles.



White

Black

ZETA
PRO FRONT DISC GUARD

- Developed with factory Kawasaki racing team and Yamaha racing team in Japan, and used on their race bikes.
- Protect your front disc and brake caliper from rocks, bushes and debris during your ride.
- 270 mm disc guard size accepts most dirt bike's front brake disc.
- Model specific mount kit is required to install the disc guards on your bike.
- Available black and white color.

Part #	Color
ZE52-1041	Black
ZE52-1046	White

*Disc guard mount sold separately




ZETA
FRONT DISC GUARD MOUNTING KIT

- Model specific mounting kit. (Required for disc guard installation.)
- Mount bracket is integrated with wheel spacer.
- Comes with disc guard mounting stainless bolts.



Take the holeshot!

Easy installation!



Lock pin is made of light weight aluminum A7075-T6.



Nylon sleeve prevents scratches on the front fork.
(Excluded on some models.)



Integrated lower fork guard and lock pin for rigidity and reduced weight.



Hinge style aluminum clamp body for easy installation. Hinge pin is made of light weight, extremely durable titanium, Ti-6AL-4V.



Light weight 7075-T6 aluminum lock pin

Dust cover

Aluminum sleeve

ZETA LAUNCH CONTROL

- A hinge style aluminum clamp body for easy installation.
- The front fork does not need to be removed to install this kit.
- Comes with clamp body and integral lower fork guard. One side only.
- Hinge pin is constructed of high strength Ti-6AL-4V titanium.
- Nylon sleeve prevents front fork scratches.
- Light weight 7075-T6 aluminum lock pin.
- The integration of the lower fork guards and lock pin unit creates a rigid light weight body.
- Currently not available in the US.

* Usable front fork diameter is 53 mm to 56 mm
Usable front fork size is up to 57.5 mm without using nylon sleeve.

Bike	Year	Part #		
		Natural	Black	White
HONDA				
CR85R	03-07	ZE89-7709	ZE89-7705	-
CR125R/250R	04-07	ZE89-7019	-	ZE89-7018
CRF150R	07-22	ZE89-7709	ZE89-7705	-
CRF250R	04-23	ZE89-7019	-	ZE89-7018
CRF450R	04-23	ZE89-7019	-	ZE89-7018
YAMAHA				
YZ85	02-18	ZE89-7709	ZE89-7705	-
YZ125/250	08-22	-	-	ZE89-7318
YZ250F	08-22	-	-	ZE89-7318
YZ450F	08-22	-	-	ZE89-7318
KAWASAKI				
KX85	01-13	ZE89-7709	ZE89-7705	-
KX250F/450F	07-18	-	ZE89-7111	-
KX250	19-23	-	ZE89-7111	-
SUZUKI				
RM85	02-20	ZE89-7709	ZE89-7705	-
RMZ250	07-22	-	ZE89-7221	ZE89-7218
RMZ450	08-22	-	ZE89-7221	ZE89-7218
KTM				
85/105SX	03-17	ZE89-7709	ZE89-7705	-
125-450SX/SX-F	07-14	-	-	ZE89-7421
	15-21	-	-	ZE89-7433

Replacement lower fork guard

Bike	Color	Part #
CR125R/250R '04-07, CRF250R '04-23, CRF450R '04-23	Natural	ZE89-7901
	White	ZE89-7902
KX250F/450F '07-18, KX250 '19-23	Black	ZE89-7911
	White	ZE89-7921
RMZ250 '07-22, RMZ450 '08-22	Black	ZE89-7922
	White	ZE89-7931
YZ125/250, YZ250F/450F '08-22	White	ZE89-7931
KTM 125-450SX/SX-F '07-14	Black	ZE89-7941
	White	ZE89-7942
KTM 125-450SX/SX-F '15-21	White	ZE89-7943
	Black	ZE89-7975
Mini Motocrosser	Black	ZE89-7975
	Natural	ZE89-7979

Replacement Dust cover

Part #	Color
ZE89-7999	Black

ZETA LAUNCH CONTROL UNIVERSAL

- Universal launch control kit to fit most MX racing bikes.
- A hinge style aluminum clamp body for easy installation, no need to remove front fork to install.
- Nylon sleeve on clamp body prevents front fork scratches.
- Lock pin used on clamp body is made of light weight and durable Ti-6AL-4V.
- Lock pin body is attached with 4 screws for secure installation on your lower fork guard.
- You can install the lock pin body at your desired position on your lower fork guard.
- Replacement rubber for lock pin is available.
- Currently not available in the US.

* Usable front fork diameter is 53 mm to 56 mm
Usable front fork size is up to 57.5 mm without using nylon sleeve.

Part #	Color
ZE89-7000	Red
ZE89-7003	Orange
ZE89-7006	Blue
ZE89-7009	H-Blue



Red

Orange

H-Blue

CONTROL

LEVER

HANDLEBAR ACCESSORIES

HAND GUARD

BODY GUARD

BODY PARTS

FOOT PARTS

SUSPENSION

ACCESSORIES

CARBON



Orange



Blue



Red

ZETA

BILLET KIT

- Aluminum billet kit for MX and dual sport bikes.
- Buying one kit gives your bike a factory look.
- Available in red, blue and orange anodized parts kits.

Bike	Year	Color		
		Red	Blue	Orange
HONDA				
CRF250R	18-23	ZE51-3002	-	-
CRF250RX	18-23	ZE51-3002	-	-
CRF450R	17-20	ZE51-3032	-	-
	21-23	ZE51-3042	-	-
CRF450RX	17-20	ZE51-3032	-	-
	21-23	ZE51-3042	-	-
CRF250L/M #1	12-20	ZE51-3052	-	-
CRF250L	21	ZE51-3072	-	-
CRF250L(S)	21	ZE51-3072	-	-
CRF250RALLY #1	17-20	ZE51-3062	-	-
CRF250RALLY	21	ZE51-3072	-	-
CRF250RALLY(S)	21	ZE51-3072	-	-
CRF300L	21-22	ZE51-3072	-	-
CRF300L RALLY	21-22	ZE51-3072	-	-
YAMAHA				
YZ125X	09-23	-	ZE51-3306	-
YZ250X	09-23	-	ZE51-3306	-
YZ250F	14-23	-	ZE51-3316	-
YZ450F	14-22	-	ZE51-3316	-
YZ250FX	15-23	-	ZE51-3336	-
YZ450FX	16-23	-	ZE51-3336	-
WR250F	17-19	-	ZE51-3336	-
WR450F	16-18	-	ZE51-3336	-
WR250R/X	07-20	-	ZE51-3356	-
KAWASAKI				
KX250F	17-18	ZE51-3102	ZE51-3106	-
KX250	19	ZE51-3102	ZE51-3106	-
KX450F	16-18	ZE51-3102	ZE51-3106	-
SUZUKI				
RMZ250	07-22	ZE51-3202	ZE51-3206	-
RMZ450	05-22	ZE51-3202	ZE51-3206	-
RMX450Z	10-19	ZE51-3202	ZE51-3206	-
DRZ400SM	05-21	-	ZE51-3256	-
KTM				
125SX	16-22	-	-	ZE51-3433
125XC-W	17-19	-	-	ZE51-3403
150SX	16-22	-	-	ZE51-3433
150XC-W/TPI	17-23	-	-	ZE51-3403
150EXC TPI	20-22	-	-	ZE51-3403
250SX/XC	06-12	-	-	ZE51-3403
250SX	13-22	-	-	ZE51-3433
250XC/TPI	13-22	-	-	ZE51-3433
250SX-F/XC-F	07-12	-	-	ZE51-3403
	13-22	-	-	ZE51-3433
250XC-W/TPI	06-23	-	-	ZE51-3403
250XCF-W	07-16	-	-	ZE51-3403
250EXC/EXC-F (SIX DAYS)	06-23	-	-	ZE51-3403
300XC/TPI	13-22	-	-	ZE51-3433
300EXC/TPI	06-23	-	-	ZE51-3403
300XC-W/TPI	06-22	-	-	ZE51-3403
350SX-F/XC-F	11-12	-	-	ZE51-3403
	13-22	-	-	ZE51-3433
350EXC-F/XCF-W	12-23	-	-	ZE51-3403
400XC-W/EXC/EXC-R	09-11	-	-	ZE51-3403
450SX-F/XC-F	13-22	-	-	ZE51-3433
450EXC/EXC-F	07-23	-	-	ZE51-3403
450XC-W	08-16	-	-	ZE51-3403
500XC-W/XCF-W/EXC/EXC-F (SIX DAYS)	12-23	-	-	ZE51-3403
530XC-W/XCR-W/EXC-R/EXC	08-11	-	-	ZE51-3403
HUSQVARNÄ				
TC125 #2	16-21	-	ZE51-3506	-
TC250 #2	17-21	-	ZE51-3506	-
FC250/350/450 #2	16-21	-	ZE51-3506	-

#1 Brake line clamp cannot be installed on ABS vehicles.
#2 '18 model Brembo type only



Front brake reservoir cover



Brake line clamp



Oil filter plug



Engine plug



Rear axle blocks



Rear brake reservoir cover



Air valve caps



Rim lock nuts / spacers



ZE51-3002

ZE51-3042

ZE51-3072

ZE51-3062

ZE51-3102

ZE51-3202

ZE51-3206



ZE51-3256

ZE51-3306

ZE51-3316

ZE51-3356

ZE51-3306

ZE51-3433

ZE51-3506

CONTROL



LEVER



HANDLEBAR ACCESSORIES



HAND GUARD



BODY GUARD



BODY PARTS



FOOT PARTS



SUSPENSION



ACCESSORIES



CARBON





Blue

Red

Black

ZETA GAS CAP [RACER]

- CNC machined aluminum gas cap.
- Beautiful anodized colors makes your bike have the Factory look.
- Comes with uni flow cap which prevents fuel back flow from the fuel tank in the event of a fall.
- Made of A7009-T6 aluminum.
- Available in Blue, Red and Black colors.



Installed on KX250F



Installed on IMS Tank



Blue



Ti-color



Installed on WR250X

Bike	Year	Color		
		Red	Blue	Black
HONDA				
CR85R	00-07	ZE87-0303	-	-
CRF150R	07-22	ZE87-0303	-	-
CRF250R	04-17	ZE87-0603	-	ZE87-0600
CRF450R	02-16	ZE87-0603	-	ZE87-0600
CRF450RX	17-18	ZE87-0603	-	ZE87-0600
XR250R	96-	ZE87-0603	-	ZE87-0600
YAMAHA				
YZ65	18-23	ZE87-2303	ZE87-2301	-
YZ85	04-23	ZE87-1503	ZE87-1501	-
YZ125/250	04-23	ZE87-1503	ZE87-1501	-
YZ250F	04-13	ZE87-1503	ZE87-1501	-
YZ450F	04-13	ZE87-1503	ZE87-1501	-
YZ125X	17-23	ZE87-1503	ZE87-1501	-
YZ250X	16-23	ZE87-1503	ZE87-1501	-
TTR50	06-20	ZE87-2303	ZE87-2301	-
TTR90	00-07	ZE87-2303	ZE87-2301	-
TTR110	08-20	ZE87-2303	ZE87-2301	-
TTR125	00-20	ZE87-2303	ZE87-2301	-
TTR230	00-20	ZE87-2303	ZE87-2301	-
KAWASAKI				
KX85/100	14-23	ZE87-1503	ZE87-1501	-
KX112	22-23	ZE87-1503	ZE87-1501	-
KX250	05-08	ZE87-1503	ZE87-1501	-
KLX110L	10-20	ZE87-1503	ZE87-1501	-
KLX110R L	21-22	ZE87-1503	ZE87-1501	-
KX250F	06-18	ZE87-1503	ZE87-1501	-
KX250	19-23	ZE87-1503	ZE87-1501	-
KX450F	06-18	ZE87-1503	ZE87-1501	-
KX450	19-23	ZE87-1503	ZE87-1501	-
KLX450R	08-15	ZE87-1503	ZE87-1501	-
KX250X	21-23	ZE87-1503	ZE87-1501	-
KX450X	21-23	ZE87-1503	ZE87-1501	-
KFX450R	08-	ZE87-1503	ZE87-1501	-
SUZUKI				
RM85	02-21	ZE87-2303	ZE87-2301	-
RM125/250	04-08	ZE87-2303	ZE87-2301	-
RMZ250	10-18	ZE87-2303	ZE87-2301	-
	19-22	ZE87-1503	ZE87-1501	-
RMZ450	05-17	ZE87-2303	ZE87-2301	-
	18-22	ZE87-1503	ZE87-1501	-
RMX450Z	10-19	ZE87-2303	ZE87-2301	-

ZETA GAS CAP [DUAL SPORTS]

- CNC machined aluminum gas cap for dual sport and trail models.
- Easy to install, just replace the stock fuel outer caps.
- KLX and D-TRACKER can be installed with factory key lock.
- Other models come with uni flow caps.
- Available in Blue and Ti-colors.


Bike	Year	Color	
		Blue	Ti-color
HONDA			
CRM50/80	88-99	ZE87-5101	ZE87-5106
CRM250R/AR	89-00	ZE87-5101	ZE87-5106
XR230/MOTARD	05-12	ZE87-5101	ZE87-5106
XR250/MOTARD	95-07	ZE87-5101	ZE87-5106
XR400MOTARD	05-08	ZE87-5101	ZE87-5106
XLR250R/BAJA	87-94	ZE87-5101	ZE87-5106
YAMAHA			
DT200WR	91-94	ZE87-6101	ZE87-6106
DT230LANZA	97-99	ZE87-6101	ZE87-6106
SEROW225	93-04	ZE87-6101	ZE87-6106
TT250R	93-97	ZE87-6101	ZE87-6106
WR250R/X	07-17	ZE87-6101	ZE87-6106
KAWASAKI			
KSR110	03-08	ZE87-7101	ZE87-7106
KLX125, D-TRACKER125	10-16	ZE87-7101	ZE87-7106
KLX150BF	16	ZE87-7101	ZE87-7106
KLX150S	09-13	ZE87-7101	ZE87-7106
KLX250, D-TRACKER	01-16	ZE87-7101	ZE87-7106
SUPER SHERPA	97-07	ZE87-7101	ZE87-7106
SUZUKI			
250SB	02-06	ZE87-7101	ZE87-7106
RMX250S	92-95	ZE87-6101	ZE87-6106
DRZ400S/SM #	00-21	ZE87-6101	ZE87-6106

Can not be used for US Californian models.

Bike	Year	Part #
HONDA		
CR125R	85-07	ZE59-0202
CR250R	85-07	ZE59-0202
CR500R	85-01	ZE59-0202
YAMAHA		
YZ65	18-23	ZE59-0302
YZ85	02-23	ZE59-0202
YZ125	93-23	ZE59-0302
YZ250	93-23	ZE59-0302
YZ250F	01-13	ZE59-0302
	14-18	ZE59-0402
YZ450F	03-09	ZE59-0302
	14-17	ZE59-0402
YZ125X	17-23	ZE59-0302
YZ250X	16-23	ZE59-0302
YZ250FX	15-19	ZE59-0402
YZ450FX	16-18	ZE59-0402
WR250F	15-19	ZE59-0402
WR450F	16-18	ZE59-0402
KAWASAKI		
KX65	00-23	ZE59-0202
KX80/85	91-23	ZE59-0202
KX100	95-21	ZE59-0202
KX112	22-23	ZE59-0202
KX125	92-05	ZE59-0202
KX250	92-08	ZE59-0202
KX250F	04-18	ZE59-0302
	19-20	ZE59-0302
KX250	21-22	ZE59-0402
KX450F	06-18	ZE59-0302
KX450	19-23	ZE59-0402
KX250X	21-22	ZE59-0402
KX450X	21-23	ZE59-0402



Bike	Year	Part #
SUZUKI		
RM125	96-08	ZE59-0302
RM250	93-08	ZE59-0302
RMZ250	07-22	ZE59-0302
RMZ450	05-22	ZE59-0302



ZETA AIR FILTER BOLT

- CNC aluminum air filter bolts.
- Larger rounded head, with finger grooves, makes it easy to spin the filter bolt.
- Red anodized finish with laser printed logo on filter bolt head.
- Bolt shaft is made of durable stainless steel.



ZETA TANK HOLD WASHER KIT

- Aluminum washer for holding fuel tank.
- Available colors : titanium, blue and red.
- Installed on your bike with OE bolt and aluminum collar that is contained in the kit.
- Washer is made of 7000 grade aluminum.

Bike	Year	Color			
		Blue	Red	Ti-color	Gold
HONDA					
CR125R/250R	00-07	ZE88-0004	ZE88-0005	-	-
CRF250R	04-21	ZE88-0004	ZE88-0005	-	-
CRF450R	02-20	ZE88-0004	ZE88-0005	-	-
CRF250RX	19-21	ZE88-0004	ZE88-0005	-	-
CRF450RX	17-20	ZE88-0004	ZE88-0005	-	-
CRF450L	19-20	ZE88-0004	ZE88-0005	-	-
CRF450RL	21-22	ZE88-0004	ZE88-0005	-	-
CRF250X	04-17	ZE88-0004	ZE88-0005	-	-
CRF450X	05-22	ZE88-0004	ZE88-0005	-	-
YAMAHA					
YZ250F	06-09	-	ZE88-2005	ZE88-2006	-
	10-13	ZE88-0004	ZE88-0005	-	-
YZ450F	06-09	-	ZE88-2005	ZE88-2006	-
WR250F	07-14	-	ZE88-2005	ZE88-2006	-
WR450F	07-15	-	ZE88-2005	ZE88-2006	-
SUZUKI					
RMZ250	07-18	ZE88-3004	ZE88-3005	ZE88-3006	ZE88-3007
	07	-	ZE88-2005	ZE88-2006	-
RMZ450	08-17	ZE88-3004	ZE88-3005	ZE88-3006	ZE88-3007
RMX450Z	10-19	ZE88-3004	ZE88-3005	ZE88-3006	ZE88-3007



ZETA UNI-FLOW CAP

- One way valve to prevent fuel back flow from the fuel tank in the event of a fall.
- Keeps the fuel tank air ventilated but does not let fuel flow out.
- Available in 5 beautiful anodized colors.
- Cap is made of 7000 grade aluminum.

Part #	Color
ZE93-1001	Blue
ZE93-1003	Red
ZE93-1006	Ti-color
ZE93-1007	Gold
ZE93-1010	Orange

CONTROL



LEVER



HANDLEBAR ACCESSORIES



HAND GUARD



BODY GUARD



BODY PARTS



FOOT PARTS



SUSPENSION



ACCESSORIES




CARBON



FORGED ALUMINUM KICKSTAND

Comparison when lowdowned



STOCK STAND

FOGED ALUMINIUM KICK STAND



ZETA FORGED ALUMINIUM KICK STAND

- Lines up with 25 mm shorter than the stock. (Some models have high lift standards.)
- Avoids an unstable bike even during changing of the bike height. Can also be used safely on rough roads by selecting the OPTION TIP.
- A2014 aluminum is used, to maintain strength and durability.
- * The inclination varies depending on the model. If the length of the TIP does not work well, see the OPTION TIP conversion table below and change the TIP.



YZ250FX



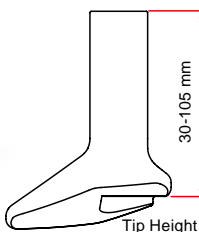
ZETA FORGED ALUMINIUM STAND Application

Bike	Year	Stand Length	Part #	Option tip Part #			
				-50mm	-25mm	±0mm	+25mm
HONDA							
CRF250L	12-20	-25mm	ZE56-8009	ZE56-8909	ZE56-8919	ZE56-8929	ZE56-8939
CRF250L	21	-25mm	ZE56-8049	ZE56-8919	ZE56-8929	ZE56-8939	-
CRF250L(S)	21	-25mm	ZE56-8039	ZE56-8919	ZE56-8929	ZE56-8939	-
CRF250M	13-20	±0mm	ZE56-8009	ZE56-8909	ZE56-8909	ZE56-8919	ZE56-8929
CRF250RALLY #1	17-20	-25mm	ZE56-8029	ZE56-8909	ZE56-8919	ZE56-8929	ZE56-8939
CRF250RALLY	21	-25mm	ZE56-8059	ZE56-8909	ZE56-8919	ZE56-8929	ZE56-8939
CRF250RALLY(S)	21	-25mm	ZE56-8039	ZE56-8919	ZE56-8929	ZE56-8939	-
CRF300L	21-22	-25mm	ZE56-8039	ZE56-8919	ZE56-8929	ZE56-8939	-
CRF300L RALLY	21-22	-25mm	ZE56-8039	ZE56-8919	ZE56-8929	ZE56-8939	-
YAMAHA							
YZ125X	17-23	-25mm	ZE56-8659	ZE56-8909	ZE56-8919	ZE56-8929	ZE56-8939
YZ250X	16-23	-25mm	ZE56-8659	ZE56-8909	ZE56-8919	ZE56-8929	ZE56-8939
YZ250FX	15-19	-25mm	ZE56-8659	ZE56-8909	ZE56-8919	ZE56-8929	ZE56-8939
YZ450FX	16-18	-25mm	ZE56-8659	ZE56-8909	ZE56-8919	ZE56-8929	ZE56-8939
WR250F	07-19	-25mm	ZE56-8659	ZE56-8909	ZE56-8919	ZE56-8929	ZE56-8939
WR450F	07-18	-25mm	ZE56-8659	ZE56-8909	ZE56-8919	ZE56-8929	ZE56-8939
SEROW250	05-20	-25mm	ZE56-8639	ZE56-8909	ZE56-8919	ZE56-8929	ZE56-8939
		+25mm	ZE56-8649	ZE56-8909	ZE56-8919	ZE56-8929	ZE56-8939
XT250	08-22	-25mm	ZE56-8639	ZE56-8909	ZE56-8919	ZE56-8929	ZE56-8939
		+25mm	ZE56-8649	ZE56-8909	ZE56-8919	ZE56-8929	ZE56-8939
WR250R	07-20	-25mm	ZE56-8619	ZE56-8909	ZE56-8919	ZE56-8929	ZE56-8939
WR250X	07-17	±0mm	ZE56-8619	-	ZE56-8909	ZE56-8919	ZE56-8929
TENERE700	20-22	-25mm	ZE56-8669	-	ZE56-8909	ZE56-8919	ZE56-8929
KAWASAKI							
KLX230	20-22	-25mm	ZE56-8219	-	ZE56-8909	ZE56-8919	ZE56-8929
KLX230SE	22	-25mm	ZE56-8219	-	ZE56-8909	ZE56-8919	ZE56-8929
KLX250	08-20	-25mm	ZE56-8209	ZE56-8909	ZE56-8919	ZE56-8929	ZE56-8939

#1 Cannot be used with CRF250RALLY LD

Red Part number : Replacement and Option

OPTION TIP



Part #	Option Tip
ZE56-8909	30mm
ZE56-8919	55mm
ZE56-8929	80mm
ZE56-8939	105mm

XT250



CT125/TRAIL125



MONKEY125



CRF1100L



VERSYS-X250



DR-Z400SM



V-STROM250



WR250X



701 ENDURO



ZETA
SIDE STAND EXTENDER

- Kick stand extension plate provides more stability on uneven surfaces and soft ground.
- Plate back side press fit nuts provides more grip / traction even slippery road surface.
- Available for many adventure and dual sport models.

Bike	Year	Part #
HONDA		
CROSS CUB 110	18-22	ZE56-6010
MONKEY125	19-22	ZE56-6020
CT125	20-22	ZE56-6030
TRAIL125	21-22	ZE56-6030
GROM	13-23	ZE56-6020
CRF250L	17-20	ZE56-6050
CRF250L Type LD	17-20	ZE56-6050
CRF250L	21	ZE56-6060
CRF250L(S)	21	ZE56-6060
CRF250M	17-20	ZE56-6050
CRF250RALLY	17-20	ZE56-6050
CRF250RALLY Type LD	17-20	ZE56-6050
CRF250RALLY	21	ZE56-6060
CRF250RALLY(S)	21	ZE56-6060
CRF300L	21-22	ZE56-6060
CRF300L RALLY	21-22	ZE56-6060
CRF1000L	16-19	ZE56-6080
CRF1000L DCT	16-19	ZE56-6080
CRF1100L AFRICA TWIN	20-22	ZE56-6090
CRF1100L AFRICA TWIN DCT	20-22	ZE56-6090
CRF1100L AFRICA TWIN ADV SPORTS	20-22	ZE56-6090
CRF1100L AFRICA TWIN ADV SPORTS DCT	20-22	ZE56-6090
CRF1100L AFRICA TWIN ADV SPORTS ES	20-22	ZE56-6090
CRF1100L AFRICA TWIN ADV SPORTS ES DCT	20-22	ZE56-6090
YAMAHA		
SEROW250	05-18	ZE56-6610
TRICKER	19-20	ZE56-6630
XT250	04-18	ZE56-6610
XT250X	08-18	ZE56-6610
WR250X	19-22	ZE56-6630
WR250X	06-17	ZE56-6610
WR250X	07-17	ZE56-6610
WR250R	07-18	ZE56-6610
WR250R	19-20	ZE56-6630
TENERE700	20-22	ZE56-6620
KAWASAKI		
KLX125	10-16	ZE56-6230
KLX150BF	16-18	ZE56-6230
KLX230	20-22	ZE56-6230
KLX230 S	22	ZE56-6230
KLX230R	20-23	ZE56-6230
KLX230R S	22-23	ZE56-6230
KLX250	98-20	ZE56-6230
VERSYS-X 250	17-19	ZE56-6210
VERSYS-X 250 TOURER	20-22	ZE56-6210
VERSYS-X 300	17-22	ZE56-6210
VERSYS 1000/SE/SE LT+	13-22	ZE56-6210
SUZUKI		
DRZ400S	00-21	ZE56-6410
DRZ400SM	00-21	ZE56-6410
V-STROM 250	17-21	ZE56-6420
V-STROM 1000/XT	14-19	ZE56-6420
V-STROM 1050/XT	20-21	ZE56-6420
KTM		
690 ENDURO R	12-18	ZE56-6810
690 ENDURO R	19-22	ZE56-6820
690 SMC R	12-18	ZE56-6810
690 SMC R	19-22	ZE56-6820
790 ADV	19-22	ZE56-6820
790 ADV R	19-22	ZE56-6820
890 ADV	21-22	ZE56-6820
890 ADV R	21-22	ZE56-6820
1090 ADV	17-18	ZE56-6820
1090 ADV R	17-19	ZE56-6820
1190 ADV	14-16	ZE56-6820
1190 ADV R	14-16	ZE56-6820
1290 S ADV R	17-22	ZE56-6820
1290 S ADV S	17-20	ZE56-6820
HUSQVARNA		
701 ENDURO	17-19	ZE56-6810
701 ENDURO	20-22	ZE56-6820
701 SUPERMOTO	16-19	ZE56-6810
701 SUPERMOTO	20-22	ZE56-6820
GASGAS		
ES700	22	ZE56-6820
SM700	22	ZE56-6820

CONTROL



LEVER



HANDLEBAR ACCESSORIES



HAND GUARD



BODY GUARD



BODY PARTS



FOOT PARTS



SUSPENSION




ACCESSORIES



CARBON





Blue

Red

Orange

ZETA ALUMINUM BOLT KIT

- Aluminum bolt kit for MX and dual sport bike plastics.
- Made of 7000 grade Aluminum, around 50% lighter than stock plastic fastener bolts.
- Kit comes with front number plate, lower fork guards, radiator shrouds and side panel bolts.
- Color anodized finish for corrosion resistance, laser printed logo on flange area.
- Available for most mx racing models and dual sport models.

* Comes with illustrated installation instructions.

Bike	Year	Part #			Qty
		Red	Blue	Orange	
HONDA					
CRF250R	14-17	ZE88-5042	-	-	20
	18-21	ZE88-5052	-	-	22
	22-23	ZE88-5062	-	-	15
CRF450R	13-16	ZE88-5042	-	-	20
	17-20	ZE88-5052	-	-	22
	21-23	ZE88-5062	-	-	15
CRF450X	19-23	ZE88-5052	-	-	22
CRF450L	19-20	ZE88-5052	-	-	22
CRF450RL	21-23	ZE88-5052	-	-	22
CRF250L/M	12-20	ZE88-5142	-	-	14
CRF250L	21	ZE88-5162	-	-	14
CRF250L(S)	21	ZE88-5162	-	-	14
CRF300L	21-22	ZE88-5162	-	-	14
CRF250RALLY	18-21	ZE88-5152	-	-	22
CRF250RALLY(S)	21	ZE88-5152	-	-	22
CRF300L RALLY	21-22	ZE88-5152	-	-	22
YAMAHA					
YZ125/250	08-21	-	ZE88-5646	-	17
	23	-	ZE88-5656	-	21
YZ250F	14-18	-	ZE88-5666	-	20
	19-23	-	ZE88-5676	-	21
	24	-	ZE88-5676	-	21
YZ450F	14-17	-	ZE88-5666	-	20
YZ125X	18-22	-	ZE88-5676	-	21
YZ125X	17-22	-	ZE88-5646	-	17
YZ125X	23	-	ZE88-5656	-	21
YZ250X	16-22	-	ZE88-5646	-	17
YZ250X	23	-	ZE88-5656	-	21
YZ250FX	15-19	-	ZE88-5666	-	20
YZ250FX	20-22	-	ZE88-5676	-	21
YZ450FX	16-18	-	ZE88-5666	-	20
YZ450FX	19-22	-	ZE88-5676	-	21
KAWASAKI					
KX250F	13-16	ZE88-5242	ZE88-5246	-	17
	17-18	ZE88-5262	ZE88-5266	-	25
KX250	19-20	ZE88-5262	ZE88-5266	-	25
KX250X	21-23	ZE88-5252	ZE88-5256	-	21
	21-23	ZE88-5252	ZE88-5256	-	21
KX450F	12-15	ZE88-5242	ZE88-5246	-	17
KX450F	16-18	ZE88-5252	ZE88-5256	-	21
KX450	19-23	ZE88-5252	ZE88-5256	-	21
KX450X	21-23	ZE88-5252	ZE88-5256	-	21
KLX250/D-TRACKER	08-20	ZE88-5342	ZE88-5346	-	18
KLX300	23	ZE88-5342	ZE88-5346	-	18
KLX300SM	22-23	ZE88-5342	ZE88-5346	-	18
SUZUKI					
RMZ250	10-18	ZE88-5442	ZE88-5446	-	17
	19-22	-	ZE88-5456	-	22
RMZ450	11-17	ZE88-5442	ZE88-5446	-	17
RMZ450	18-22	-	ZE88-5456	-	22
DRZ400SM	05-21	ZE88-5542	ZE88-5546	-	14
KTM					
125/150SX	16-18	-	-	ZE88-5843	25
250SX	17-18	-	-	ZE88-5843	25
250-450SX-F/XC-F	16-18	-	-	ZE88-5843	25
125-450SX/6X-F/XC/XC-TPI/XC-F	19-22	-	-	ZE88-5853	20
125-500EXC/EXC-TPI/EXC-F/XC-W/	17-19	-	-	ZE88-5843	25
XC-W TPI #					
125-500EXC/EXC-TPI/EXC-F/XC-W/	20-23	-	-	ZE88-5853	20
XC-W TPI #					

Excluding 250/350/450/500EXC-F/XCF-W17-20US models.



FRONT NUMBER PLATE



SHROUD COVER



SHROUD COVER



LOWER FORK GUARD



SIDE COVER



BRAKE LINE
* KTM only includes brake line bolt.

ZETA KTM TAPPING SCREW BOLT SET

- Tapping bolt screw set for KTM.
- Made of 7000 grade Aluminum.
- Orange anodized finish for corrosion resistance.
- Comes in 10pc tapping screw bolt set.


* The same bolt size with KTM OE bolts. (Part no 0017060206)

Part #	Color	Qty
ZE88-5893	Orange	10pcs



Bike	Year	Part #			
		Red	Blue		
HONDA					
CR85R/RII	97-07	ZE88-9112	-	-	-
CRF150R	07-22	ZE88-9112	-	-	-
CR125R/250R	97-07	ZE88-9102 #1	-	-	-
CRF250R	04-23	ZE88-9102 #1	-	-	-
CRF450R	02-23	ZE88-9102 #1	-	-	-
CRF250RX	19-23	ZE88-9102 #1	-	-	-
CRF450RX	17-23	ZE88-9102 #1	-	-	-
CRF450L	19-20	ZE88-9102 #1	-	-	-
CRF450RL	21-23	ZE88-9102 #1	-	-	-
CRF250X	04-19	ZE88-9102 #1	-	-	-
CRF450X	05-23	ZE88-9102 #1	-	-	-
CRM250AR	97-98	ZE88-9112	-	-	-
CRF150L	18	ZE88-9112	-	-	-
CRF250L/M	12-21	ZE88-9112	-	-	-
CRF250L(S)	21	ZE88-9112	-	-	-
CRF250RALLY	17-21	ZE88-9112	-	-	-
CRF250RALLY(S)	21	ZE88-9112	-	-	-
CRF300L	21-22	ZE88-9112	-	-	-
CRF300L RALLY	21-22	ZE88-9112	-	-	-
XR250/MOTARD	03-07	ZE88-9112	-	-	-
XR400MOTARD	05-08	ZE88-9112	-	-	-
YAMAHA					
YZ65	18-23	-	ZE88-9406	-	-
YZ85	19-23	-	ZE88-9406	-	-
YZ125	91-07	-	ZE88-9416 #2	-	-
	08-23	-	ZE88-9406	-	-
YZ250	91-07	-	ZE88-9416 #2	-	-
	08-23	-	ZE88-9406	-	-
YZ250F	01-07	-	ZE88-9416 #2	-	-
	08-23	-	ZE88-9406	-	-
YZ450F	03-07	-	ZE88-9416 #2	-	-
	08-23	-	ZE88-9406	-	-
YZ125X	17-23	-	ZE88-9406	-	-
YZ250X	16-23	-	ZE88-9406	-	-
YZ250FX	15-23	-	ZE88-9406	-	-
YZ450FX	16-23	-	ZE88-9406	-	-
WR250F	01-19	-	ZE88-9416 #2	-	-
	20-23	-	ZE88-9406	-	-
WR450F	04-18	-	ZE88-9416 #2	-	-
	19-23	-	ZE88-9406	-	-
WR250R/X	07-20	-	ZE88-9416 #2	-	-
KAWASAKI					
KX80/85	98-13	ZE88-9202	ZE88-9206	-	-
KX125/250	05-08	ZE88-9202	ZE88-9206	-	-
KX250F	05-18	ZE88-9202	ZE88-9206	-	-
KX250	19-23	ZE88-9202	ZE88-9206	-	-
KX450F	06-18	ZE88-9202	ZE88-9206	-	-
KX450	19-23	ZE88-9202	ZE88-9206	-	-
KX250X	21-23	ZE88-9202	ZE88-9206	-	-
KX450X	21-23	ZE88-9202	ZE88-9206	-	-
KLX300R	20	ZE88-9202	ZE88-9206	-	-
KLX450R	08-15	ZE88-9202	ZE88-9206	-	-
KLX150BF	16-17	ZE88-9202	ZE88-9206	-	-
KLX250/D-TRACKER	98-20	ZE88-9202	ZE88-9206	-	-
KLX300	23	ZE88-9202	ZE88-9206	-	-
KLX300SM	22-23	-	ZE88-9206	-	-
SUZUKI					
RMZ250	05-06	ZE88-9202	ZE88-9206	-	-
RMZ450	08-22	ZE88-9302 #2	ZE88-9306 #2	-	-
	08-22	ZE88-9302 #2	ZE88-9306 #2	-	-
RMX450Z	10-19	ZE88-9302 #2	ZE88-9306 #2	-	-
250SB	02-06	ZE88-9202	ZE88-9206	-	-
DRZ400SM	05-21	-	ZE88-9416 #2	-	-

#1 Two disc guard bolts are included #2 No laser print



ZETA FORK GUARD BOLT

- Made of light weight aluminum to make front fork bottom area lighter.
- Beautiful anodized color with ZETA laser print logo. (Excluding some part numbers.)
- Available for specific models, not only Japanese, but also KTM and Husqvarna.
- *1 CRF bolt kit, ZE88-9102 comes with disc guard bolts.
- *2 Does not come with laser print logo.



Bike	Year	Part #			
		Red	Blue	Orange	H-Blue
KTM					
50SX	12-23	ZE88-9502	ZE88-9506	ZE88-9503	ZE88-9509
65SX	02-23	ZE88-9502	ZE88-9506	ZE88-9503	ZE88-9509
85SX	03-23	ZE88-9502	ZE88-9506	ZE88-9503	ZE88-9509
25-530SX/SX-F/XC/XC TPI/ XC-F/EXC/EXC TPI/EXC-F/ XC-W/XC-W TPI/XCF-W	00-23	ZE88-9502	ZE88-9506	ZE88-9503	ZE88-9509
FREERIDE 250F	18-19	ZE88-9502	ZE88-9506	ZE88-9503	ZE88-9509
FREERIDE 250R	14-17	ZE88-9502	ZE88-9506	ZE88-9503	ZE88-9509
FREERIDE 350	12-17	ZE88-9502	ZE88-9506	ZE88-9503	ZE88-9509
690ENDURO/R	08-18	ZE88-9502	ZE88-9506	ZE88-9503	ZE88-9509
HUSQVARNA					
TC50/65	17-23	ZE88-9502	ZE88-9506	ZE88-9503	ZE88-9509
TC85	14-23	ZE88-9502	ZE88-9506	ZE88-9503	ZE88-9509
TC125	14-23	ZE88-9502	ZE88-9506	ZE88-9503	ZE88-9509
TC250	14-23	ZE88-9502	ZE88-9506	ZE88-9503	ZE88-9509
FC250-450	14-23	ZE88-9502	ZE88-9506	ZE88-9503	ZE88-9509
TX125	17-19	ZE88-9502	ZE88-9506	ZE88-9503	ZE88-9509
TX300/I	17-23	ZE88-9502	ZE88-9506	ZE88-9503	ZE88-9509
FX350/450	17-23	ZE88-9502	ZE88-9506	ZE88-9503	ZE88-9509
TE125	14-16	ZE88-9502	ZE88-9506	ZE88-9503	ZE88-9509
TE150/I	17-23	ZE88-9502	ZE88-9506	ZE88-9503	ZE88-9509
TE250/I	14-23	ZE88-9502	ZE88-9506	ZE88-9503	ZE88-9509
TE300/I	14-23	ZE88-9502	ZE88-9506	ZE88-9503	ZE88-9509
FE250-501	14-23	ZE88-9502	ZE88-9506	ZE88-9503	ZE88-9509
F5450	15-22	ZE88-9502	ZE88-9506	ZE88-9503	ZE88-9509
701 ENDURO	16-22	ZE88-9502	ZE88-9506	ZE88-9503	ZE88-9509
701 SUPERMOTO	16-22	ZE88-9502	ZE88-9506	ZE88-9503	ZE88-9509
701 ENDURO LR	20	ZE88-9502	ZE88-9506	ZE88-9503	ZE88-9509

Bike	Year	Part #			
		Red	Blue	Orange	H-Blue
GASGAS					
MC50	21-23	ZE88-9502	ZE88-9506	ZE88-9503	ZE88-9509
MC65	21-23	ZE88-9502	ZE88-9506	ZE88-9503	ZE88-9509
MC85	21-23	ZE88-9502	ZE88-9506	ZE88-9503	ZE88-9509
MC125	21-23	ZE88-9502	ZE88-9506	ZE88-9503	ZE88-9509
MC250	22-23	ZE88-9502	ZE88-9506	ZE88-9503	ZE88-9509
MC250F	21-23	ZE88-9502	ZE88-9506	ZE88-9503	ZE88-9509
MC350F	22-23	ZE88-9502	ZE88-9506	ZE88-9503	ZE88-9509
MC450F	21-23	ZE88-9502	ZE88-9506	ZE88-9503	ZE88-9509
EC250	21-23	ZE88-9502	ZE88-9506	ZE88-9503	ZE88-9509
EC300	21-23	ZE88-9502	ZE88-9506	ZE88-9503	ZE88-9509
EC250F	21-23	ZE88-9502	ZE88-9506	ZE88-9503	ZE88-9509
EC350F	21-23	ZE88-9502	ZE88-9506	ZE88-9503	ZE88-9509
EX250	22-23	ZE88-9502	ZE88-9506	ZE88-9503	ZE88-9509
EX300	21-23	ZE88-9502	ZE88-9506	ZE88-9503	ZE88-9509
EX250F	21-23	ZE88-9502	ZE88-9506	ZE88-9503	ZE88-9509
EX350F	21-23	ZE88-9502	ZE88-9506	ZE88-9503	ZE88-9509
EX450F	21-23	ZE88-9502	ZE88-9506	ZE88-9503	ZE88-9509
BETA					
RR2T 125-300	13-19	ZE88-9202	ZE88-9206	-	-
RR4T 350-500	13-19	ZE88-9202	ZE88-9206	-	-
X-TRAINER	15-18	ZE88-9202	ZE88-9206	-	-

#1 Two disc guard bolts are included #2 No laser print

CONTROL



LEVER



HANDLEBAR ACCESSORIES



HAND GUARD



BODY GUARD



BODY PARTS



FOOT PARTS



SUSPENSION




ACCESSORIES



CARBON





Red

Blue

ZETA

WHEEL SPACER

- Anodized wheel spacers, available in blue, red and orange.
- Ribs keeps spacer on the wheels for easy maintenance. (Excluding some models)
- Made of 7000 grade aluminum with hard anodized finish.
- Lighter and more durable than stock spacers.
- Spacers available for MX racers, Mini-Moto and trail models.
- Front and rear spacers sold separately.
- Left and right side spacers sold in pairs. (Excluding some models)


Wheel Spacer Racer

Bike	Year	Color	Part #
			Rear
YAMAHA			
YZ250F	09-13	Blue	ZE93-3752 #1
	14-23		ZE93-3752 #1
YZ450F	09-13		ZE93-3752 #1
	14-23		ZE93-3752 #1

#1 Model can not be used with stock dust cover

Wheel Spacer Trail

Bike	Year	Color	Part #
			Front
KAWASAKI			
KLX250/D-TRACKER X	08-16	Red	ZE93-3231
KLX300	21-23		ZE93-3231
KLX300SM	21-23		ZE93-3231



CONTROL



LEVER



HANDLEBAR ACCESSORIES



HAND GUARD



BODY GUARD



BODY PARTS



FOOT PARTS



SUSPENSION



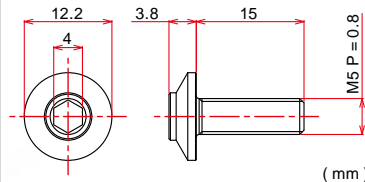
ACCESSORIES



CARBON



CRF1000L



ZETA

SCREEN BOLT KIT

- High strength aluminum alloy and anodized finish.
- Easily reduce weight, and dress-up by simply replacing the stock bolt.
- Two colors options, black and red, easy to match to any models.

Part #		pcs
Black	Red	
ZS88-1040	ZS88-1042	4
ZS88-1060	ZS88-1062	6




Bike	Year	Color				
		Red	Blue	Orange	Black	H-Blue
YAMAHA						
YZ125/250	02-23	-	ZE93-5312	-	-	-
YZ250F	02-08	-	ZE93-5312	-	-	-
	12-23	-	ZE93-5342	-	-	-
YZ450F	03-08	-	ZE93-5312	-	-	-
	10-23	-	ZE93-5342	-	-	-
YZ125X	17-23	-	ZE93-5312	-	-	-
YZ250X	16-23	-	ZE93-5312	-	-	-
YZ250FX	15-23	-	ZE93-5312	-	-	-
YZ450FX	16-23	-	ZE93-5312	-	-	-
WR250F	02-23	-	ZE93-5312	-	-	-
WR450F	04-23	-	ZE93-5312	-	-	-
WR250R/X	07-20	-	ZE93-5312	-	-	-
KAWASAKI						
KX125/250	03-08	ZE93-5113	ZE93-5112	-	-	-
KX250F	04-16	ZE93-5113	ZE93-5112	-	-	-
	17-18	ZE93-5143 #	ZE93-5142 #	-	ZE93-5141	-
KX250	19-23	ZE93-5143 #	ZE93-5142 #	-	ZE93-5141	-
	06-15	ZE93-5113	ZE93-5112	-	-	-
KX450F	16-18	ZE93-5143 #	ZE93-5142 #	-	ZE93-5141	-
KX450	19-23	ZE93-5143 #	ZE93-5142 #	-	ZE93-5141	-
KX250X	21-23	ZE93-5143 #	ZE93-5142 #	-	ZE93-5141	-
KX450X	21-23	ZE93-5143 #	ZE93-5142 #	-	ZE93-5141	-
KLX450R	08-15	ZE93-5113	ZE93-5112	-	-	-
SUZUKI						
RMZ250	04-22	ZE93-5113	ZE93-5112	-	-	-
RMZ450	05-22	ZE93-5113	ZE93-5112	-	-	-
RMX450Z	10-19	ZE93-5113	ZE93-5112	-	-	-
KTM						
85SX	03-14	-	ZE93-5422	ZE93-5427	-	ZE93-5429
125-450SX/SX-F/ XC/XC-F	15-23	-	-	ZE93-5447	-	-
	-12	-	ZE93-5422	ZE93-5427	-	ZE93-5429
125-530EXC/ EXC-F/XC-W/ XC-F-W	00-23	-	ZE93-5422	ZE93-5427	-	ZE93-5429
125-450SX/SX-F/ XC/XC-F	13-22	-	ZE93-5412	ZE93-5417	-	ZE93-5419
FREERIDE E-XC	20-22	-	-	ZE93-5447	-	-
FREERIDE 250F	18-20	-	-	ZE93-5447	-	-
FREERIDE 250R	14-17	-	-	ZE93-5447	-	-
FREERIDE 350	12-17	-	-	ZE93-5447	-	-
HUSQVARNA						
TC85	14	-	-	-	-	ZE93-5429
	15-23	-	-	ZE93-5447	-	-
TC125	14-15	-	-	ZE93-5427	-	ZE93-5429
	16-22	-	-	ZE93-5417	-	ZE93-5419
TC250	14-16	-	-	ZE93-5427	-	ZE93-5429
	17-22	-	-	ZE93-5417	-	ZE93-5419
TE125-300	14-23	-	-	ZE93-5427	-	ZE93-5429
TX125	17-19	-	-	ZE93-5427	-	ZE93-5429
TX300	17-22	-	-	ZE93-5417	-	ZE93-5419
FC350	14-15	-	-	ZE93-5427	-	ZE93-5429
	16-22	-	-	ZE93-5417	-	ZE93-5419
FC250/450	14-15	-	-	ZE93-5427	-	ZE93-5429
	15(US)	-	-	ZE93-5417	-	ZE93-5419
FE250-501 FX350-450	16-22	-	-	ZE93-5417	-	ZE93-5419
	14-23	-	-	ZE93-5427	-	ZE93-5429
	17-22	-	-	ZE93-5417	-	ZE93-5419
GASGAS						
MC125	21-23	-	-	ZE93-5417	-	ZE93-5419
MC250	22-23	-	-	ZE93-5417	-	ZE93-5419
MC250F	21-23	-	-	ZE93-5417	-	ZE93-5419
MC350F	22-23	-	-	ZE93-5417	-	ZE93-5419
MC450F	21-23	-	-	ZE93-5417	-	ZE93-5419
EC250	21-23	-	-	ZE93-5427	-	ZE93-5429
EC300	21-23	-	-	ZE93-5427	-	ZE93-5429
EC250F	21-23	-	-	ZE93-5427	-	ZE93-5429
EC350F	21-23	-	-	ZE93-5427	-	ZE93-5429
EX250F	21-23	-	-	ZE93-5417	-	ZE93-5419
EX250	22-23	-	-	ZE93-5427	-	ZE93-5429
EX300	21-23	-	-	ZE93-5427	-	ZE93-5429
EX350F	21-23	-	-	ZE93-5417	-	ZE93-5419
EX450F	21-23	-	-	ZE93-5417	-	ZE93-5419

Shape is different from conventional products (KTM shape)

ZETA REAR AXLE BLOCKS

- CNC machined anodized axle blocks.
- Rotate using the forward and reverse positions, able to offset axle shaft 13 mm in reverse position. (Mini size is 11 mm)
- Scales on both sides of axle block for easy adjustment.

Bike	Year	Color
		Red
HONDA		
CR125R/CR250R	02-07	ZE93-5013
CRF250R	04-23	ZE93-5013
CRF450R	02-23	ZE93-5013
CRF250RX	19-23	ZE93-5013
CRF450RX	17-23	ZE93-5013
CRF250X	04-17	ZE93-5013
CRF450X	05-23	ZE93-5013
CRF250L/M	12-21	ZE93-5063
CRF250L(S)	21	ZE93-5063
CRF250 RALLY	17-21	ZE93-5063
CRF250 RALLY(S)	21	ZE93-5063
CRF300L	21-22	ZE93-5063
CRF300L RALLY	21-22	ZE93-5063
CRF450L	19-20	ZE93-5013
CRF450RL	21-23	ZE93-5013



ZETA UNIVERSAL AXLE PULL

- High grade aluminum 7000 grade aluminum is used in the lever portion, CNC processing for light design.
- Allows for quick removal and installation of a wheel.
- Effectively and accurately works to reduce the waste time for on-time-enduro.
- The included rubber band is available for the inner diameter of the axle shaft from 12.5 mm to 26 mm.

Part #	ZE90-5000	Ti-color
--------	-----------	----------

CONTROL



LEVER



HANDLEBAR ACCESSORIES



HAND GUARD



BODY GUARD



BODY PARTS



FOOT PARTS



SUSPENSION



ACCESSORIES



CARBON



ZETA
AXLE NUT / BOLT

- Light weight durable aluminum axle shaft nut and bolt .
- Made of aircraft 7000 grade aluminum with anodized finish.
- Self lock nut design. (Except front and KTM / Husqvarna rear axle nut.)
- Color anodized finish, available blue, red, orange, green and Husqvarna blue.
- ZETA laser printed logo.

Application : P90-92

Bolt/nut size Pitch Tool size Height Self lock
M20 × P1.5 - 30 H13L

FRONT AXLE NUT

REAR AXLE NUT



REAR AXLE NUT SELF LOCK



FRONT AXLE BOLT



CONTROL

LEVER

HANDLEBAR ACCESSORIES

HAND GUARD

BODY GUARD

BODY PARTS

FOOT PARTS

SUSPENSION

ACCESSORIES

CARBON

FRONT BOLT TYPE

Bike	Year	size	Orange	H-Blue
KTM				
85SX	12-23	M20xP1.5-19 H21	ZE93-8073	ZE93-8079
125SX	15-23	M20xP1.5-19 H21	ZE93-8073	ZE93-8079
150SX	15-22	M20xP1.5-19 H21	ZE93-8073	ZE93-8079
250SX	15-22	M20xP1.5-19 H21	ZE93-8073	ZE93-8079
250SX-F	15-22	M20xP1.5-19 H21	ZE93-8073	ZE93-8079
350SX-F	15-22	M20xP1.5-19 H21	ZE93-8073	ZE93-8079
450SX-F	15-22	M20xP1.5-19 H21	ZE93-8073	ZE93-8079
125EXC	16	M20xP1.5-19 H21	ZE93-8073	ZE93-8079
150EXC	20-23	M20xP1.5-19 H21	ZE93-8073	ZE93-8079
200EXC	16	M20xP1.5-19 H21	ZE93-8073	ZE93-8079
250EXC	16-23	M20xP1.5-19 H21	ZE93-8073	ZE93-8079
300EXC	16-23	M20xP1.5-19 H21	ZE93-8073	ZE93-8079
250EXC-F	16-23	M20xP1.5-19 H21	ZE93-8073	ZE93-8079
350EXC-F	16-23	M20xP1.5-19 H21	ZE93-8073	ZE93-8079
450EXC-F	16-23	M20xP1.5-19 H21	ZE93-8073	ZE93-8079
500EXC	16-23	M20xP1.5-19 H21	ZE93-8073	ZE93-8079
125XC-W	17-19	M20xP1.5-19 H21	ZE93-8073	ZE93-8079
150XC-W	17-23	M20xP1.5-19 H21	ZE93-8073	ZE93-8079
200XC-W	16	M20xP1.5-19 H21	ZE93-8073	ZE93-8079
250XC-W	16-23	M20xP1.5-19 H21	ZE93-8073	ZE93-8079
300XC-W	16-23	M20xP1.5-19 H21	ZE93-8073	ZE93-8079
450XC-W	16	M20xP1.5-19 H21	ZE93-8073	ZE93-8079
500XC-W	16	M20xP1.5-19 H21	ZE93-8073	ZE93-8079
250XCF-W	16	M20xP1.5-19 H21	ZE93-8073	ZE93-8079
350XCF-W	16-22	M20xP1.5-19 H21	ZE93-8073	ZE93-8079
500XCF-W	20-22	M20xP1.5-19 H21	ZE93-8073	ZE93-8079
125XC	21-22	M20xP1.5-19 H21	ZE93-8073	ZE93-8079
250XC	15-22	M20xP1.5-19 H21	ZE93-8073	ZE93-8079
300XC	15-22	M20xP1.5-19 H21	ZE93-8073	ZE93-8079
250XC-F	15-22	M20xP1.5-19 H21	ZE93-8073	ZE93-8079
350XC-F	15-22	M20xP1.5-19 H21	ZE93-8073	ZE93-8079
450XC-F	15-22	M20xP1.5-19 H21	ZE93-8073	ZE93-8079

FRONT BOLT TYPE

Bike	Year	size	Orange	H-Blue
HUSQVARNA				
TC85	14-23	M20xP1.5-19 H21	ZE93-8073	ZE93-8079
TC125	15-22	M20xP1.5-19 H21	ZE93-8073	ZE93-8079
TC250	15-22	M20xP1.5-19 H21	ZE93-8073	ZE93-8079
FC250	15-22	M20xP1.5-19 H21	ZE93-8073	ZE93-8079
FC350	15-22	M20xP1.5-19 H21	ZE93-8073	ZE93-8079
FC450	15-22	M20xP1.5-19 H21	ZE93-8073	ZE93-8079
TE125	16	M20xP1.5-19 H21	ZE93-8073	ZE93-8079
TE150	17-23	M20xP1.5-19 H21	ZE93-8073	ZE93-8079
TE250	16-23	M20xP1.5-19 H21	ZE93-8073	ZE93-8079
TE300	16-23	M20xP1.5-19 H21	ZE93-8073	ZE93-8079
FE250	16-23	M20xP1.5-19 H21	ZE93-8073	ZE93-8079
FE350	16-23	M20xP1.5-19 H21	ZE93-8073	ZE93-8079
FE450	16-23	M20xP1.5-19 H21	ZE93-8073	ZE93-8079
FE501	16-23	M20xP1.5-19 H21	ZE93-8073	ZE93-8079
TX125	17-19	M20xP1.5-19 H21	ZE93-8073	ZE93-8079
TX300	17-22	M20xP1.5-19 H21	ZE93-8073	ZE93-8079
FX350	17-23	M20xP1.5-19 H21	ZE93-8073	ZE93-8079
FX450	17-23	M20xP1.5-19 H21	ZE93-8073	ZE93-8079
GASGAS				
MC85	21-23	M20xP1.5-19 H21	ZE93-8073	ZE93-8079
MC125	21-23	M20xP1.5-19 H21	ZE93-8073	ZE93-8079
MC250	22-23	M20xP1.5-19 H21	ZE93-8073	ZE93-8079
MC250F	21-23	M20xP1.5-19 H21	ZE93-8073	ZE93-8079
MC350F	22-23	M20xP1.5-19 H21	ZE93-8073	ZE93-8079
MC450F	21-23	M20xP1.5-19 H21	ZE93-8073	ZE93-8079
EX250	22-23	M20xP1.5-19 H21	ZE93-8073	ZE93-8079
EX250F	21-23	M20xP1.5-19 H21	ZE93-8073	ZE93-8079
EX300	21-23	M20xP1.5-19 H21	ZE93-8073	ZE93-8079
EX350F	21-23	M20xP1.5-19 H21	ZE93-8073	ZE93-8079
EX450F	21-23	M20xP1.5-19 H21	ZE93-8073	ZE93-8079
EC250	21-23	M20xP1.5-19 H21	ZE93-8073	ZE93-8079
EC300	21-23	M20xP1.5-19 H21	ZE93-8073	ZE93-8079
EC250F	21-23	M20xP1.5-19 H21	ZE93-8073	ZE93-8079
EC350F	21-23	M20xP1.5-19 H21	ZE93-8073	ZE93-8079

FRONT NUT TYPE					
Bike	Year	size	Red	Green	Blue
HONDA					
CR125R	02-07	M16xP1.5-22 H11	ZE93-8012	-	ZE93-8016
CR250R	02-07	M16xP1.5-22 H11	ZE93-8012	-	ZE93-8016
CRF250R	04-23	M16xP1.5-22 H11	ZE93-8012	-	ZE93-8016
CRF450R	02-23	M16xP1.5-22 H11	ZE93-8012	-	ZE93-8016
CRF250RX	19-23	M16xP1.5-22 H11	ZE93-8012	-	ZE93-8016
CRF450RX	17-23	M16xP1.5-22 H11	ZE93-8012	-	ZE93-8016
CRF250X	04-17	M16xP1.5-22 H11	ZE93-8012	-	ZE93-8016
CRF450X	05-23	M16xP1.5-22 H11	ZE93-8012	-	ZE93-8016
CRF450L	19-20	M16xP1.5-22 H11	ZE93-8012	-	ZE93-8016
CRF450RL	21-23	M16xP1.5-22 H11	ZE93-8012	-	ZE93-8016
CRF1000L AFRICA TWIN	16-19	M16xP1.5-22 H11	ZE93-8012	-	ZE93-8016
CRF1100L AFRICA TWIN/DCT	20-22	M16xP1.5-22 H11	ZE93-8012	-	ZE93-8016
CRF1100L AFRICA TWIN ADV SPORTS ES/DCT	20-22	M16xP1.5-22 H11	ZE93-8012	-	ZE93-8016
YAMAHA					
YZ125	05-23	M16xP1.5-22 H11	ZE93-8012	-	ZE93-8016
YZ250	05-23	M16xP1.5-22 H11	ZE93-8012	-	ZE93-8016
YZ250F	05-13	M16xP1.5-22 H11	ZE93-8012	-	ZE93-8016
	14-23	M18xP1.5-24 H9	-	ZE93-8035	ZE93-8036
YZ450F	05-13	M16xP1.5-22 H11	ZE93-8012	-	ZE93-8016
	14-23	M18xP1.5-24 H9	-	ZE93-8035	ZE93-8036
YZ125X	17-23	M16xP1.5-22 H11	ZE93-8012	-	ZE93-8016
YZ250X	16-23	M16xP1.5-22 H11	ZE93-8012	-	ZE93-8016
YZ250FX	15-23	M18xP1.5-24 H9	-	ZE93-8035	ZE93-8036
YZ450FX	16-23	M18xP1.5-24 H9	-	ZE93-8035	ZE93-8036
WR250F	06-19	M16xP1.5-22 H11	ZE93-8012	-	ZE93-8016
	20-23	M18xP1.5-24 H9	-	ZE93-8035	ZE93-8036
WR450F	06-18	M16xP1.5-22 H11	ZE93-8012	-	ZE93-8016
	19-23	M18xP1.5-24 H9	-	ZE93-8035	ZE93-8036
WR250R	07-17	M16xP1.5-22 H11	ZE93-8012	-	ZE93-8016
WR250X	07-17	M16xP1.5-22 H11	ZE93-8012	-	ZE93-8016
KAWASAKI					
KX125	99-03	M16xP1.5-22 H11	ZE93-8012	-	ZE93-8016
	04-08	M18xP1.5-24 H9	-	ZE93-8035	ZE93-8036
KX250(2ST)	99-03	M16xP1.5-22 H11	ZE93-8012	-	ZE93-8016
	04-08	M18xP1.5-24 H9	-	ZE93-8035	ZE93-8036
KX250F	04-18	M18xP1.5-24 H9	-	ZE93-8035	ZE93-8036
KX250(4ST)	19-23	M18xP1.5-24 H9	-	ZE93-8035	ZE93-8036
KX250X	21-23	M18xP1.5-24 H9	-	ZE93-8035	ZE93-8036
KX450F	06-18	M18xP1.5-24 H9	-	ZE93-8035	ZE93-8036
KX450	19-23	M18xP1.5-24 H9	-	ZE93-8035	ZE93-8036
KX450X	21-23	M18xP1.5-24 H9	-	ZE93-8035	ZE93-8036
KLX450R	08-19	M18xP1.5-24 H9	-	ZE93-8035	ZE93-8036
SUZUKI					
RMZ250	04-22	M18xP1.5-24 H9	-	ZE93-8035	ZE93-8036
RMZ450	05-22	M18xP1.5-24 H9	-	ZE93-8035	ZE93-8036
RMX450Z	10-17	M18xP1.5-24 H9	-	ZE93-8035	ZE93-8036
DRZ400R	00-04	M18xP1.5-24 H9	-	ZE93-8035	ZE93-8036
DRZ400E	00-06	M18xP1.5-24 H9	-	ZE93-8035	ZE93-8036
DRZ400S	00-17	M18xP1.5-24 H9	-	ZE93-8035	ZE93-8036
DRZ400SM	05-17	M18xP1.5-24 H9	-	ZE93-8035	ZE93-8036
REAR NUT TYPE					
Bike	Year	size	Orange	Blue	H-Blue
HUSQVARNA					
TC85	14-22	M20xP1.5-30 H13L	ZE93-8043	ZE93-8046	ZE93-8049
	14-15	M20xP1.5-30 H13L	ZE93-8043	ZE93-8046	ZE93-8049
TC125	16-22	M25xP1.5-32 H18	ZE93-8063	-	ZE93-8069
	14-16	M20xP1.5-30 H13L	ZE93-8043	ZE93-8046	ZE93-8049
TC250	17-22	M25xP1.5-32 H18	ZE93-8063	-	ZE93-8069
	14-15	M20xP1.5-30 H13L	ZE93-8043	ZE93-8046	ZE93-8049
FC250	16-22	M25xP1.5-32 H18	ZE93-8063	-	ZE93-8069
	14-15	M20xP1.5-30 H13L	ZE93-8043	ZE93-8046	ZE93-8049
FC350	16-22	M25xP1.5-32 H18	ZE93-8063	-	ZE93-8069
	14-15	M20xP1.5-30 H13L	ZE93-8043	ZE93-8046	ZE93-8049
FC450	16-22	M25xP1.5-32 H18	ZE93-8063	-	ZE93-8069
	12-16	M20xP1.5-30 H13L	ZE93-8043	ZE93-8046	ZE93-8049
TE150	17-22	M20xP1.5-30 H13L	ZE93-8043	ZE93-8046	ZE93-8049
TE250	11-22	M20xP1.5-30 H13L	ZE93-8043	ZE93-8046	ZE93-8049
TE300	11-22	M20xP1.5-30 H13L	ZE93-8043	ZE93-8046	ZE93-8049
FE250	11-22	M20xP1.5-30 H13L	ZE93-8043	ZE93-8046	ZE93-8049
FE350	13-22	M20xP1.5-30 H13L	ZE93-8043	ZE93-8046	ZE93-8049
FE450	09-22	M20xP1.5-30 H13L	ZE93-8043	ZE93-8046	ZE93-8049
FE501	13-22	M20xP1.5-30 H13L	ZE93-8043	ZE93-8046	ZE93-8049
TX125	17-19	M20xP1.5-30 H13L	ZE93-8043	ZE93-8046	ZE93-8049
TX300	17-22	M25xP1.5-32 H18	ZE93-8063	-	ZE93-8069
FX350	17-22	M25xP1.5-32 H18	ZE93-8063	-	ZE93-8069
FX450	17-22	M25xP1.5-32 H18	ZE93-8063	-	ZE93-8069
GASGAS					
MC85	21-23	M20x30-P1.5 H13L	ZE93-8043	ZE93-8046	ZE93-8049
MC125	21-23	M25x32-P1.5 H18	ZE93-8063	-	ZE93-8069
MC250	22-23	M25x32-P1.5 H18	ZE93-8063	-	ZE93-8069
MC250F	21-23	M25x32-P1.5 H18	ZE93-8063	-	ZE93-8069
MC350F	22-23	M25x32-P1.5 H18	ZE93-8063	-	ZE93-8069
MC450F	21-23	M25x32-P1.5 H18	ZE93-8063	-	ZE93-8069
EX250	22-23	M20x30-P1.5 H13L	ZE93-8043	ZE93-8046	ZE93-8049
EX250F	21-23	M25x32-P1.5 H18	ZE93-8063	-	ZE93-8069
EX300	21-23	M20x30-P1.5 H13L	ZE93-8043	ZE93-8046	ZE93-8049
EX350F	21-23	M25x32-P1.5 H18	ZE93-8063	-	ZE93-8069
EX450F	21-23	M25x32-P1.5 H18	ZE93-8063	-	ZE93-8069
EC250	21-23	M20x30-P1.5 H13L	ZE93-8043	ZE93-8046	ZE93-8049
EC300	21-23	M20x30-P1.5 H13L	ZE93-8043	ZE93-8046	ZE93-8049
EC250F	21-23	M20x30-P1.5 H13L	ZE93-8043	ZE93-8046	ZE93-8049
EC350F	21-23	M20x30-P1.5 H13L	ZE93-8043	ZE93-8046	ZE93-8049

CONTROL



LEVER



HANDLEBAR ACCESSORIES



HAND GUARD



BODY GUARD



BODY PARTS



FOOT PARTS



SUSPENSION



ACCESSORIES



CARBON



REAR NUT TYPE

Bike	Year	size	Red	Orange	Green	Blue	H-Blue
HONDA							
CR125R	00-07	M22xP1.5-32 H12L	ZE93-8052	-	ZE93-8055	ZE93-8056	-
CR250R	00-07	M22xP1.5-32 H12L	ZE93-8052	-	ZE93-8055	ZE93-8056	-
CRF150R	07-21	M16xP1.5-27 H13L	ZE93-8022	-	-	-	-
CRF150RII	07-21	M16xP1.5-27 H13L	ZE93-8022	-	-	-	-
CRF250R	04-21	M22xP1.5-32 H12L	ZE93-8052	-	ZE93-8055	ZE93-8056	-
CRF450R	02-23	M22xP1.5-32 H12L	ZE93-8052	-	ZE93-8055	ZE93-8056	-
CRF250RX	19-21	M22xP1.5-32 H12L	ZE93-8052	-	ZE93-8055	ZE93-8056	-
CRF450RX	17-20	M22xP1.5-32 H12L	ZE93-8052	-	ZE93-8055	ZE93-8056	-
CRF250X	04-17	M22xP1.5-32 H12L	ZE93-8052	-	ZE93-8055	ZE93-8056	-
CRF450X	05-22	M22xP1.5-32 H12L	ZE93-8052	-	ZE93-8055	ZE93-8056	-
CRF150F	03-17	M16xP1.5-27 H13L	ZE93-8022	-	-	-	-
CRF230F	04-17	M16xP1.5-27 H13L	ZE93-8022	-	-	-	-
CRM250R	89-96	M16xP1.5-27 H13L	ZE93-8022	-	-	-	-
CRM250AR	97-98	M16xP1.5-27 H13L	ZE93-8022	-	-	-	-
XR250(MD30)	95-07	M16xP1.5-27 H13L	ZE93-8022	-	-	-	-
XR250M	03-07	M16xP1.5-27 H13L	ZE93-8022	-	-	-	-
CRF250L	13-21	M16xP1.5-27 H13L	ZE93-8022	-	-	-	-
CRF250L(S)	21	M16xP1.5-27 H13L	ZE93-8022	-	-	-	-
CRF250M	13-17	M16xP1.5-27 H13L	ZE93-8022	-	-	-	-
CRF250RALLY	17-21	M16xP1.5-27 H13L	ZE93-8022	-	-	-	-
CRF250RALLY(S)	21	M16xP1.5-27 H13L	ZE93-8022	-	-	-	-
CRF300L	21-22	M16xP1.5-27 H13L	ZE93-8022	-	-	-	-
CRF300RALLY	21-22	M16xP1.5-27 H13L	ZE93-8022	-	-	-	-
CRF450L	19-20	M22xP1.5-32 H12L	ZE93-8052	-	ZE93-8055	ZE93-8056	-
CRF450RL	21-22	M22xP1.5-32 H12L	ZE93-8052	-	ZE93-8055	ZE93-8056	-
XR650L	93-18	M16xP1.5-27 H13L	ZE93-8022	-	-	-	-
YAMAHA							
YZ125	99-23	M20xP1.5-30 H13L	-	ZE93-8043	-	ZE93-8046	ZE93-8049
YZ250	99-23	M20xP1.5-30 H13L	-	ZE93-8043	-	ZE93-8046	ZE93-8049
YZ250F	01-08	M20xP1.5-30 H13L	-	ZE93-8043	-	ZE93-8046	ZE93-8049
	09-23	M22xP1.5-32 H12L	ZE93-8052	-	ZE93-8055	ZE93-8056	-
YZ400/426/450F	99-08	M20xP1.5-30 H13L	-	ZE93-8043	-	ZE93-8046	ZE93-8049
YZ450F	09-23	M22xP1.5-32 H12L	ZE93-8052	-	ZE93-8055	ZE93-8056	-
YZ125X	17-23	M20xP1.5-30 H13L	-	ZE93-8043	-	ZE93-8046	ZE93-8049
YZ250X	16-23	M20xP1.5-30 H13L	-	ZE93-8043	-	ZE93-8046	ZE93-8049
YZ250FX	15-23	M20xP1.5-30 H13L	-	ZE93-8043	-	ZE93-8046	ZE93-8049
YZ450FX	16-23	M20xP1.5-30 H13L	-	ZE93-8043	-	ZE93-8046	ZE93-8049
WR250F	01-23	M20xP1.5-30 H13L	-	ZE93-8043	-	ZE93-8046	ZE93-8049
WR400/426/450F	99-23	M20xP1.5-30 H13L	-	ZE93-8043	-	ZE93-8046	ZE93-8049
WR250R	07-17	M20xP1.5-30 H13L	-	ZE93-8043	-	ZE93-8046	ZE93-8049
WR250X	07-17	M20xP1.5-30 H13L	-	ZE93-8043	-	ZE93-8046	ZE93-8049
KAWASAKI							
KX125	03-08	M22xP1.5-32 H12L	ZE93-8052	-	ZE93-8055	ZE93-8056	-
KX250(2ST)	03-08	M22xP1.5-32 H12L	ZE93-8052	-	ZE93-8055	ZE93-8056	-
KX250F	04-18	M22xP1.5-32 H12L	ZE93-8052	-	ZE93-8055	ZE93-8056	-
KX250(4ST)	19-23	M22xP1.5-32 H12L	ZE93-8052	-	ZE93-8055	ZE93-8056	-
KX250X	21-23	M22xP1.5-32 H12L	ZE93-8052	-	ZE93-8055	ZE93-8056	-
KX450F	06-18	M22xP1.5-32 H12L	ZE93-8052	-	ZE93-8055	ZE93-8056	-
KX450	19-23	M22xP1.5-32 H12L	ZE93-8052	-	ZE93-8055	ZE93-8056	-
KX450X	21-23	M22xP1.5-32 H12L	ZE93-8052	-	ZE93-8055	ZE93-8056	-
KLX450R	08-19	M22xP1.5-32 H12L	ZE93-8052	-	ZE93-8055	ZE93-8056	-
SUZUKI							
RMZ250	07-20	M22xP1.5-32 H12L	ZE93-8052	-	ZE93-8055	ZE93-8056	-
RMZ450	05-20	M22xP1.5-32 H12L	ZE93-8052	-	ZE93-8055	ZE93-8056	-
RMX450Z	10-17	M22xP1.5-32 H12L	ZE93-8052	-	ZE93-8055	ZE93-8056	-
KTM							
85SX	04-22	M20xP1.5-30 H13L	-	ZE93-8043	-	ZE93-8046	ZE93-8049
	99-12	M20xP1.5-30 H13L	-	ZE93-8043	-	ZE93-8046	ZE93-8049
125SX	13-22	M25xP1.5-32 H18	-	ZE93-8063	-	-	ZE93-8069
	09-12	M20xP1.5-30 H13L	-	ZE93-8043	-	ZE93-8046	ZE93-8049
	13-22	M25xP1.5-32 H18	-	ZE93-8063	-	-	ZE93-8069
250SX	99-12	M20xP1.5-30 H13L	-	ZE93-8043	-	ZE93-8046	ZE93-8049
	13-22	M25xP1.5-32 H18	-	ZE93-8063	-	-	ZE93-8069
250SX-F	05-12	M20xP1.5-30 H13L	-	ZE93-8043	-	ZE93-8046	ZE93-8049
	13-22	M25xP1.5-32 H18	-	ZE93-8063	-	-	ZE93-8069
350SX-F	11-12	M20xP1.5-30 H13L	-	ZE93-8043	-	ZE93-8046	ZE93-8049
	13-22	M25xP1.5-32 H18	-	ZE93-8063	-	-	ZE93-8069
450SX-F	07-12	M20xP1.5-30 H13L	-	ZE93-8043	-	ZE93-8046	ZE93-8049
	13-22	M25xP1.5-32 H18	-	ZE93-8063	-	-	ZE93-8069
125EXC	99-16	M20xP1.5-30 H13L	-	ZE93-8043	-	ZE93-8046	ZE93-8049
150EXC	20-22	M20xP1.5-30 H13L	-	ZE93-8043	-	ZE93-8046	ZE93-8049
200EXC	99-16	M20xP1.5-30 H13L	-	ZE93-8043	-	ZE93-8046	ZE93-8049
250EXC	99-22	M20xP1.5-30 H13L	-	ZE93-8043	-	ZE93-8046	ZE93-8049
300EXC	99-22	M20xP1.5-30 H13L	-	ZE93-8043	-	ZE93-8046	ZE93-8049
250EXC-F	06-22	M20xP1.5-30 H13L	-	ZE93-8043	-	ZE93-8046	ZE93-8049
350EXC-F	12-22	M20xP1.5-30 H13L	-	ZE93-8043	-	ZE93-8046	ZE93-8049
450EXC-F	17-21	M20xP1.5-30 H13L	-	ZE93-8043	-	ZE93-8046	ZE93-8049
500EXC	12-22	M20xP1.5-30 H13L	-	ZE93-8043	-	ZE93-8046	ZE93-8049
125XC-W	17-19	M20xP1.5-30 H13L	-	ZE93-8043	-	ZE93-8046	ZE93-8049
150XC-W	17-22	M20xP1.5-30 H13L	-	ZE93-8043	-	ZE93-8046	ZE93-8049
200XC-W	06-16	M20xP1.5-30 H13L	-	ZE93-8043	-	ZE93-8046	ZE93-8049
250XC-W	06-22	M20xP1.5-30 H13L	-	ZE93-8043	-	ZE93-8046	ZE93-8049
300XC-W	06-22	M20xP1.5-30 H13L	-	ZE93-8043	-	ZE93-8046	ZE93-8049
450XC-W	07-16	M20xP1.5-30 H13L	-	ZE93-8043	-	ZE93-8046	ZE93-8049
500XC-W	12-16	M20xP1.5-30 H13L	-	ZE93-8043	-	ZE93-8046	ZE93-8049
250XCF-W	06-16	M20xP1.5-30 H13L	-	ZE93-8043	-	ZE93-8046	ZE93-8049
350XCF-W	12-22	M20xP1.5-30 H13L	-	ZE93-8043	-	ZE93-8046	ZE93-8049
500XCF-W	20-22	M20xP1.5-30 H13L	-	ZE93-8043	-	ZE93-8046	ZE93-8049
125XC	21-22	M20xP1.5-30 H13L	-	ZE93-8043	-	ZE93-8046	ZE93-8049
150XC	10-12	M20xP1.5-30 H13L	-	ZE93-8043	-	ZE93-8046	ZE93-8049
	13-14	M25xP1.5-32 H18	-	ZE93-8063	-	-	ZE93-8069
	06-12	M20xP1.5-30 H13L	-	ZE93-8043	-	ZE93-8046	ZE93-8049
250XC	13-22	M25xP1.5-32 H18	-	ZE93-8063	-	-	ZE93-8069
	06-12	M20xP1.5-30 H13L	-	ZE93-8043	-	ZE93-8046	ZE93-8049
300XC	13-22	M25xP1.5-32 H18	-	ZE93-8063	-	-	ZE93-8069
	07-12	M20xP1.5-30 H13L	-	ZE93-8043	-	ZE93-8046	ZE93-8049
	13-22	M25xP1.5-32 H18	-	ZE93-8063	-	-	ZE93-8069
350XC-F	11-12	M20xP1.5-30 H13L	-	ZE93-8043	-	ZE93-8046	ZE93-8049
	13-22	M25xP1.5-32 H18	-	ZE93-8063	-	-	ZE93-8069
450XC-F	13-22	M25xP1.5-32 H18	-	ZE93-8063	-	-	ZE93-8069



ZETA
OIL FILTER COVER

- CNC machined aluminum oil filter covers.
- Made of 7000 grade aluminum with a beautiful anodized finish and machined "ZETA" logo.
- Lighter than stock oil filter covers.
- Comes with cooling fins for heat dissipation.



CRF250R



YZ450F



KLX230



CRF250L

Bike	Year	Color		
		Red	Titanium	Blue
HONDA				
CRF250R	04-09	ZE90-1053	-	-
	10-17	ZE90-1063	-	-
	18-23	ZE90-1043	-	-
CRF450R	02-08	ZE90-1073	-	-
	09-16	ZE90-1083	-	-
CRF250RX	19-23	ZE90-1043	-	-
CRF450RX	17-23	ZE90-1093	-	-
CRF250X	04-17	ZE90-1053	-	-
CRF450X	05-17	ZE90-1073	-	-
CRF250L/M	12-21	ZE90-1023	-	-
CRF250L(S)	21	ZE90-1023	-	-
CRF250RALLY	17-21	ZE90-1023	-	-
CRF250RALLY(S)	21	ZE90-1023	-	-
CRF300L	21-22	ZE90-1023	-	-
CRF300L RALLY	21-22	ZE90-1023	-	-

Bike	Year	Color		
		Red	Blue	Black
YAMAHA				
YZ250F	14-23	-	ZE90-1362	-
YZ450F	10-22	-	ZE90-1362	-
YZ250FX	15-23	-	ZE90-1362	-
YZ450FX	16-23	-	ZE90-1362	-
WR250F	15-23	-	ZE90-1362	-
WR450F	16-23	-	ZE90-1362	-
SEROW250	05-20	-	-	ZE90-1321
TRICKER	04-18	-	-	ZE90-1321
XT250X	06-17	-	-	ZE90-1321
WR250R/X	07-20	-	ZE90-1312	-

Bike	Year	Color		
		Red	Green	Black
KAWASAKI				
KX450F	06-15	ZE90-1173	-	-
	16-18	-	ZE90-1185	-
KX450	19-23	-	ZE90-1185	-
KX450X	21-23	-	ZE90-1185	-
KLX450R	08-15	ZE90-1173	-	-
KLX125,D-TRACKER125	10-16	ZE90-1193	-	-
KLX150BF	16-17	ZE90-1193	-	-
KLX150L	15-18	ZE90-1193	-	-
KLX150S	09-13	ZE90-1193	-	-
KLX230R	20-21	-	-	ZE90-1121
KLX230	20-21	-	-	ZE90-1121

Bike	Year	Color		
		Red	Titanium	Orange
KTM				
250SX-F	13-23	-	-	ZE90-1447
250XC-F	13-23	-	-	ZE90-1447
250EXC-F	14-23	-	-	ZE90-1447
250XCF-W	14-16	-	-	ZE90-1447
350SX-F/EXC-F	11-23	-	-	ZE90-1447
350XC-F	11-23	-	-	ZE90-1447
350XCF-W	11-22	-	-	ZE90-1447
400XC-W	09-10	-	-	ZE90-1447
450EXC/XC-W/XC-F	09-11	-	-	ZE90-1447
	09-12	-	-	ZE90-1447
450SX-F	13-15	-	-	ZE90-1457
	16-23	-	-	ZE90-1447
	13-15	-	-	ZE90-1457
450XC-F	16-23	-	-	ZE90-1447
	12-16	-	-	ZE90-1457
450EXC-F	17-23	-	-	ZE90-1447
450XCF-W	23	-	-	ZE90-1447
500XC-W	12-16	-	-	ZE90-1457
500EXC	12-16	-	-	ZE90-1457
500EXC-F/XC-FW	17-23	-	-	ZE90-1447
530EXC/XC-W	09-11	-	-	ZE90-1447
450SMR	09-10	-	-	ZE90-1447
FREERIDE 250F	18-19	-	-	ZE90-1447
FREERIDE 350	12-17	-	-	ZE90-1447



CONTROL



LEVER



HANDLEBAR ACCESSORIES



HAND GUARD



BODY GUARD



BODY PARTS



FOOT PARTS



SUSPENSION



ACCESSORIES



CARBON



Bike	Year	Size	Part number	
			Blue	Red
HONDA				
CR85R/RII	03-07	M12X15-P1.5	ZE58-1522	ZE58-1523
CR125R/250R	02-07	M12X15-P1.5	ZE58-1522	ZE58-1523
CRF125F	14-23	M12X15-P1.5	ZE58-1522	ZE58-1523
CRM250R	89-96	M12X15-P1.5	ZE58-1522	ZE58-1523
CRM250AR	97-00	M12X15-P1.5	ZE58-1522	ZE58-1523
GROM	13-20	M12X15-P1.5	ZE58-1522	ZE58-1523
CT125	20-22	M12X15-P1.5	ZE58-1522	ZE58-1523
TRAIL125	21-22	M12X15-P1.5	ZE58-1522	ZE58-1523
MONKEY125	19-21	M12X15-P1.5	ZE58-1522	ZE58-1523
CRF250L/M	12-21	M12X15-P1.5	ZE58-1522	ZE58-1523
CRF250L(S)	21	M12X15-P1.5	ZE58-1522	ZE58-1523
CRF250RALLY	17-21	M12X15-P1.5	ZE58-1522	ZE58-1523
CRF250RALLY(S)	21	M12X15-P1.5	ZE58-1522	ZE58-1523
CRF300L	21-22	M12X15-P1.5	ZE58-1522	ZE58-1523
CRF300RALLY	21-22	M12X15-P1.5	ZE58-1522	ZE58-1523
CRF1000L AFRICA TWIN/DCT	16-19	M12X15-P1.5	ZE58-1522	ZE58-1523
CRF1100L AFRICA TWIN/DCT	20-21	M12X15-P1.5	ZE58-1522	ZE58-1523
CRF1100L AFRICA TWIN ADV SPORTS ES/DCT	20-21	M12X15-P1.5	ZE58-1522	ZE58-1523
XR50R/CRF50F	99-17	M12X15-P1.5	ZE58-1522	ZE58-1523
XR70R/CRF70F	97-11	M12X15-P1.5	ZE58-1522	ZE58-1523
XR100R/CRF100F	90-13	M12X15-P1.5	ZE58-1522	ZE58-1523
XR250/BAJA	95-07	M12X15-P1.5	ZE58-1522	ZE58-1523
XR250MOTARD	03-07	M12X15-P1.5	ZE58-1522	ZE58-1523
XR400MOTARD	05-08	M12X15-P1.5	ZE58-1522	ZE58-1523
XR250R	90-04	M12X15-P1.5	ZE58-1522	ZE58-1523
XR400R	96-04	M12X15-P1.5	ZE58-1522	ZE58-1523
XR600R	90-00	M12X15-P1.5	ZE58-1522	ZE58-1523
XR650R	00-06	M12X15-P1.5	ZE58-1522	ZE58-1523

YAMAHA				
YZ125	05-23	M10X15-P1.25	ZE58-1222	ZE58-1223
YZ250	97-23	M12X15-P1.5	ZE58-1522	ZE58-1523
YZ250F	01-23	M10X15-P1.25	ZE58-1222	ZE58-1223
YZ450F	03-09	M10X15-P1.25	ZE58-1222	ZE58-1223
YZ450F	14-23	M10X15-P1.25	ZE58-1222	ZE58-1223
YZ125X	17-23	M10X15-P1.25	ZE58-1222	ZE58-1223
YZ250X	16-23	M12X15-P1.5	ZE58-1522	ZE58-1523
YZ250FX	15-23	M10X15-P1.25	ZE58-1222	ZE58-1223
YZ450FX	16-23	M10X15-P1.25	ZE58-1222	ZE58-1223
WR250F	01-23	M10X15-P1.25	ZE58-1222	ZE58-1223
WR450F	04-11	M10X15-P1.25	ZE58-1222	ZE58-1223
WR450F	16-23	M10X15-P1.25	ZE58-1222	ZE58-1223
TRICKER	04-18	M12X15-P1.5	ZE58-1522	ZE58-1523
SEROW250	05-20	M12X15-P1.5	ZE58-1522	ZE58-1523
XT250X	06-17	M12X15-P1.5	ZE58-1522	ZE58-1523
WR250R/X	07-20	M12X15-P1.5	ZE58-1522	ZE58-1523
TENERE700	20-22	M14X14-P1.5	ZE58-1622	ZE58-1623

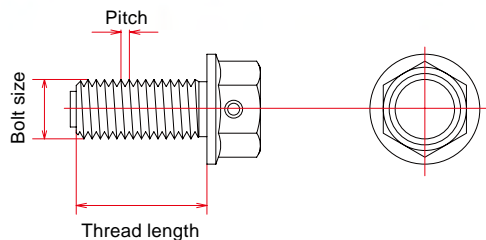

KAWASAKI				
KX65	00-23	M10X15-P1.5	ZE58-1322	ZE58-1323
KX85/100	01-23	M10X15-P1.5	ZE58-1322	ZE58-1323
KX112	22-23	M10X15-P1.5	ZE58-1322	ZE58-1323
KX125	96-08	M10X15-P1.5	ZE58-1322	ZE58-1323
KX250	96-08	M10X15-P1.5	ZE58-1322	ZE58-1323
KX250F	04-18	M10X15-P1.5	ZE58-1322	ZE58-1323
KX250	19-20	M10X15-P1.5	ZE58-1322	ZE58-1323
KX450F	06-15	M10X22-P1.5	ZE58-1342	ZE58-1343
KX450F	16-18	M10X15-P1.5	ZE58-1322	ZE58-1323
KLX450R	08-09	M10X22-P1.5	ZE58-1342	ZE58-1343
KLX110/L	02-20	M12X15-P1.5	ZE58-1522	ZE58-1523
KLX110R L	21-22	M12X15-P1.5	ZE58-1522	ZE58-1523
KLX125-D-TRACKER125	10-16	M12X15-P1.5	ZE58-1522	ZE58-1523
KLX150BF	16	M12X15-P1.5	ZE58-1522	ZE58-1523
KLX150S	09-13	M12X15-P1.5	ZE58-1522	ZE58-1523
KLX230	20-22	M10X15-P1.5	ZE58-1322	ZE58-1323
KLX230S	22	M10X15-P1.5	ZE58-1322	ZE58-1323
KLX230R	20-23	M10X15-P1.5	ZE58-1322	ZE58-1323
KLX230R S	22-23	M10X15-P1.5	ZE58-1322	ZE58-1323
KLX250/D-TRACKER	98-20	M10X15-P1.5	ZE58-1322	ZE58-1323
KLX300R	20	M10X15-P1.5	ZE58-1322	ZE58-1323
VERSYS-X250	17-21	M12X15-P1.5	ZE58-1522	ZE58-1523
VERSYS-X300	17-21	M12X15-P1.5	ZE58-1522	ZE58-1523
VERSYS650	10-21	M12X15-P1.5	ZE58-1522	ZE58-1523
VERSYS1000	12-21	M12X15-P1.5	ZE58-1522	ZE58-1523

SUZUKI				
RMZ250	07-22	M12X10-P1.25	ZE58-1412	ZE58-1413
250SB	02-06	M10X15-P1.5	ZE58-1322	ZE58-1323
DRZ400S/E/SM (CRANKCASE)	00-19	M12X10-P1.25	ZE58-1412	ZE58-1413
DRZ400S/E/SM (FRAME)	00-19	M10X15-P1.25	ZE58-1222	ZE58-1223
V-STROM250	17-21	M14X10-P1.25	ZE58-1612	ZE58-1613
V-STROM650/XT	04-21	M12X10-P1.25	ZE58-1412	ZE58-1413
V-STROM1000/XT	02-19	M14X10-P1.25	ZE58-1612	ZE58-1613
V-STROM1050/XT	20-21	M14X10-P1.25	ZE58-1612	ZE58-1613

Bike	Year	Size	Part number		
			Blue	Orange	H-Blue
KTM					
50SX	09-23				
65SX	09-23				
85SX	18-23				
125-530 EXC-R	-11				
250SX/250SX-F/250XC/250XC-F/300XC/350SX-F/350XC-F	-22				
125SX/125XC/150XC-W/150EXC/250XC-W/250EXC/250EXC-F/300XC-W/300EXC/350EXC-F/450SX-F/450XC-F/450EXC-F/500EXC-F	-23	M12X12-P1.5*	ZE58-1512	ZE58-1517	ZE58-1519
450-690 SMR/SMC/ENDURO/R/ADVENTURE/SUPERMOTO/R/DUKE/ATV SX/XC	-22				
FREERIDE250F	18				
FREERIDE250R	14-17				
FREERIDE350	12-17				


MAGNETIC DRAIN BOLT

- Magnetic drain bolts designed to pick up excess bits of metal in your engine oil.
- Made of 7000 grade aluminum. Light weight design.
- Press fit magnet on the drain plugs.
- Includes safety wire holes to prevent mispaced part.
- Available in blue, red, orange and h-blue anodized colors.



Bolt size Thread length Pitch
M10 x 15-P1.5

Bike	Year	Size	Part number		
			Blue	Orange	H-Blue
HUSQVARNA					
TC50	18-23				
TC65	18-23				
TC85	14-23				
TC125/250	14-22	M12X12-P1.5*	ZE58-1512	ZE58-1517	ZE58-1519
TE125-300	14-23				
FC250-450	14-22				
FE250-501	14-23				
TX/FX125-450	17-22				
GASGAS					
MC50	21-23				
MC65	21-23				
MC85	21-23				
MC125	21-23				
MC250	22-23				
MC250F	21-23				
MC350F	22-23				
MC450F	21-23	M12X12-P1.5*	ZE58-1512	ZE58-1517	ZE58-1519
EC250	21-23				
EC300	21-23				
EC250F	21-23				
EX250F	21-23				
EX250	22-23				
EX300	21-23				
EX350F	21-23				
EX450F	21-23				



CRF450R
15-16

CRF450R
17-20



YZ450F 18-20
YZ450FX 19-20



WR250R/X



CRF250L/M

KLX250/300
/D-TRACKER
/250SB

ZETA CLUTCH CABLE GUIDE


- CNC machined aluminum clutch cable guide eliminates the flex on stock cable guide.
- Made of CNC machined 7000 grade aluminum.
- Lighter weight than stock cable guides but stronger than stock guide.
- Exactly the same products used by , SUZUKI Europe, SRM.

Bike	Year	Color	
		Red	Blue
HONDA			
CRF250R	10-13	ZE94-0111	-
	18-23	ZE94-0171	-
CRF450R	15-16	ZE94-0151	-
	17-20	ZE94-0161	-
CRF250RX	19-22	ZE94-0171	-
CRF450RX	17-20	ZE94-0161	-
CRF450X	19-23	ZE94-0161	-
CRF450L	19-20	ZE94-0161	-
CRF450RL	21-23	ZE94-0161	-
CRF250L/M	12-20	ZE94-0181	-
YAMAHA			
YZ450F	10-13	-	ZE94-0662
	18-22	-	ZE94-0632
YZ450FX	19-23	-	ZE94-0632
WR450F	19-22	-	ZE94-0632
WR250R/X	07-20	-	ZE94-0682
KAWASAKI			
KLX300R	98-22	ZE94-0381	-
KLX250/D-TRACKER	98-20	ZE94-0381	-
KLX300R	23	ZE94-0381	-
KLX300SM	22-23	ZE94-0381	-
SUZUKI			
250SB	02-06	ZE94-0381	-



ZETA BRAKE LINE CLAMP

- Light weight and durable brake line clamp.
- Strongly clamp your brake line while reducing bike weight.
- Available in red and blue anodized colors.
- Made of CNC machined 7000 grade aluminum.



Bike	Year	Color	
		Red	Blue
HONDA			
CR80R/85R	96-07	ZE92-0106	ZE92-0107
CR125/250R	90-03	ZE92-0106	ZE92-0107
	04-07	ZE92-0206	ZE92-0207
CRF150R	07-22	ZE92-0106	ZE92-0107
CRF250R	04-23	ZE92-0206	ZE92-0207
CRF450R	02-03	ZE92-0106	ZE92-0107
	04-23	ZE92-0206	ZE92-0207
CRF250RX	19-23	ZE92-0206	ZE92-0207
CRF450RX	17-23	ZE92-0206	ZE92-0207
CRF250X	06-17	ZE92-0206	ZE92-0207
CRF450X	05-17	ZE92-0206	ZE92-0207
CRF250F	19-22	ZE92-0106	ZE92-0107
CRM250R/AR	91-98	ZE92-0106	ZE92-0107
CRF150L	12-20	ZE92-0206	ZE92-0207
CRF250L/M	12-20	ZE92-0206	ZE92-0207
CRF250RALLY	17-20	ZE92-0206	ZE92-0207
XR250/BAJA/MOTARD	95-07	ZE92-0106	ZE92-0107
CRF300L	21-22	ZE92-0206	ZE92-0207
CRF300L RALLY	21-22	ZE92-0206	ZE92-0207
XR400MOTARD	05-08	ZE92-0106	ZE92-0107
YAMAHA			
YZ65	18-23	ZE92-0206	ZE92-0207
YZ85	19-23	ZE92-0206	ZE92-0207
YZ125/250	05-08	ZE92-4106	ZE92-4107
	09-23	ZE92-0206	ZE92-0207
YZ250F	05-08	ZE92-4106	ZE92-4107
	09-23	ZE92-0206	ZE92-0207
YZ450F	05-08	ZE92-4106	ZE92-4107
	09-22	ZE92-0206	ZE92-0207
YZ125X	17-23	ZE92-0206	ZE92-0207
YZ250X	16-23	ZE92-0206	ZE92-0207
YZ250FX	15-23	ZE92-0206	ZE92-0207
YZ450FX	16-23	ZE92-0206	ZE92-0207
WR250F	05-19	ZE92-4106	ZE92-4107
WR450F	05-18	ZE92-4106	ZE92-4107
WR250R/X	07-20	ZE92-4106	ZE92-4107
KAWASAKI			
KX65	00-23	ZE92-2106	ZE92-2107
KX80/85/100	89-23	ZE92-2106	ZE92-2107
	23	ZE92-2106	ZE92-2107
KX112	92-08	ZE92-2106	ZE92-2107
KX125/250	04-18	ZE92-2106	ZE92-2107
KX250F	19-23	ZE92-2106	ZE92-2107
KX250	06-18	ZE92-2106	ZE92-2107
KX450F	19-23	ZE92-2106	ZE92-2107
KX450	21-23	ZE92-2106	ZE92-2107
KX250X	21-23	ZE92-2106	ZE92-2107
KX450X	21-23	ZE92-2106	ZE92-2107
KLX450R	08-15	ZE92-2106	ZE92-2107
KLX125.D-TRACKER125	10-16	ZE92-2106	ZE92-2107
KLX150BF	16-17	ZE92-2106	ZE92-2107
SUZUKI			
RM85	02-21	ZE92-2106	ZE92-2107
RM125/250	01-13	ZE92-2106	ZE92-2107
RMZ250	04-22	ZE92-2106	ZE92-2107
RMZ450	05-22	ZE92-2106	ZE92-2107
RMX450Z	10-19	ZE92-2106	ZE92-2107
DRZ400SM	05-21	ZE92-2106	ZE92-2107

CONTROL



LEVER



HANDLEBAR
ACCESSORIES



HAND
GUARD



BODY
GUARD



BODY
PARTS



FOOT
PARTS



SUSPENSION



ACCESSORIES



CARBON





ZETA
BRAKE RESERVOIR COVER

- Made of CNC machined 7000 grade aluminum.
- Anodized finish colors. Available in red, blue, orange, green and black.
- Available for MX, ED and dual sport bikes.

Application : P97-98 ➔

- Brake Reservoir Cover Front
- Clutch Reservoir Cover Front
- Brake Reservoir Cover Rear

NEW DESIGN

**COMPETITION MODEL
FRONT BRAKE**



Black Red Green

**COMPETITION MODEL
FRONT CLUTCH**



Black Red Green

**DUAL SPORT MODEL
FRONT CLUTCH**



Black Red Blue

**COMPETITION MODEL
REAR BRAKE**



Black



CONTROL



LEVER



HANDLEBAR
ACCESSORIES



HAND
GUARD



BODY
GUARD



BODY
PARTS



FOOT
PARTS



SUSPENSION



ACCESSORIES



CARBON



Brake Reservoir Cover Front



Brake Reservoir Cover Front						
Bike	Year	Color		Color(New Design)		
		Red	Blue	Black	Red	Blue
HONDA						
CR80R/85R	98-07	ZE86-1103	ZE86-1101	ZE86-8000	ZE86-8002	ZE86-8005
CR125/250R	96-07	ZE86-1103	ZE86-1101	ZE86-8000	ZE86-8002	ZE86-8005
CRF150R	07-22	ZE86-1103	ZE86-1101	ZE86-8000	ZE86-8002	ZE86-8005
CRF250R	04-23	ZE86-1103	ZE86-1101	ZE86-8000	ZE86-8002	ZE86-8005
CRF450R	02-23	ZE86-1103	ZE86-1101	ZE86-8000	ZE86-8002	ZE86-8005
CRF250RX	19-23	ZE86-1103	ZE86-1101	ZE86-8000	ZE86-8002	ZE86-8005
CRF450RX	17-23	ZE86-1103	ZE86-1101	ZE86-8000	ZE86-8002	ZE86-8005
CRF450L	19-20	ZE86-1103	ZE86-1101	ZE86-8000	ZE86-8002	ZE86-8005
CRF450RL	21-23	ZE86-1103	ZE86-1101	ZE86-8000	ZE86-8002	ZE86-8005
CRF250X	04-17	ZE86-1103	ZE86-1101	ZE86-8000	ZE86-8002	ZE86-8005
CRF450X	05-23	ZE86-1103	ZE86-1101	ZE86-8000	ZE86-8002	ZE86-8005
CRF125F	14-23	ZE86-1103	ZE86-1101	ZE86-8000	ZE86-8002	ZE86-8005
CRF150F	03-17	ZE86-1103	ZE86-1101	ZE86-8000	ZE86-8002	ZE86-8005
CRF230F	03-17	ZE86-1103	ZE86-1101	ZE86-8000	ZE86-8002	ZE86-8005
CRF250F	19-23	ZE86-1103	ZE86-1101	ZE86-8000	ZE86-8002	ZE86-8005
CC110	22	ZE86-1103	ZE86-1101	ZE86-8000	ZE86-8002	ZE86-8005
CT125	20-22	ZE86-1103	ZE86-1101	ZE86-8000	ZE86-8002	ZE86-8005
TRAIL125	21-22	ZE86-1103	ZE86-1101	ZE86-8000	ZE86-8002	ZE86-8005
XR50	05-08	ZE86-1503	ZE86-1501	ZE86-8300	ZE86-8302	ZE86-8306
XR100MOTARD	05-08	ZE86-1503	ZE86-1501	ZE86-8300	ZE86-8302	ZE86-8306
GRM50/80	88-98	ZE86-1503	ZE86-1501	ZE86-8300	ZE86-8302	ZE86-8306
MONKEY125	19-22	ZE86-1103	ZE86-1101	ZE86-8000	ZE86-8002	ZE86-8005
FTR223	00-08	ZE86-1503	ZE86-1501	ZE86-8300	ZE86-8302	ZE86-8306
SL230	97-05	ZE86-1503	ZE86-1501	ZE86-8300	ZE86-8302	ZE86-8306
XR230/MOTARD	05-12	ZE86-1503	ZE86-1501	ZE86-8300	ZE86-8302	ZE86-8306
CRM250R/AR	89-98	ZE86-1503	ZE86-1501	ZE86-8300	ZE86-8302	ZE86-8306
CRF250L	12-21	ZE86-1503	ZE86-1501	ZE86-8300	ZE86-8302	ZE86-8306
CRF250L(S)	21	ZE86-1503	ZE86-1501	ZE86-8300	ZE86-8302	ZE86-8306
CRF250M	13-17	ZE86-1503	ZE86-1501	ZE86-8300	ZE86-8302	ZE86-8306
CRF250RALLY	17-21	ZE86-1503	ZE86-1501	ZE86-8300	ZE86-8302	ZE86-8306
CRF250RALLY(S)	21	ZE86-1503	ZE86-1501	ZE86-8300	ZE86-8302	ZE86-8306
CRF300L	21-22	ZE86-1503	ZE86-1501	ZE86-8300	ZE86-8302	ZE86-8306
CRF300L RALLY	21-22	ZE86-1503	ZE86-1501	ZE86-8300	ZE86-8302	ZE86-8306
XR250/MOTARD	95-07	ZE86-1503	ZE86-1501	ZE86-8300	ZE86-8302	ZE86-8306
XR400/MOTARD	05-07	ZE86-1503	ZE86-1501	ZE86-8300	ZE86-8302	ZE86-8306
TRX450ER	04-09	ZE86-1503	ZE86-1501	ZE86-8300	ZE86-8302	ZE86-8306
TRX450ER	06-09	ZE86-1503	ZE86-1501	ZE86-8300	ZE86-8302	ZE86-8306
TRX400EX	99-08	ZE86-1503	ZE86-1501	ZE86-8300	ZE86-8302	ZE86-8306
TRX300EX	93-08	ZE86-1503	ZE86-1501	ZE86-8300	ZE86-8302	ZE86-8306
YAMAHA						
YZ65	18-23	ZE86-2103	ZE86-2101	-	-	-
YZ85	03-23	ZE86-2103	ZE86-2101	-	-	-
YZ125/250	02-07	ZE86-2103	ZE86-2101	-	-	-
YZ250F	08-23	ZE86-2303	ZE86-2301	-	-	-
YZ250F	02-06	ZE86-2103	ZE86-2101	-	-	-
YZ250F	07-23	ZE86-2303	ZE86-2301	-	-	-
YZ426F-450F	02-07	ZE86-2103	ZE86-2101	-	-	-
YZ125X	08-23	ZE86-2303	ZE86-2301	-	-	-
YZ250X	17-23	ZE86-2303	ZE86-2301	-	-	-
YZ250FX	16-23	ZE86-2303	ZE86-2301	-	-	-
YZ450FX	15-23	ZE86-2303	ZE86-2301	-	-	-
WR250F	16-23	ZE86-2303	ZE86-2301	-	-	-
WR250F	02-16	ZE86-2103	ZE86-2101	-	-	-
WR450F	17-23	ZE86-2303	ZE86-2301	-	-	-
WR450F	04-15	ZE86-2103	ZE86-2101	-	-	-
TRICKER	16-23	ZE86-2303	ZE86-2301	-	-	-
SEROW250	04-18	ZE86-1503	ZE86-1501	ZE86-8300	ZE86-8302	ZE86-8306
XTZ125	05-20	ZE86-1503	ZE86-1501	ZE86-8300	ZE86-8302	ZE86-8306
XT250	03-17	ZE86-1503	ZE86-1501	ZE86-8300	ZE86-8302	ZE86-8306
XT250X	08-22	ZE86-1503	ZE86-1501	ZE86-8300	ZE86-8302	ZE86-8306
WR155R	06-17	ZE86-1503	ZE86-1501	ZE86-8300	ZE86-8302	ZE86-8306
WR250R	20	ZE86-1503	ZE86-1501	ZE86-8300	ZE86-8302	ZE86-8306
WR250R	07-20	ZE86-1503	ZE86-1501	ZE86-8300	ZE86-8302	ZE86-8306
WR250X	07-17	ZE86-1503	ZE86-1501	ZE86-8300	ZE86-8302	ZE86-8306
YZF450	07-10	ZE86-1503	ZE86-1501	ZE86-8300	ZE86-8302	ZE86-8306
RAPTOR250	08	ZE86-1503	ZE86-1501	ZE86-8300	ZE86-8302	ZE86-8306
RAPTOR700	07-10	ZE86-1503	ZE86-1501	ZE86-8300	ZE86-8302	ZE86-8306
KAWASAKI						
KX65	01-23	ZE86-2103	ZE86-2101	-	-	-
KX80	98-00	ZE86-2103	ZE86-2101	-	-	-
KX85	01-23	ZE86-2103	ZE86-2101	-	-	-
KX100	98-21	ZE86-2103	ZE86-2101	-	-	-
KX112	22-23	ZE86-2103	ZE86-2101	-	-	-
KX125	92-08	ZE86-2103	ZE86-2101	-	-	-
KX250	93-08	ZE86-2103	ZE86-2101	-	-	-
KX250F	04-18	ZE86-2103	ZE86-2101	-	-	-
KX250	19-20	ZE86-2103	ZE86-2101	-	-	-
KX250X	21-23	ZE86-1103	ZE86-1101	ZE86-8000	ZE86-8002	ZE86-8005
KX450F	21-23	ZE86-1103	ZE86-1101	ZE86-8000	ZE86-8002	ZE86-8005
KX450X	06-18	ZE86-1103	ZE86-1101	ZE86-8000	ZE86-8002	ZE86-8005
KX450X	19-23	ZE86-1103	ZE86-1101	ZE86-8000	ZE86-8002	ZE86-8005
KSR50/80/110	21-23	ZE86-1103	ZE86-1101	ZE86-8000	ZE86-8002	ZE86-8005
KDX125	92-99	ZE86-1503	ZE86-1501	ZE86-8300	ZE86-8302	ZE86-8306
KDX220	94-99	ZE86-1503	ZE86-1501	ZE86-8300	ZE86-8302	ZE86-8306
KDX250	92-94	ZE86-1503	ZE86-1501	ZE86-8300	ZE86-8302	ZE86-8306
KLX125	10-16	ZE86-1503	ZE86-1501	ZE86-8300	ZE86-8302	ZE86-8306
KLX140L	08-20	ZE86-1503	ZE86-1501	ZE86-8300	ZE86-8302	ZE86-8306
KLX140G	17-20	ZE86-1503	ZE86-1501	ZE86-8300	ZE86-8302	ZE86-8306
KLX150BF	16	ZE86-1503	ZE86-1501	ZE86-8300	ZE86-8302	ZE86-8306
KLX150S	09-13	ZE86-1503	ZE86-1501	ZE86-8300	ZE86-8302	ZE86-8306
KLX230	20-22	ZE86-1503	ZE86-1501	ZE86-8300	ZE86-8302	ZE86-8306
KLX230R	20-23	ZE86-1503	ZE86-1501	ZE86-8300	ZE86-8302	ZE86-8306
KLX230R S	22-23	ZE86-1503	ZE86-1501	ZE86-8300	ZE86-8302	ZE86-8306
KLX250	93-20	ZE86-1503	ZE86-1501	ZE86-8300	ZE86-8302	ZE86-8306
KLX300/SM	23	ZE86-1503	ZE86-1501	ZE86-8300	ZE86-8302	ZE86-8306
KLX300R	96-07	ZE86-1503	ZE86-1501	ZE86-8300	ZE86-8302	ZE86-8306
KLX450R	20	ZE86-2103	ZE86-2101	-	-	-
KLX450R	08-15	ZE86-2103	ZE86-2101	-	-	-
D-TRACKER125	19	ZE86-1503	ZE86-1501	ZE86-8300	ZE86-8302	ZE86-8306
D-TRACKER/X	10-16	ZE86-1503	ZE86-1501	ZE86-8300	ZE86-8302	ZE86-8306
VERSYS-X250	98-16	ZE86-1503	ZE86-1501	ZE86-8300	ZE86-8302	ZE86-8306
VERSYS-X250	17-19	ZE86-1503	ZE86-1501	ZE86-8300	ZE86-8302	ZE86-8306
VERSYS-X250	20-22	ZE86-1503	ZE86-1501	ZE86-8300	ZE86-8302	ZE86-8306
TOURER	17-22	ZE86-1503	ZE86-1501	ZE86-8300	ZE86-8302	ZE86-8306
VERSYS-X300	17-22	ZE86-1503	ZE86-1501	ZE86-8300	ZE86-8302	ZE86-8306
KFX450R	08-09	ZE86-1503	ZE86-1501	ZE86-8300	ZE86-8302	ZE86-8306
KFX700	04-09	ZE86-1503	ZE86-1501	ZE86-8300	ZE86-8302	ZE86-8306
SUZUKI						
RM80/85	94-21	ZE86-2103	ZE86-2101	-	-	-
RM125/250	04-08	ZE86-2103	ZE86-2101	-	-	-
RMZ250	04-22	ZE86-2103	ZE86-2101	-	-	-
RMZ450	05-22	ZE86-2103	ZE86-2101	-	-	-
RMX450Z	10-17	ZE86-2103	ZE86-2101	-	-	-
RMX250S	89-98	ZE86-1503	ZE86-1501	ZE86-8300	ZE86-8302	ZE86-8306
DR250R	95-06	ZE86-1503	ZE86-1501	ZE86-8300	ZE86-8302	ZE86-8306
DJEBEL250XC	95-06	ZE86-1503	ZE86-1501	ZE86-8300	ZE86-8302	ZE86-8306
DR250B	02-06	ZE86-1503	ZE86-1501	ZE86-8300	ZE86-8302	ZE86-8306
DRZ400S/SM	00-21	ZE86-1503	ZE86-1501	ZE86-8300	ZE86-8302	ZE86-8306
DR200S	15-19	ZE86-1503	ZE86-1501	ZE86-8300	ZE86-8302	ZE86-8306
LT-R450	06-09	ZE86-1503	ZE86-1501	ZE86-8300	ZE86-8302	ZE86-8306
LT-Z400/Z	03-08	ZE86-1503	ZE86-1501	ZE86-8300	ZE86-8302	ZE86-8306
LT-Z250	04-08	ZE86-1503	ZE86-1501	ZE86-8300	ZE86-8302	ZE86-8306
BETA						
RR2T	13-23	ZE86-1103	ZE86-1101	ZE86-8000	ZE86-8002	ZE86-8005
RR4T/RS4T	12-23	ZE86-1103	ZE86-1101	ZE86-8000	ZE86-8002	ZE86-8005
X-TRAINER	15-22	ZE86-1103	ZE86-1101	ZE86-8000	ZE86-8002	ZE86-8005

Brake Reservoir Cover Front						
Bike	Year	Color		Color(New Design)		
		Blue	Orange	Black	Orange	H-Blue
KTM						
65SX	14-22	ZE86-3202	ZE86-3210	-	-	-
85SX	13-20	ZE86-3202	ZE86-3210	-	-	-
125SX	05-23	ZE86-1302	ZE86-1310	ZE86-8400	ZE86-8403	ZE86-8409
144SX	07-08	ZE86-1302	ZE86-1310	ZE86-8400	ZE86-8403	ZE86-8409
150SX	09-22	ZE86-1302	ZE86-1310	ZE86-8400	ZE86-8403	ZE86-8409
250SX	05-23	ZE86				

Brake Reservoir Cover Front

Clutch Reservoir Cover					
Bike	Year	Color(New Design)			
		Black	Red	Green	
HONDA					
CRF450R	21-23	ZE86-8100	ZE86-8102	ZE86-8105	
CRF450RX	21-23	ZE86-8100	ZE86-8102	ZE86-8105	
KAWASAKI					
KX250	21-23	ZE86-8100	ZE86-8102	ZE86-8105	
KX250X	21-23	ZE86-8100	ZE86-8102	ZE86-8105	
KX450	19-23	ZE86-8100	ZE86-8102	ZE86-8105	
KX450X	21-23	ZE86-8100	ZE86-8102	ZE86-8105	

Clutch Reservoir Cover						
Bike	Year	Color		Color(New Design)		
		Blue	Orange	Black	Orange	H-Blue
KTM						
65SX	14-22	ZE86-3102	ZE86-3110	-	-	-
85SX	13-20	ZE86-3102	ZE86-3110	-	-	-
125SX	09-15	ZE86-1402	ZE86-1410	-	-	-
	16-23	ZE86-1302	ZE86-1310	ZE86-8400	ZE86-8403	ZE86-8409
150SX	09-15	ZE86-1402	ZE86-1410	-	-	-
	16-22	ZE86-1302	ZE86-1310	ZE86-8400	ZE86-8403	ZE86-8409
250SX	06-23	ZE86-1302	ZE86-1310	ZE86-8400	ZE86-8403	ZE86-8409
250SX-F	07-23	ZE86-1302	ZE86-1310	ZE86-8400	ZE86-8403	ZE86-8409
300SX	23	ZE86-1302	ZE86-1310	ZE86-8400	ZE86-8403	ZE86-8409
350SX-F	11-23	ZE86-1302	ZE86-1310	ZE86-8400	ZE86-8403	ZE86-8409
450SX-F	09-12	ZE86-1402	ZE86-1410	-	-	-
	13-23	ZE86-1302	ZE86-1310	ZE86-8400	ZE86-8403	ZE86-8409
125EXC	09-16	ZE86-1402	ZE86-1410	-	-	-
150EXC/TPI	20-23	ZE86-1302	ZE86-1310	ZE86-8400	ZE86-8403	ZE86-8409
200EXC	09-15	ZE86-1402	ZE86-1410	-	-	-
	16	ZE86-1302	ZE86-1310	ZE86-8400	ZE86-8403	ZE86-8409
250EXC/TPI	06-23	ZE86-1302	ZE86-1310	ZE86-8400	ZE86-8403	ZE86-8409
300EXC/TPI	06-23	ZE86-1302	ZE86-1310	ZE86-8400	ZE86-8403	ZE86-8409
250XC-F	06-23	ZE86-1302	ZE86-1310	ZE86-8400	ZE86-8403	ZE86-8409
350XC-F	12-23	ZE86-1302	ZE86-1310	ZE86-8400	ZE86-8403	ZE86-8409
400XC	09-11	ZE86-1302	ZE86-1310	ZE86-8400	ZE86-8403	ZE86-8409
450XC-R	08	ZE86-1302	ZE86-1310	ZE86-8400	ZE86-8403	ZE86-8409
450XC	07-16	ZE86-1302	ZE86-1310	ZE86-8400	ZE86-8403	ZE86-8409
450XC-F	17-23	ZE86-1302	ZE86-1310	ZE86-8400	ZE86-8403	ZE86-8409
500XC	12-16	ZE86-1302	ZE86-1310	ZE86-8400	ZE86-8403	ZE86-8409
500XC-F	17-23	ZE86-1302	ZE86-1310	ZE86-8400	ZE86-8403	ZE86-8409
525XC	07	ZE86-1302	ZE86-1310	ZE86-8400	ZE86-8403	ZE86-8409
530XC	09-11	ZE86-1302	ZE86-1310	ZE86-8400	ZE86-8403	ZE86-8409
530XC-R	08	ZE86-1302	ZE86-1310	ZE86-8400	ZE86-8403	ZE86-8409
125XC	21-23	ZE86-1302	ZE86-1310	ZE86-8400	ZE86-8403	ZE86-8409
150XC	10-14	ZE86-1402	ZE86-1410	-	-	-
200XC	09	ZE86-1402	ZE86-1410	-	-	-
250XC/TPI	06-23	ZE86-1302	ZE86-1310	ZE86-8400	ZE86-8403	ZE86-8409
300XC/TPI	06-23	ZE86-1302	ZE86-1310	ZE86-8400	ZE86-8403	ZE86-8409
250XC-F	07-23	ZE86-1302	ZE86-1310	ZE86-8400	ZE86-8403	ZE86-8409
350XC-F	11-23	ZE86-1302	ZE86-1310	ZE86-8400	ZE86-8403	ZE86-8409
450XC-F	13-23	ZE86-1302	ZE86-1310	ZE86-8400	ZE86-8403	ZE86-8409
505XC-F	09	ZE86-1402	ZE86-1410	-	-	-
125XC-W	17-19	ZE86-1302	ZE86-1310	ZE86-8400	ZE86-8403	ZE86-8409
150XC-W/TPI	17-23	ZE86-1302	ZE86-1310	ZE86-8400	ZE86-8403	ZE86-8409
200XC-W	09-16	ZE86-1402	ZE86-1410	-	-	-
250/300XC-W/TPI	06-23	ZE86-1302	ZE86-1310	ZE86-8400	ZE86-8403	ZE86-8409
250XCF-W	06-16	ZE86-1302	ZE86-1310	ZE86-8400	ZE86-8403	ZE86-8409
350XCF-W	12-16	ZE86-1302	ZE86-1310	ZE86-8400	ZE86-8403	ZE86-8409
400XC-W	09-10	ZE86-1302	ZE86-1310	ZE86-8400	ZE86-8403	ZE86-8409
450XCR-W	08	ZE86-1302	ZE86-1310	ZE86-8400	ZE86-8403	ZE86-8409
450XC-W	09-16	ZE86-1302	ZE86-1310	ZE86-8400	ZE86-8403	ZE86-8409
500XC-W	12-16	ZE86-1302	ZE86-1310	ZE86-8400	ZE86-8403	ZE86-8409
500XCF-W	20-22	ZE86-1302	ZE86-1310	ZE86-8400	ZE86-8403	ZE86-8409
530XCR-W	08	ZE86-1302	ZE86-1310	ZE86-8400	ZE86-8403	ZE86-8409
530XC-W	09-10	ZE86-1302	ZE86-1310	ZE86-8400	ZE86-8403	ZE86-8409
450SMR	09-12	ZE86-1402	ZE86-1410	-	-	-
	13-14	ZE86-1302	ZE86-1310	ZE86-8400	ZE86-8403	ZE86-8409
	22	ZE86-1302	ZE86-1310	ZE86-8400	ZE86-8403	ZE86-8409
FREERIDE 250F	18-20	ZE86-3102	ZE86-3110	-	-	-
FREERIDE 250R	14-17	ZE86-3102	ZE86-3110	-	-	-
FREERIDE 350	14-17	ZE86-3102	ZE86-3110	-	-	-
FREERIDE E-SX/XC/SM	15-19	ZE86-3102	ZE86-3110	-	-	-
450RALLY FACTORYREPLICA	15-21	ZE86-1302	ZE86-1310	ZE86-8400	ZE86-8403	ZE86-8409
HUSQVARNA						
TC65	17-22	ZE86-3102	ZE86-3110	-	-	-
TC85	14-20	ZE86-3102	ZE86-3110	-	-	-
TC125	14-21	ZE86-1402	ZE86-1410	-	-	-
TC250	14-20	ZE86-1402	ZE86-1410	-	-	-
TE125	14-16	ZE86-1402	ZE86-1410	-	-	-
TE150I	17-21	ZE86-1402	ZE86-1410	-	-	-
	14-16	ZE86-1302	ZE86-1310	ZE86-8400	ZE86-8403	ZE86-8409
TE250I/300I	17-21	ZE86-1402	ZE86-1410	-	-	-
	14-15	ZE86-1302	ZE86-1310	ZE86-8400	ZE86-8403	ZE86-8409
FC250-450	16-21	ZE86-1402	ZE86-1410	-	-	-
FC250 EU	22-23	ZE86-1302	ZE86-1310	ZE86-8400	ZE86-8403	ZE86-8409
FC350 EU	22-23	ZE86-1302	ZE86-1310	ZE86-8400	ZE86-8403	ZE86-8409
FC450	22-23	ZE86-1302	ZE86-1310	ZE86-8400	ZE86-8403	ZE86-8409
FX350	22-23	ZE86-1302	ZE86-1310	ZE86-8400	ZE86-8403	ZE86-8409
FX450	22-23	ZE86-1302	ZE86-1310	ZE86-8400	ZE86-8403	ZE86-8409
TC125	22-23	ZE86-1302	ZE86-1310	ZE86-8400	ZE86-8403	ZE86-8409
TC250	22-23	ZE86-1302	ZE86-1310	ZE86-8400	ZE86-8403	ZE86-8409
TX300i	22-23	ZE86-1302	ZE86-1310	ZE86-8400	ZE86-8403	ZE86-8409
FE250-50I/S	14-16	ZE86-1302	ZE86-1310	ZE86-8400	ZE86-8403	ZE86-8409
FR450RALLY	16-21	ZE86-1402	ZE86-1410	ZE86-8400	ZE86-8403	ZE86-8409
FS450	15	ZE86-1302	ZE86-1310	ZE86-8400	ZE86-8403	ZE86-8409
TX125-300	17-21	ZE86-1402	ZE86-1410	-	-	-
FX350-450	17-21	ZE86-1402	ZE86-1410	-	-	-
GASGAS						
MC125	21-23	ZE86-1302	ZE86-1310	ZE86-8400	ZE86-8403	ZE86-8409
MC250	22-23	ZE86-1302	ZE86-1310	ZE86-8400	ZE86-8403	ZE86-8409
MC250F	21-23	ZE86-1302	ZE86-1310	ZE86-8400	ZE86-8403	ZE86-8409
MC350F	22-23	ZE86-1302	ZE86-1310	ZE86-8400	ZE86-8403	ZE86-8409
MC450F	21-23	ZE86-1302	ZE86-1310	ZE86-8400	ZE86-8403	ZE86-8409
EX250	22-23	ZE86-1302	ZE86-1310	ZE86-8400	ZE86-8403	ZE86-8409
EX300	21-23	ZE86-1302	ZE86-1310	ZE86-8400	ZE86-8403	ZE86-8409
EX250F	21-23	ZE86-1302	ZE86-1310	ZE86-8400	ZE86-8403	ZE86-8409
EX350F	21-23	ZE86-1302	ZE86-1310	ZE86-8400	ZE86-8403	ZE86-8409
EX450F	21-23	ZE86-1302	ZE86-1310	ZE86-8400	ZE86-8403	ZE86-8409
BETA						
RR2T	13-23	ZE86-1302	ZE86-1310	ZE86-8400	ZE86-8403	ZE86-8409
RR4T/RS4T	12-23	ZE86-1302	ZE86-1310	ZE86-8400	ZE86-8403	ZE86-8409
X-TRAINER	15-22	ZE86-1302	ZE86-1310	ZE86-8400	ZE86-8403	ZE86-8409

Brake Reservoir Cover Rear						
Bike	Year	Color			Color(New Design)	
		Red	Blue	Black	Red	Green
HONDA						
CRF250L	12-20	ZE86-1103	ZE86-1101	ZE86-8000	ZE86-8002	ZE86-8005
CRF250M	13-17	ZE86-1103	ZE86-1101	ZE86-8000	ZE86-8002	ZE86-8005
CRF1100L						
AFRICA TWIN/DCT	20	ZE86-1103	ZE86-1101	ZE86-8000	ZE86-8002	ZE86-8005
CRF1100L AFRICA TWIN						
ADV SPORTS ES/DCT	20	ZE86-1103	ZE86-1101	ZE86-8000	ZE86-8002	ZE86-8005

Brake Reservoir Cover Rear						
Bike	Year	Color				
		Black	Red	Blue		
HONDA						
CR125R/250R	02-07	-	ZE86-4103	-		-
CRF150R	07-22	-	ZE86-4103	-		-
CRF250R	04-23	-	ZE86-4103	-		-
CRF450R	02-23	-	ZE86-4103	-		-
CRF250RX	19-23	-	ZE86-4103	-		-
CRF450RX	17-23	-	ZE86-4103	-		-
CRF450L	19-20	-	ZE86-4103	-		-
CRF450RL	21-23	-	ZE86-4103	-		-
CRF250X	04-17	-	ZE86-4103	-		-
CRF450X	05-23	-	ZE86-4103	-		-
	19-23	-	ZE86-4103	-		-
CRF250F	21	ZE86-5100	ZE86-5103	ZE86-5101		-
CRF250L(S)	21	ZE86-5100	ZE86-5103	ZE86-5101		-
CRF250RALLY	21	ZE86-5100	ZE86-5103	ZE86-5101		-
CRF250RALLY(S)	21	ZE86-5100	ZE86-5103	ZE86-5101		-
CRF300L	21-22	ZE86-5100	ZE86-5103	ZE86-5101		-
CRF300L RALLY	21-22	ZE86-5100	ZE86-5103	ZE86-5101		-
TRX300EX	93-08	-	ZE86-1503	ZE86-1501		-
YAMAHA						
YZ65	18-23	ZE86-5100	ZE86-5103	ZE86-5101		-
YZ85	22-23	ZE86-5100	ZE86-5103	ZE86-5101		-
YZ125	03-23	ZE86-5100	ZE86-5103	ZE86-5101		-
YZ250	03-23	ZE86-5100	ZE86-5103	ZE86-5101		-
YZ250F	03-23	ZE86-5100	ZE86-5103	ZE86-5101		-
YZ250FX	03-23	ZE86-5100	ZE86-5103	ZE86-5101		-
YZ125X	17-23	ZE86-5100	ZE86-5103	ZE86-5101		-
YZ2						



ZETA ENGINE PLUG

- CNC machined engine plugs.
- Replaces stock plugs to give a factory bike look.
- Available in anodized colors of red, blue, black, orange, and H-blue for Husqvarna.
- Laser printed ZETA logo.

Bike	Year	Color	
		Red	Black
HONDA			
CRF150R	07-22	ZE89-1120	-
CRF250R	04-09	ZE89-1110	-
	10-17	ZE89-1120	-
	18-23	ZE89-1140	-
CRF450R	02-16	ZE89-1120	-
	17-23	ZE89-1130	-
CRF250RX	19-23	ZE89-1140	-
CRF450RX	17-23	ZE89-1130	-
CRF250X	04-17	ZE89-1110	-
CRF450X	05-17	ZE89-1120	-
CRF250F	19-21	ZE89-1140	-
CROSS CUB50	18-19	ZE89-1150	ZE89-1151
CROSS CUB110	18-22	ZE89-1150	ZE89-1151
MONKEY125	19-22	ZE89-1150	ZE89-1151
CT125	20-22	ZE89-1150	ZE89-1151
TRAIL125	21-22	ZE89-1150	ZE89-1151
CRF150L	18	ZE89-1140	-
CRF250L/M	12-21	ZE89-1150	ZE89-1151
CRF250L(S)	21	ZE89-1150	ZE89-1151
CRF250RALLY	17-21	ZE89-1150	ZE89-1151
CRF250RALLY(S)	21	ZE89-1150	ZE89-1151
CRF300L	21-22	ZE89-1150	ZE89-1151
CRF300L RALLY	21-22	ZE89-1150	ZE89-1151
CRF1000L	16-19	ZE89-1120	-
CRF1100L AFRICA TWIN / DCT	20-22	ZE89-1120	-
CRF1100L AFRICA TWIN ADV SPORTS ES/DCT	20-22	ZE89-1120	-
XR250/BAJA/MOTARD	95-07	ZE89-1120	-
XR400MOTARD	05-08	ZE89-1120	-
TRX400EX	00-08	ZE89-1120	-
TRX450R/ER	04-09	ZE89-1120	-

Bike	Year	Color	
		Red	Blue
YAMAHA			
YZ250F	01-13	ZE89-1410	ZE89-1412
	14-23	ZE89-1440	ZE89-1442
YZ450F	06-09	-	ZE89-1422
	14-22	ZE89-1440	ZE89-1442
YZ400F/426F/450F	98-05	ZE89-1410	ZE89-1412
YZ250FX	15-23	ZE89-1440	ZE89-1442
YZ450FX	16-23	ZE89-1440	ZE89-1442
WR250F	01-02	ZE89-1410	ZE89-1412
	03-14	-	ZE89-1422
WR400F/426F	15-22	ZE89-1440	ZE89-1442
	98-02	ZE89-1410	ZE89-1412
WR450F	03-15	-	ZE89-1422
	16-22	ZE89-1440	ZE89-1442
TTR50	06-15	ZE89-1410	ZE89-1412
TTR110E	08-20	ZE89-1410	ZE89-1412
SEROW250	05-20	ZE89-1410	ZE89-1412
TRICKER	04-18	ZE89-1410	ZE89-1412
WR155R	20	ZE89-1410	ZE89-1412
WR250R/X	07-20	ZE89-1410	ZE89-1412
XTZ125	03-12	ZE89-1410	ZE89-1412
XT250X	06-17	ZE89-1410	ZE89-1412
YFZ450	04-09	-	ZE89-1422
KAWASAKI			
KX250F	04-10	ZE89-1210	ZE89-1212
	11-18	ZE89-1230	ZE89-1232
KX250	19	ZE89-1230	ZE89-1232
KX450F	09-18	ZE89-1230	ZE89-1232
KLX450R	08-15	ZE89-1230	ZE89-1232
KFX400	03-06	ZE89-1350	ZE89-1352
SUZUKI			
RMZ250	04-06	ZE89-1210	ZE89-1212
	07-22	ZE89-1310	ZE89-1312
RMZ450	05-22	ZE89-1310	ZE89-1312
RMX450Z	10-19	ZE89-1310	ZE89-1312
DRZ400R/S/SM	00-21	ZE89-1350	ZE89-1352

Bike	Year	Color			
		Red	Blue	Orange	H-Blue
KTM					
250SX-F	11-23	ZE89-1610	ZE89-1612	ZE89-1617	ZE89-1619
350SX-F	11-23	ZE89-1610	ZE89-1612	ZE89-1617	ZE89-1619
450SX-F	07-12	ZE89-1610	ZE89-1612	ZE89-1617	ZE89-1619
505SX-F/XC-F	08-09	ZE89-1610	ZE89-1612	ZE89-1617	ZE89-1619
250XC-F	11-23	ZE89-1610	ZE89-1612	ZE89-1617	ZE89-1619
350XC-F	12-23	ZE89-1610	ZE89-1612	ZE89-1617	ZE89-1619
450SX-F	23	ZE89-1610	ZE89-1612	ZE89-1617	ZE89-1619
450XC-F	08-09	ZE89-1610	ZE89-1612	ZE89-1617	ZE89-1619
450XC-F	23	ZE89-1610	ZE89-1612	ZE89-1617	ZE89-1619
250XCF-W	12-16	ZE89-1610	ZE89-1612	ZE89-1617	ZE89-1619
350XCF-W	12-22	ZE89-1610	ZE89-1612	ZE89-1617	ZE89-1619
250XC-F	12-23	ZE89-1610	ZE89-1612	ZE89-1617	ZE89-1619
350XC-F	12-23	ZE89-1610	ZE89-1612	ZE89-1617	ZE89-1619
FREERIDE 250F	18-19	ZE89-1610	ZE89-1612	ZE89-1617	ZE89-1619
FREERIDE 350	14-17	ZE89-1610	ZE89-1612	ZE89-1617	ZE89-1619
450SMR	08-10	ZE89-1610	ZE89-1612	ZE89-1617	ZE89-1619
HUSQVARNA					
FC250	14-23	ZE89-1610	ZE89-1612	ZE89-1617	ZE89-1619
FC350	14-23	ZE89-1610	ZE89-1612	ZE89-1617	ZE89-1619
FC450	23	ZE89-1610	ZE89-1612	ZE89-1617	ZE89-1619
FE250	14-23	ZE89-1610	ZE89-1612	ZE89-1617	ZE89-1619
FE350	14-23	ZE89-1610	ZE89-1612	ZE89-1617	ZE89-1619
FX350	17-23	ZE89-1610	ZE89-1612	ZE89-1617	ZE89-1619
FX450	23	ZE89-1610	ZE89-1612	ZE89-1617	ZE89-1619
GASGAS					
MC250F	21-23	ZE89-1610	ZE89-1612	ZE89-1617	ZE89-1619
MC350F	22-23	ZE89-1610	ZE89-1612	ZE89-1617	ZE89-1619
EC250F	21-23	ZE89-1610	ZE89-1612	ZE89-1617	ZE89-1619
EC350F	21-23	ZE89-1610	ZE89-1612	ZE89-1617	ZE89-1619
EX250F	21-23	ZE89-1610	ZE89-1612	ZE89-1617	ZE89-1619
EX350F	21-23	ZE89-1610	ZE89-1612	ZE89-1617	ZE89-1619

CONTROL



LEVER



HANDLEBAR ACCESSORIES



HAND GUARD



BODY GUARD



BODY PARTS



FOOT PARTS



SUSPENSION



ACCESSORIES



CARBON





ZETA
OIL FILLER PLUG

- CNC machined oil filler cap.
- Hex head design for easy operation with a wrench.
- Includes safety wire holes to prevent mispaced part.
- Available in anodized colors of red, blue, H-blue, black and orange.
- Laser printed ZETA logo.

CONTROL



LEVER



HANDLEBAR ACCESSORIES



HAND GUARD



BODY GUARD



BODY PARTS



FOOT PARTS



SUSPENSION



ACCESSORIES



CARBON



Bike	Year	Color		
		Red	Blue	Black
HONDA				
CR125R/250R	90-07	ZE89-2110	ZE89-2112	ZE89-2111
CRF150R	07-22	ZE89-2110	ZE89-2112	ZE89-2111
CRF250R	04-17	ZE89-2110	ZE89-2112	ZE89-2111
	18-23	ZE89-2120	-	-
CRF450R	02-16	ZE89-2110	ZE89-2112	ZE89-2111
CRF450R	21-23	ZE89-2120	-	-
CRF250RX	19-23	ZE89-2120	-	-
CRF450RX	21-23	ZE89-2120	-	-
CRF450X	05-17	ZE89-2110	ZE89-2112	ZE89-2111
MONKEY125	19-22	ZE89-2110	ZE89-2112	ZE89-2111
CT125	20-22	ZE89-2110	ZE89-2112	ZE89-2111
TRAIL125	21-22	ZE89-2110	ZE89-2112	ZE89-2111
CRM250R/AR	89-98	ZE89-2110	ZE89-2112	ZE89-2111
CRF250L/M	12-21	ZE89-2110	ZE89-2112	ZE89-2111
CRF250L(S)	21	ZE89-2110	ZE89-2112	ZE89-2111
CRF250RALLY	17-21	ZE89-2110	ZE89-2112	ZE89-2111
CRF250RALLY(S)	21	ZE89-2110	ZE89-2112	ZE89-2111
CRF300L	21-22	ZE89-2110	ZE89-2112	ZE89-2111
CRF300L RALLY	21-22	ZE89-2110	ZE89-2112	ZE89-2111
CRF1000L	16-19	ZE89-2110	ZE89-2112	ZE89-2111
CRF1100L AFRICA TWIN /DCT	20-22	ZE89-2110	ZE89-2112	ZE89-2111
CRF1100L AFRICA TWIN ADV SPORTS ES/DCT	20-22	ZE89-2110	ZE89-2112	ZE89-2111
TRX450R/RX	04-09	ZE89-2110	ZE89-2112	ZE89-2111
YAMAHA				
YZ65	18-23	ZE89-2110	ZE89-2112	ZE89-2111
YZ80/85	98-23	ZE89-2110	ZE89-2112	ZE89-2111
YZ125	97-23	ZE89-2110	ZE89-2112	ZE89-2111
YZ250	99-23	ZE89-2110	ZE89-2112	ZE89-2111
YZ250F	01-23	ZE89-2110	ZE89-2112	ZE89-2111
YZ250F	03-23	ZE89-2110	ZE89-2112	ZE89-2111
YZ125X	17-23	ZE89-2110	ZE89-2112	ZE89-2111
YZ250X	16-23	ZE89-2110	ZE89-2112	ZE89-2111
YZ250FX	15-23	ZE89-2110	ZE89-2112	ZE89-2111
YZ450FX	16-23	ZE89-2110	ZE89-2112	ZE89-2111
WR250F	03-23	ZE89-2110	ZE89-2112	ZE89-2111
WR450F	03-23	ZE89-2110	ZE89-2112	ZE89-2111
SEROW225	99-04	ZE89-2110	ZE89-2112	ZE89-2111
SEROW250	05-20	ZE89-2210	ZE89-2212	-
TRICKER	04-18	ZE89-2210	ZE89-2212	-
WR250R/X	07-20	ZE89-2110	ZE89-2112	ZE89-2111
XT250X	06-17	ZE89-2210	ZE89-2212	-
YFZ450	04-09	ZE89-2110	ZE89-2112	ZE89-2111
KX250	05-08	ZE89-2310	ZE89-2312	-
KX250F	04-18	ZE89-2310	ZE89-2312	-
KX250	19-23	ZE89-2310	ZE89-2312	-
KX450F	06-18	ZE89-2310	ZE89-2312	-
KX450	19-23	ZE89-2310	ZE89-2312	-
KX250X	21-23	ZE89-2310	ZE89-2312	-
KX450X	21-23	ZE89-2310	ZE89-2312	-
KLX300R	97-22	ZE89-2110	ZE89-2112	ZE89-2111
KLX450R	08-15	ZE89-2310	ZE89-2312	-
KLX230	20-21	ZE89-2110	ZE89-2112	ZE89-2111
KLX230R	20-22	ZE89-2110	ZE89-2112	ZE89-2111
KLX230R S	22-23	ZE89-2110	ZE89-2112	ZE89-2111
D-TRACKER	98-16	ZE89-2110	ZE89-2112	ZE89-2111
KLX250/ES/SR	93-20	ZE89-2110	ZE89-2112	ZE89-2111
KLX300	23	ZE89-2110	ZE89-2112	ZE89-2111
KLX300SM	22-23	ZE89-2110	ZE89-2112	ZE89-2111
VERSYS650	07-17	ZE89-2110	ZE89-2112	ZE89-2111
VERSYS1000/SE	12-20	ZE89-2110	ZE89-2112	ZE89-2111
KFX450R	08-09	ZE89-2310	ZE89-2312	-

Bike	Year	Color				
		Red	Blue	Orange	Black	H-Blue
SUZUKI						
RM80/85	01-21	ZE89-2210	ZE89-2212	-	-	-
RM125/250	01-08	ZE89-2210	ZE89-2212	-	-	-
RM-Z250	04-06	ZE89-2310	ZE89-2312	-	-	-
	07-22	ZE89-2210	ZE89-2212	-	-	-
RM-Z450	05-22	ZE89-2210	ZE89-2212	-	-	-
RMX450Z	10-19	ZE89-2210	ZE89-2212	-	-	-
250SB	02-06	ZE89-2110	ZE89-2112	-	ZE89-2111	-
V-STORM250	17	ZE89-2210	ZE89-2212	-	ZE89-2111	-
V-STORM650/XT	04-17	ZE89-2210	ZE89-2212	-	ZE89-2111	-
V-STORM1000/XT	04-17	ZE89-2210	ZE89-2212	-	ZE89-2111	-
LT-R450	06-09	ZE89-2210	ZE89-2212	-	-	-
KTM						
50/65SX	-23	ZE89-2410	ZE89-2412	ZE89-2416	-	ZE89-2419
85/105SX/SXS/XC	03-23	ZE89-2410	ZE89-2412	ZE89-2416	-	ZE89-2419
125-300 2STROKE	-23	ZE89-2410	ZE89-2412	ZE89-2416	-	ZE89-2419
250-690 4STROKE	-23	ZE89-2410	ZE89-2412	ZE89-2416	-	ZE89-2419
HUSQVARNA						
TC50/65	17-23	ZE89-2410	ZE89-2412	ZE89-2416	-	ZE89-2419
TC85	14-23	ZE89-2410	ZE89-2412	ZE89-2416	-	ZE89-2419
TC125	14-23	ZE89-2410	ZE89-2412	ZE89-2416	-	ZE89-2419
TC250	09-13	ZE89-2310	ZE89-2312	-	-	-
	14-23	ZE89-2410	ZE89-2412	ZE89-2416	-	ZE89-2419
FC250-450	14-23	ZE89-2410	ZE89-2412	ZE89-2416	-	ZE89-2419
TE125	14-16	ZE89-2410	ZE89-2412	ZE89-2416	-	ZE89-2419
TE150/I	17-23	ZE89-2410	ZE89-2412	ZE89-2416	-	ZE89-2419
TE250/I	09-13	ZE89-2310	ZE89-2312	-	-	-
	14-23	ZE89-2410	ZE89-2412	ZE89-2416	-	ZE89-2419
TE300/I	14-23	ZE89-2410	ZE89-2412	ZE89-2416	-	ZE89-2419
FE250-501	14-23	ZE89-2410	ZE89-2412	ZE89-2416	-	ZE89-2419
TX125	17-19	ZE89-2410	ZE89-2412	ZE89-2416	-	ZE89-2419
TX300/I	17-23	ZE89-2410	ZE89-2412	ZE89-2416	-	ZE89-2419
FX350/450	17-23	ZE89-2410	ZE89-2412	ZE89-2416	-	ZE89-2419
SM250R	09	ZE89-2310	ZE89-2312	-	-	-
FS450	15-23	ZE89-2410	ZE89-2412	ZE89-2416	-	ZE89-2419
701 ENDURO/SUPERMOTO	16-22	ZE89-2410	ZE89-2412	ZE89-2416	-	ZE89-2419
701 ENDURO LR	20	ZE89-2410	ZE89-2412	ZE89-2416	-	ZE89-2419
GASGAS						
MC50	21-23	ZE89-2410	ZE89-2412	ZE89-2416	-	ZE89-2419
MC65	21-23	ZE89-2410	ZE89-2412	ZE89-2416	-	ZE89-2419
MC85	21-23	ZE89-2410	ZE89-2412	ZE89-2416	-	ZE89-2419
MC125	21-23	ZE89-2410	ZE89-2412	ZE89-2416	-	ZE89-2419
MC250	22-23	ZE89-2410	ZE89-2412	ZE89-2416	-	ZE89-2419
MC250F	21-23	ZE89-2410	ZE89-2412	ZE89-2416	-	ZE89-2419
MC350F	22-23	ZE89-2410	ZE89-2412	ZE89-2416	-	ZE89-2419
MC450F	21-23	ZE89-2410	ZE89-2412	ZE89-2416	-	ZE89-2419
EC250	21-23	ZE89-2410	ZE89-2412	ZE89-2416	-	ZE89-2419
EC300	21-23	ZE89-2410	ZE89-2412	ZE89-2416	-	ZE89-2419
EC250F	21-23	ZE89-2410	ZE89-2412	ZE89-2416	-	ZE89-2419
EC350F	21-23	ZE89-2410	ZE89-2412	ZE89-2416	-	ZE89-2419
EX250	22-23	ZE89-2410	ZE89-2412	ZE89-2416	-	ZE89-2419
EX300	21-23	ZE89-2410	ZE89-2412	ZE89-2416	-	ZE89-2419
EX250F	21-23	ZE89-2410	ZE89-2412	ZE89-2416	-	ZE89-2419
EX350F	21-23	ZE89-2410	ZE89-2412	ZE89-2416	-	ZE89-2419
EX450F	21-23	ZE89-2410	ZE89-2412	ZE89-2416	-	ZE89-2419



Bike	Year	Color		
		Red	Blue	Black
HONDA				
CR80R/85R	96-07	ZE89-5045	-	-
CR125/250R	02-07	ZE89-5015	ZE89-5014	-
CRF150R	07-22	ZE89-5015	ZE89-5014	-
CRF250R	04-23	ZE89-5015	ZE89-5014	-
CRF450R	02-23	ZE89-5015	ZE89-5014	-
CRF250RX	19-23	ZE89-5015	ZE89-5014	-
CRF450RX	17-23	ZE89-5015	ZE89-5014	-
CRF450L	19-20	ZE89-5015	ZE89-5014	-
CRF450RL	21-23	ZE89-5015	ZE89-5014	-
CRF250X	04-17	ZE89-5015	ZE89-5014	-
CRF450X	05-23	ZE89-5015	ZE89-5014	-
CRF250F	19-22	ZE89-5015	ZE89-5014	-
CRM250R/AR	89-98	ZE89-5045	-	-
CT125	20-22	ZE89-5045	-	-
TRAIL125	21-22	ZE89-5045	-	-
CRF150L	18	ZE89-5045	-	-
CRF250L/M	12-21	ZE89-5045	-	-
CRF250L (S)	21	ZE89-5045	-	-
CRF250RALLY	17-21	ZE89-5045	-	-
CRF250RALLY (S)	21	ZE89-5045	-	-
CRF300L	21-22	ZE89-5045	-	-
CRF300L RALLY	21-22	ZE89-5045	-	-
XR50/XR100MOTARD	05-07	ZE89-5045	-	-
XR230/MOTARD	05-12	ZE89-5045	-	-
XR250/MOTARD	95-07	ZE89-5045	-	-
XR400MOTARD	05-08	ZE89-5045	-	-
XR650R	00-07	ZE89-5045	-	-
TRX450R/ER	04-09	ZE89-5045	-	-
TRX400EX	00-08	ZE89-5045	-	-
YAMAHA				
YZ65	18-23	-	ZE89-5034	ZE89-5030
YZ80/85	94-23	-	ZE89-5034	ZE89-5030
YZ125/250	03-23	ZE89-5135	ZE89-5134	-
YZ250F	03-23	ZE89-5135	ZE89-5134	-
YZ450F	03-23	ZE89-5135	ZE89-5134	-
YZ125X	17-23	ZE89-5135	ZE89-5134	-
YZ250X	16-23	ZE89-5135	ZE89-5134	-
YZ250FX	15-23	ZE89-5135	ZE89-5134	-
YZ450FX	16-23	ZE89-5135	ZE89-5134	-
WR250F	03-23	ZE89-5135	ZE89-5134	-
WR450F	03-23	ZE89-5135	ZE89-5134	-
SEROW225/W/WE	93-04	-	ZE89-5034	ZE89-5030
SEROW250	05-20	-	ZE89-5034	ZE89-5030
TRICKER	04-18	-	ZE89-5034	ZE89-5030
WR250R/X	07-20	ZE89-5155	ZE89-5154	-
XT250X	06-17	-	ZE89-5034	ZE89-5030
YFZ450	04-10	-	ZE89-5034	ZE89-5030
RAPTER700R	06-09	-	ZE89-5034	ZE89-5030
RAPTER660R	01-05	-	ZE89-5034	ZE89-5030
RAPTER350	04-09	-	ZE89-5034	ZE89-5030
KAWASAKI				
KX65	03-23	ZE89-5125	ZE89-5124	-
KX80/85/100	98-23	ZE89-5115	ZE89-5114	-
KX112	22-23	ZE89-5115	ZE89-5114	-
KX125	02	ZE89-5125	ZE89-5124	-
	03-08	ZE89-5115	ZE89-5114	-
KX250	03-04	ZE89-5115	ZE89-5114	-
	05-08	ZE89-5125	ZE89-5124	-
KX250F	04-18	ZE89-5125	ZE89-5124	-
KX250	19-23	ZE89-5125	ZE89-5124	-
KX450F	06-18	ZE89-5125	ZE89-5124	-
KX450	19-23	ZE89-5125	ZE89-5124	-
KX250X	21-23	ZE89-5125	ZE89-5124	-
KX450X	21-23	ZE89-5125	ZE89-5124	-
KLX300R	20-22	ZE89-5125	ZE89-5124	-
KLX450R	08-15	ZE89-5125	ZE89-5124	-
D-TRACKER125	10-16	ZE89-5115	ZE89-5114	-
KLX125	10-16	ZE89-5115	ZE89-5114	-
KLX150BF	16-17	ZE89-5115	ZE89-5114	-
KLX150L	15-18	ZE89-5115	ZE89-5114	-
KLX150S	09-13	ZE89-5115	ZE89-5114	-
KLX230	20-22	ZE89-5115 #1	ZE89-5114 #1	-
KLX230R	20-22	ZE89-5115 #1	ZE89-5114 #1	-
KLX230R S	22-23	ZE89-5115 #1	ZE89-5114 #1	-
D-TRACKER	98-16	ZE89-5115	ZE89-5114	-
KLX250	93-20	ZE89-5115	ZE89-5114	-
KLX300	23	ZE89-5115	ZE89-5114	-
KLX300SM	22-23	ZE89-5115	ZE89-5114	-
KFX450R	08-10	ZE89-5125	ZE89-5124	-
VERSYS-X250/TOURER	17-20	-	ZE89-5034	-
SUZUKI				
RM80/85	98-21	ZE89-5115	ZE89-5114	-
RM125/250	01-13	ZE89-5115	ZE89-5114	-
RMZ250	04-06	ZE89-5125	ZE89-5124	-
	07-18	ZE89-5135	ZE89-5134	-
RMZ450	19-22	ZE89-5135 #1	ZE89-5134 #1	-
	05-17	ZE89-5135	ZE89-5134	-
RMX450Z	18-22	ZE89-5135 #1	ZE89-5134 #1	-
	10-19	ZE89-5135	ZE89-5134	-
RMX250S/R	93-98	ZE89-5115	ZE89-5114	-
DRZ400S/R	00-19	ZE89-5115	ZE89-5114	-
DRZ400SM	05-21	ZE89-5115	ZE89-5114	-
250SB	02-06	ZE89-5115	ZE89-5114	-
LT-R450	06-09	ZE89-5115	ZE89-5114	-
BETA				
RR2T 250-300	13-18	ZE89-5125	ZE89-5124	-
RR4T 350-500	13-18	ZE89-5125	ZE89-5124	-
X-RAINER	15-18	ZE89-5125	ZE89-5124	-

#1 When the brake pedal is set higher than the standard, there is a limit from the stock adjustment range.



ZETA REAR BRAKE CLEVIS

- The high rigid and light weight design, provides better control of the rear brake.
- Made of CNC machined 7000 grade aluminum.
- Comes with a specially designed stainless steel pin.
- Available in red and blue anodized colors.



CONTROL



LEVER



HANDLEBAR ACCESSORIES



HAND GUARD



BODY GUARD



BODY PARTS



FOOT PARTS



SUSPENSION



ACCESSORIES



CARBON



REVOLVER SHIFT



YZ125/250/
YZ125X/250X

CRF450R

KTM SX

SEROW250
/TRICKER
/XT250X/XT250

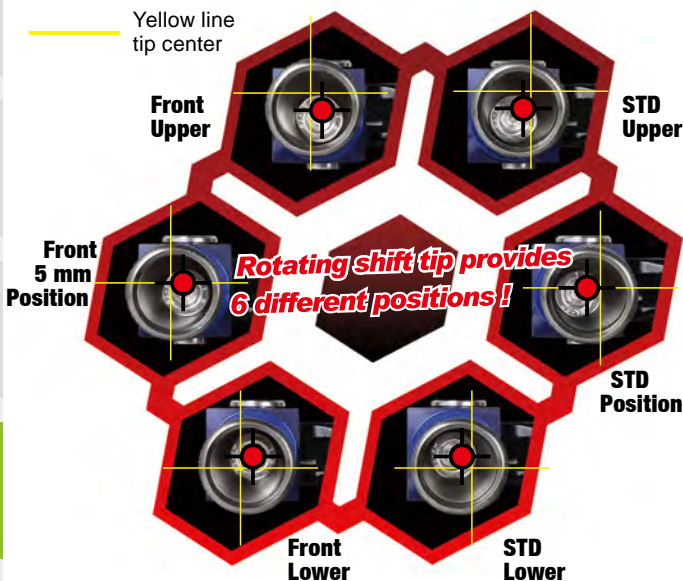
Monkey 125

Remove shift linkage and install this shift lever, provide more secure and direct shifting.
* Neutral position will be sensitive.

ZETA REVOLVER SHIFT LEVER

- Revolving adjustable shift tip design provides 6 different positions to suit most riders.
- Rotating shift tip provides 6 different positions, offers a more sensitive shift position adjustment.
- Shift arm is made of A2014 forged aluminum for durability.
- Forged arm is anodized black with ZETA laser print logo.
- Foldable shift tip is made of CNC aluminum with knurled finish for better shift grip.
- Shift tip is color anodized with ZETA laser print logo.
- Replacement shift tips and tip mounts are available.

NOTE : After selecting the desired tip position, apply a thread Locking agent and tighten firmly.



Straight type




Offset type

Replacement Tip Mount

Part #	Color	Description
ZE90-3900	Black	Straight type
ZE90-3902	Red	
ZE90-3906	Blue	
ZE90-3912	Red	Offset type
ZE90-3913	Orange	
ZE90-3916	Blue	
ZE90-3919	H-Blue	



YZ125X



MONKEY125



CRF1000L



YZ250X



Shift tip is color anodized with ZETA laser print logo.

Black anodized finish forged arm with laser print logo.



Aluminium Shift tip

Replacement Shift Tip

Part #	Size	Material
ZE90-3920	23 mm	Aluminium
ZE90-3930	28 mm	



Stainless Shift tip

Option Shift Tip

Part #	Size	Material
ZE90-3940	23 mm	Stainless
ZE90-3950	28 mm	

CONTROL



LEVER



HANDLEBAR ACCESSORIES



HAND GUARD



BODY GUARD



BODY PARTS



FOOT PARTS



SUSPENSION



ACCESSORIES



CARBON



NOTE: When replacing the tip mount, be sure to use the same type as shown on the compatibility table. If you install the incorrect type, it may interfere with the engine case cover.

RACER Application

Bike	Year	Color	Part number	Replacement Tip	Replacement Tip Mount
CR80R/85R	96-07	Red	ZE90-3042	ZE90-3920	ZE90-3902
CRF150R	07-22	Red	ZE90-3012	ZE90-3920	ZE90-3902
		Black	ZE90-3010	ZE90-3920	ZE90-3900
CRF250R	04-09	Red	ZE90-3052	ZE90-3920	ZE90-3902
	10-17	Red	ZE90-3022	ZE90-3920	ZE90-3902
CRF450R	18-23	Red	ZE90-3062	ZE90-3930	ZE90-3912
	18-23	Red	ZE90-3032	ZE90-3930	ZE90-3912
CRF250RX	19-23	Red	ZE90-3062	ZE90-3930	ZE90-3912
	17-23	Red	ZE90-3062	ZE90-3930	ZE90-3912
CRF450RX	19-20	Red	ZE90-3062	ZE90-3930	ZE90-3912
CRF450RL	21-23	Red	ZE90-3062	ZE90-3930	ZE90-3912
CRF250X	04-17	Red	ZE90-3052	ZE90-3920	ZE90-3902
CRF450X	19-23	Red	ZE90-3062	ZE90-3930	ZE90-3912
CRF50F/70F (Standard)	04-23	Red	ZE90-3502	ZE90-3930	ZE90-3902
CRF50F/70F (10mm Long)	04-23	Red	ZE90-3512	ZE90-3930	ZE90-3912
CRF125F	14-18	Red	ZE90-3512	ZE90-3930	ZE90-3912
XR250R (ME06/ME08)	93-04	Red	ZE90-3532	ZE90-3920	ZE90-3902
XR400R	96-04	Red	ZE90-3532	ZE90-3920	ZE90-3902
YAMAHA					
YZ85	07-23	Blue	ZE90-3306	ZE90-3920	ZE90-3906
YZ125/250	06-23	Blue	ZE90-3316	ZE90-3920	ZE90-3906
YZ250F	06-13	Blue	ZE90-3336	ZE90-3920	ZE90-3916
	14-23	Blue	ZE90-3326	ZE90-3930	ZE90-3916
YZ250F (10mm Long)	06-13	Blue	ZE90-3336	ZE90-3920	ZE90-3916
YZ250F	14-23	Blue	ZE90-3326	ZE90-3930	ZE90-3916
YZ125X	17-23	Blue	ZE90-3316	ZE90-3920	ZE90-3906
YZ250X	16-23	Blue	ZE90-3316	ZE90-3920	ZE90-3906
YZ250FX	15-19	Blue	ZE90-3356	ZE90-3920	ZE90-3916
YZ250FX	20-23	Blue	ZE90-3326	ZE90-3930	ZE90-3916
YZ250FX	16-23	Blue	ZE90-3326	ZE90-3930	ZE90-3916
WR250F	07-13	Blue	ZE90-3336	ZE90-3920	ZE90-3916
WR450F	15-19	Blue	ZE90-3356	ZE90-3920	ZE90-3916
	20-23	Blue	ZE90-3326	ZE90-3930	ZE90-3916
WR450F	07-15	Blue	ZE90-3336	ZE90-3920	ZE90-3916
WR450F	16-23	Blue	ZE90-3326	ZE90-3930	ZE90-3916
TT150E (Standard)	06-23	Blue	ZE90-3506	ZE90-3930	ZE90-3906
TT150E (10mm Long)	06-23	Blue	ZE90-3516	ZE90-3930	ZE90-3916
KAWASAKI					
KX250F	09-18	Red	ZE90-3112	ZE90-3920	ZE90-3912
KX250	19-23	Red	ZE90-3112	ZE90-3920	ZE90-3912
KX250X	21-23	Red	ZE90-3112	ZE90-3920	ZE90-3912
KX450F	09-18	Red	ZE90-3122	ZE90-3920	ZE90-3902
KX450	19-23	Red	ZE90-3122	ZE90-3920	ZE90-3902
KX450X	21-23	Red	ZE90-3122	ZE90-3920	ZE90-3902
KLX300R	20-22	Red	ZE90-3142	ZE90-3920	ZE90-3902
SUZUKI					
RMZ250	07-22	Red	ZE90-3212	ZE90-3930	ZE90-3902
RMZ450	08-22	Red	ZE90-3222	ZE90-3920	ZE90-3902
RMZ250R	89-98	Red	ZE90-3242	ZE90-3920	ZE90-3902

Bike	Year	Color	Part number	Replacement Tip	Replacement Tip Mount
CRM50/80	93-97	Red	ZE90-3512	ZE90-3930	ZE90-3912
MONKEY125	93-97	Blue	ZE90-3516	ZE90-3930	ZE90-3916
	19-21	Black	ZE90-3550	ZE90-3930	ZE90-3900
CRM250R/AR	89-00	Red	ZE90-3522	ZE90-3930	ZE90-3902
XR250R/BAJA	87-94	Red	ZE90-3532	ZE90-3920	ZE90-3902
XR250/BAJA/MOTARD	95-07	Red	ZE90-3532	ZE90-3920	ZE90-3902
CRF250LM	12-21	Red	ZE90-3042	ZE90-3920	ZE90-3902
CRF250L(S)	21	Red	ZE90-3042	ZE90-3920	ZE90-3902
CRF250RALLY	17-21	Red	ZE90-3042	ZE90-3920	ZE90-3902
CRF250RALLY(S)	21	Red	ZE90-3042	ZE90-3920	ZE90-3902
CRF300L	21-22	Red	ZE90-3042	ZE90-3920	ZE90-3902
CRF300L RALLY	21-22	Red	ZE90-3042	ZE90-3920	ZE90-3902
CRF100L	16-19	Red	ZE90-3542	ZE90-3930	ZE90-3902
CRF1100L AFRICA TWIN	20-22	Red	ZE90-3542	ZE90-3930	ZE90-3902
CRF1100L AFRICA TWIN ADV SPORTS ES	20-22	Red	ZE90-3542	ZE90-3930	ZE90-3902
YAMAHA					
DT200WR	91-94	Red	ZE90-3502	ZE90-3930	ZE90-3902
DT200WR	91-94	Blue	ZE90-3506	ZE90-3930	ZE90-3906
DT230LANZA	97-00	Red	ZE90-3512	ZE90-3930	ZE90-3912
SEROW250	05-20	Black	ZE90-3360	ZE90-3930	ZE90-3900
TRICKER	04-18	Black	ZE90-3360	ZE90-3930	ZE90-3900
WR155R	20	Blue	ZE90-3306	ZE90-3920	ZE90-3906
WR250R/X	07-20	Blue	ZE90-3346	ZE90-3930	ZE90-3906
XT250X	06-17	Black	ZE90-3360	ZE90-3930	ZE90-3900
XT200	82-84	Red	ZE90-3502	ZE90-3930	ZE90-3902
XT200	82-84	Blue	ZE90-3506	ZE90-3930	ZE90-3906
XT250	08-22	Black	ZE90-3360	ZE90-3930	ZE90-3900
KAWASAKI					
KLX125,D-TRACKER125	10-16	Red	ZE90-3532	ZE90-3920	ZE90-3902
KLX150BF	16-17	Red	ZE90-3532	ZE90-3920	ZE90-3902
KLX150L	15-18	Red	ZE90-3532	ZE90-3920	ZE90-3902
KDX125SR	92-99	Red	-	ZE90-3920	ZE90-3902
KDX200SR	90-93	Red	-	ZE90-3920	ZE90-3902
KDX220SR	94-99	Red	-	ZE90-3920	ZE90-3902
KDX250SR	92-94	Red	-	ZE90-3920	ZE90-3902
KLX230	20-21	Red	ZE90-3012 #	ZE90-3920	ZE90-3902
	20-21	Black	ZE90-3010 #	ZE90-3920	ZE90-3900
KL250 SUPER SHERPA	97-07	Red	ZE90-3502	ZE90-3930	ZE90-3902
	97-07	Blue	ZE90-3506	ZE90-3930	ZE90-3906
KLX250,D-TRACKER	01-20	Red	ZE90-3142	ZE90-3920	ZE90-3902
KLX300	23	Red	ZE90-3142	ZE90-3920	ZE90-3902
KLX300SM	22-23	Red	ZE90-3142	ZE90-3920	ZE90-3902
SUZUKI					
RMX250S	96-98	Red	ZE90-3242	ZE90-3920	ZE90-3902
250SB	02-06	Red	ZE90-3142	ZE90-3920	ZE90-3902
DR-Z400S/SM	00-21	Red	ZE90-3242	ZE90-3920	ZE90-3902

It is recommended to set in the stock position. When lifted from the stock position, it will be close to the engine case.

Bike	Year	Part number				Replacement Tip	Replacement Tip Mount			
		Color					Color			
		Red	Blue	Orange	H-BLUE		Red	Blue	Orange	H-BLUE
KTM										
85SX	03-17	-	ZE90-3406	ZE90-3403	ZE90-3920	-	ZE90-3916	ZE90-3913	-	-
125SX/EXC	01-15	ZE90-3412	ZE90-3416	ZE90-3413	ZE90-3419	ZE90-3920	ZE90-3912	ZE90-3916	ZE90-3913	ZE90-3919
125SX	16	ZE90-3432	ZE90-3436	ZE90-3433	ZE90-3439	ZE90-3920	ZE90-3912	ZE90-3916	ZE90-3913	ZE90-3919
125SX	17-23	-	ZE90-3446	ZE90-3443	-	ZE90-3920	-	ZE90-3916	ZE90-3913	-
125EXC/XC-W	17-23	-	ZE90-3446	ZE90-3443	-	ZE90-3920	-	ZE90-3916	ZE90-3913	-
125XC	21-22	-	ZE90-3446	ZE90-3443	-	ZE90-3920	-	ZE90-3916	ZE90-3913	-
150SX/XC	09-15	ZE90-3412	ZE90-3416	ZE90-3413	ZE90-3419	ZE90-3920	ZE90-3912	ZE90-3916	ZE90-3913	ZE90-3919
150SX	17-23	-	ZE90-3446	ZE90-3443	-	ZE90-3920	-	ZE90-3916	ZE90-3913	-
150XC-W/XC-W TPI	17-23	-	ZE90-3446	ZE90-3443	-	ZE90-3920	-	ZE90-3916	ZE90-3913	-
200EXC	01-16	ZE90-3412	ZE90-3416	ZE90-3413	ZE90-3419	ZE90-3920	ZE90-3912	ZE90-3916	ZE90-3913	ZE90-3919
200SX/MMX	01-04	ZE90-3412	ZE90-3416	ZE90-3413	ZE90-3419	ZE90-3920	ZE90-3912	ZE90-3916	ZE90-3913	ZE90-3919
200XC/XC-W	06-15	ZE90-3412	ZE90-3416	ZE90-3413	ZE90-3419	ZE90-3920	ZE90-3912	ZE90-3916	ZE90-3913	ZE90-3919
250SX	17-22	ZE90-3412	ZE90-3416	ZE90-3413	ZE90-3419	ZE90-3920	ZE90-3912	ZE90-3916	ZE90-3913	ZE90-3919
250EXC/EXC TPI/XC TPI/XC-W	17-23	ZE90-3412	ZE90-3416	ZE90-3413	ZE90-3419	ZE90-3920	ZE90-3912	ZE90-3916	ZE90-3913	ZE90-3919
250SX-F/XC-F	11-12	-	ZE90-3426	ZE90-3423	-	ZE90-3930	-	ZE90-3916	ZE90-3913	-
250SX-F/XC-F	13-22	ZE90-3412	ZE90-3416	ZE90-3413	ZE90-3419	ZE90-3920	ZE90-3912	ZE90-3916	ZE90-3913	ZE90-3919
250SX-F/XC-F	23	-	ZE90-3426	ZE90-3423	-	ZE90-3930	-	ZE90-3916	ZE90-3913	-
250XC-F/XCF-W	09-11	ZE90-3412	ZE90-3416	ZE90-3413	ZE90-3419	ZE90-3920	ZE90-3912	ZE90-3916	ZE90-3913	ZE90-3919
250XC-F/XCF-W	12-16	-	ZE90-3426	ZE90-3423	-	ZE90-3930	-	ZE90-3916	ZE90-3913	-
250XC-F	17-23	ZE90-3412	ZE90-3416	ZE90-3413	ZE90-3419	ZE90-3920	ZE90-3912	ZE90-3916	ZE90-3913	ZE90-3919
300XC/XC TPI/EXC/EXC TPI/XC-W/XC-W TPI	17-23	ZE90-3412	ZE90-3416	ZE90-3413	ZE90-3419	ZE90-3920	ZE90-3912	ZE90-3916	ZE90-3913	ZE90-3919
350SX-F/XC-F	11-22	ZE90-3412	ZE90-3416	ZE90-3413	ZE90-3419	ZE90-3920	ZE90-3912	ZE90-3916	ZE90-3913	ZE90-3919
250SX-F/XC-F	23	-	ZE90-3426	ZE90-3423	-	ZE90-3930	-	ZE90-3916	ZE90-3913	-
350XC-F/XCF-W	12-16	-	ZE90-3426	ZE90-3423	-	ZE90-3920	-	ZE90-3916	ZE90-3913	-
350XC-F/XCF-W	17-23	ZE90-3412	ZE90-3416	ZE90-3413	ZE90-3419	ZE90-3920	ZE90-3912	ZE90-3916	ZE90-3913	ZE90-3919
450SX	03-06	ZE90-3412	ZE90-3416	ZE90-3413	ZE90-3419	ZE90-3920	ZE90-3912	ZE90-3916	ZE90-3913	ZE90-3919
450XS-F	07-08	ZE90-3412	ZE90-3416	ZE90-3413	ZE90-3419	ZE90-3920	ZE90-3912	ZE90-3916	ZE90-3913	ZE90-3919
450SX-F	07-12	ZE90-3412	ZE90-3416	ZE90-3413	ZE90-3419	ZE90-3920	ZE90-3912	ZE90-3916	ZE90-3913	ZE90-3919
450XC-F	08-09	ZE90-3412	ZE90-3416	ZE90-3413	ZE90-3419	ZE90-3920	ZE90-3912	ZE90-3916	ZE90-3913	ZE90-3919
450SX-F/XC-F	13-15	-	ZE90-3426	ZE90-3423	-	ZE90-3920	-	ZE90-3916	ZE90-3913	-
450SX-F/XC-F	16-22	ZE90-3432	ZE90-3436	ZE90-3433	ZE90-3439	ZE90-3920	ZE90-3912	ZE90-3916	ZE90-3913	ZE90-3919
450SX-F/XC-F	23	-	ZE90-3426	ZE90-3423	-	ZE90-3930	-	ZE90-3916	ZE90-3913	-
450EXC	03-16	-	ZE90-3426	ZE90-3423	-	ZE90-3930	-	ZE90-3916	ZE90-391	

FORGED SHIFT LEVER

- Forged lever arm shift lever available from ZETA.
- Shift arm is made of A2014 forged aluminum for durability.
- Black anodized finish forged arm.
- Foldable shift tip is made of CNC aluminum with knurled finish for better shift grip.
- Shift tip is color anodized with ZETA laser print logo.
- Available for most motocross and dual sport models.

RACER Application

Bike	Year	Color	Part number
HONDA			
CR80R/85R	96-07	Red	ZE90-4042
CRF150R	07-22	Red	ZE90-4012
CRF250R	04-09	Red	ZE90-4052
	10-17	Red	ZE90-4022
	18-23	Red	ZE90-4062
CRF450R	07-16	Red	ZE90-4032
CRF450R	17-23	Red	ZE90-4062
CRF250RX	19-23	Red	ZE90-4062
CRF450RX	17-23	Red	ZE90-4062
CRF450L	19-20	Red	ZE90-4062
CRF450RL	21-23	Red	ZE90-4062
CRF250X	04-17	Red	ZE90-4052
CRF450X	19-23	Red	ZE90-4062
CRF50F/70F (Standard)	04-23	Red	ZE90-4502
CRF50F/70F (10mm Long)	04-23	Red	ZE90-4512
CRF125F	14-18	Red	ZE90-4512
XR250R (ME06/ME08)	93-04	Red	ZE90-4532
XR400R	96-04	Red	ZE90-4532

Bike	Year	Color	Part number
YAMAHA			
YZ85	07-23	Blue	ZE90-4306
YZ125/250	06-23	Blue	ZE90-4316
YZ250F	06-13	Blue	ZE90-4336
YZ250F	14-23	Blue	ZE90-4326
YZ250F (10mmLong)	06-13	Blue	ZE90-4336
YZ250F	14-23	Blue	ZE90-4326
YZ125X	17-23	Blue	ZE90-4316
YZ250X	16-23	Blue	ZE90-4316
YZ250FX	15-19	Blue	ZE90-4356
YZ250FX	20-23	Blue	ZE90-4326
YZ250FX	16-23	Blue	ZE90-4326
WR250F	07-13	Blue	ZE90-4336
WR250F	15-19	Blue	ZE90-4356
WR250F	20-23	Blue	ZE90-4326
WR450F	07-15	Blue	ZE90-4336
WR450F	16-23	Blue	ZE90-4326
TTR50E (Standard)	06-23	Blue	ZE90-4506
TTR50E (10mmLong)	06-23	Blue	ZE90-4516

Bike	Year	Color	Part number
KAWASAKI			
KX250F	09-18	Red	ZE90-4112
KX250	19-23	Red	ZE90-4112
KX250X	21-23	Red	ZE90-4112
KX450F	09-18	Red	ZE90-4122
KX450	19-23	Red	ZE90-4122
KX450X	21-23	Red	ZE90-4122
KLX300R	20-22	Red	ZE90-4142
SUZUKI			
RMZ250	07-22	Red	ZE90-4212
RMZ450	08-22	Red	ZE90-4222
RMX250R	89-98	Red	ZE90-4242

Bike	Year	Color	Part number
HONDA			
CRM50/80	93-97	Red	ZE90-4512
CRM50/80	93-97	Blue	ZE90-4516
CRM250R/AR	89-00	Red	ZE90-4522
XLR250R/BAJA	87-94	Red	ZE90-4532
XR250/BAJA/MOTARD	95-07	Red	ZE90-4532
CRF250L/M	12-21	Red	ZE90-4042
CRF250L(S)	21	Red	ZE90-4042
CRF250RALLY	17-21	Red	ZE90-4042
CRF250RALLY(S)	21	Red	ZE90-4042
CRF300L	21-22	Red	ZE90-4042
CRF300L RALLY	21-22	Red	ZE90-4042

Bike	Year	Color	Part number
YAMAHA			
DT200WR	91-94	Red	ZE90-4502
DT200WR	91-94	Blue	ZE90-4506
DT230LANZA	97-00	Red	ZE90-4512
DT230LANZA	97-00	Blue	ZE90-4516
WR155R	20	Blue	ZE90-4306
WR250R/X	07-20	Blue	ZE90-4346
XT200	82-84	Red	ZE90-4502
	82-84	Blue	ZE90-4506

Bike	Year	Color	Part number
KAWASAKI			
KLX125,D-TRACKER125	10-16	Red	ZE90-4532
KLX150BF	16-17	Red	ZE90-4532
KLX150L	15-18	Red	ZE90-4532
KLX230	20-21	Red	ZE90-4012 #
KL250 SUPER SHERPA	97-07	Red	ZE90-4502
KL250 SUPER SHERPA	97-07	Blue	ZE90-4506
KLX250,D-TRACKER	01-20	Red	ZE90-4142
KLX300	23	Red	ZE90-4142
KLX300SM	22-23	Red	ZE90-4142
SUZUKI			
RMX250S	96-98	Red	ZE90-4242
250SB	02-06	Red	ZE90-4142
DRZ400S/SM	00-21	Red	ZE90-4242

It is recommended to set in the stock position.
When lifted from the stock position, it will be close to the engine case.



Bike	Year	Part number			
		Red	Blue	Orange	H-BLUE
KTM					
85SX	03-17	-	ZE90-4406	ZE90-4403	-
125SX/EXC	01-15	ZE90-4412	ZE90-4416	ZE90-4413	ZE90-4419
125SX	16	ZE90-4432	ZE90-4436	ZE90-4433	ZE90-4439
125SX	17-23	-	-	-	-
125EXC/XC-W	17-22	-	ZE90-4446	ZE90-4443	-
125XC	21-23	-	ZE90-4446	ZE90-4443	-
150SX/XC	09-15	ZE90-4412	ZE90-4416	ZE90-4413	ZE90-4419
150SX	17-22	-	ZE90-4446	ZE90-4443	-
150EXC/XC-W/XC-W TPI	17-23	-	ZE90-4446	ZE90-4443	-
200EXC	01-16	ZE90-4412	ZE90-4416	ZE90-4413	ZE90-4419
200SX/MXC	01-04	ZE90-4412	ZE90-4416	ZE90-4413	ZE90-4419
200XC/XC-W	06-15	ZE90-4412	ZE90-4416	ZE90-4413	ZE90-4419
250SX	17-22	ZE90-4412	ZE90-4416	ZE90-4413	ZE90-4419
250EXC/EXC TPI/XC TPI/XC-W	17-23	ZE90-4412	ZE90-4416	ZE90-4413	ZE90-4419
250SX-F/XC-F	11-12	-	ZE90-4426	ZE90-4423	-
250SX-F/XC-F	13-22	ZE90-4412	ZE90-4416	ZE90-4413	ZE90-4419
250SX-F/XC-F	23	-	ZE90-4426	ZE90-4423	-
250EXC-F/XCF-W	09-11	ZE90-4412	ZE90-4416	ZE90-4413	ZE90-4419
250EXC-F/XCF-W	12-16	-	ZE90-4426	ZE90-4423	-
250EXC-F	17-23	ZE90-4412	ZE90-4416	ZE90-4413	ZE90-4419
300XC/XC TPI/EXC/EXC TPI/XC-W/XC-W TPI	17-23	ZE90-4412	ZE90-4416	ZE90-4413	ZE90-4419
350SX-F/XC-F	11-22	ZE90-4412	ZE90-4416	ZE90-4413	ZE90-4419
350SX-F/XC-F	23	-	ZE90-4426	ZE90-4423	-
350EXC-F/XCF-W	12-16	-	ZE90-4426	ZE90-4423	-
350EXC-F/XCF-W	17-23	ZE90-4412	ZE90-4416	ZE90-4413	ZE90-4419
450SX	03-06	ZE90-4412	ZE90-4416	ZE90-4413	ZE90-4419
450SXS-F	07-08	ZE90-4412	ZE90-4416	ZE90-4413	ZE90-4419
450SX-F	07-12	ZE90-4412	ZE90-4416	ZE90-4413	ZE90-4419
450XC-F	08-09	ZE90-4412	ZE90-4416	ZE90-4413	ZE90-4419
450SX-F/XC-F	13-15	-	ZE90-4426	ZE90-4423	-
450SX-F/XC-F	16-22	ZE90-4432	ZE90-4436	ZE90-4433	ZE90-4439
450SX-F/XC-F	23	-	ZE90-4426	ZE90-4423	-
450XC	03-16	-	ZE90-4426	ZE90-4423	-
450EXC-F	17-23	ZE90-4432	ZE90-4436	ZE90-4433	ZE90-4439
450XC-F/W	23	ZE90-4432	ZE90-4436	ZE90-4433	ZE90-4439
450XC-W	07-15	-	ZE90-4426	ZE90-4423	-
500EXC	12-16	-	ZE90-4426	ZE90-4423	-
500EXC-F/XCF-W	17-23	ZE90-4432	ZE90-4436	ZE90-4433	ZE90-4439
500XC-W	12-16	-	ZE90-4426	ZE90-4423	-
505SX-F	07-08	ZE90-4412	ZE90-4416	ZE90-4413	ZE90-4419
505XC-F	08-09	ZE90-4412	ZE90-4416	ZE90-4413	ZE90-4419
690 ENDURO R	14-18	ZE90-4432	ZE90-4436	ZE90-4433	ZE90-4439
HUSQVARNA					
TC85	15-17	-	ZE90-4406	ZE90-4403	-
TC125	14-15	ZE90-4412	ZE90-4416	ZE90-4413	ZE90-4419
TC125	16	ZE90-4432	ZE90-4436	ZE90-4433	ZE90-4439
TC125	17-23	-	ZE90-4446	ZE90-4443	-
TC250	17-22	ZE90-4412	ZE90-4416	ZE90-4413	ZE90-4419
FC250/350	14-22	ZE90-4412	ZE90-4416	ZE90-4413	ZE90-4419
FC250/350	23	-	ZE90-4426	ZE90-4423	-
FC450	14-15	-	ZE90-4426	ZE90-4423	-
FC450	16-22	ZE90-4432	ZE90-4436	ZE90-4433	ZE90-4439
FC450	23	-	ZE90-4426	ZE90-4423	-
TX125	17-19	-	ZE90-4446	ZE90-4443	-
FX350	17-23	ZE90-4412	ZE90-4416	ZE90-4413	ZE90-4419
FX450	17-22	ZE90-4432	ZE90-4436	ZE90-4433	ZE90-4439
FX450	23	-	ZE90-4426	ZE90-4423	-
TE125	14-16	ZE90-4412	ZE90-4416	ZE90-4413	ZE90-4419
TE150/I	17-23	-	ZE90-4446	ZE90-4443	-
TE250/I	17-23	ZE90-4412	ZE90-4416	ZE90-4413	ZE90-4419
TE300/I	17-23	ZE90-4412	ZE90-4416	ZE90-4413	ZE90-4419
FE250-501	14-16	-	ZE90-4426	ZE90-4423	-
FE250/350	17-23	ZE90-4412	ZE90-4416	ZE90-4413	ZE90-4419
FE450/501	17-23	ZE90-4432	ZE90-4436	ZE90-4433	ZE90-4439
FS450	15	-	ZE90-4426	ZE90-4423	-
FS450	16-22	ZE90-4432	ZE90-4436	ZE90-4433	ZE90-4439
701ENDURO/SUPERMOTO	16-22	ZE90-4432	ZE90-4436	ZE90-4433	ZE90-4439
701ENDURO LR	20	ZE90-4432	ZE90-4436	ZE90-4433	ZE90-4439
GASGAS					
MC250	22-23	ZE90-4412	ZE90-4416	ZE90-4413	ZE90-4419
MC250F	21-23	ZE90-4412	ZE90-4416	ZE90-4413	ZE90-4419
MC350F	22-23	ZE90-4412	ZE90-4416	ZE90-4413	ZE90-4419
MC450F	21-23	ZE90-4432	ZE90-4436	ZE90-4433	ZE90-4439
EC250	21-23	ZE90-4412	ZE90-4416	ZE90-4413	ZE90-4419
EC300	21-23	ZE90-4412	ZE90-4416	ZE90-4413	ZE90-4419
EC250F	21-23	ZE90-4412	ZE90-4416	ZE90-4413	ZE90-4419
EC350F	21-23	ZE90-4412	ZE90-4416	ZE90-4413	ZE90-4419
EX250	22-23	ZE90-4412	ZE90-4416	ZE90-4413	ZE90-4419
EX300	21-23	ZE90-4412	ZE90-4416	ZE90-4413	ZE90-4419
EX250F	21-23	ZE90-4412	ZE90-4416	ZE90-4413	ZE90-4419
EX350F	21-23	ZE90-4412	ZE90-4416	ZE90-4413	ZE90-4419
EX450F	21-23	ZE90-4432	ZE90-4436	ZE90-4433	ZE90-4439



Bike	Year	Color	Part number
HONDA			
CRF250R	04-23	Red	ZE90-7012
CRF450R	05-23	Red	ZE90-7012
CRF250RX	19-23	Red	ZE90-7012
CRF450RX	17-23	Red	ZE90-7012
CRF250L/M	12-20	Red	ZE90-7022
CRF250L	21	Red	ZE90-7032
CRF250L(S)	21	Red	ZE90-7032
CRF300L	21	Red	ZE90-7032
CRF250RALLY	17-20	Red	ZE90-7022
CRF250RALLY	21	Red	ZE90-7032
CRF250RALLY(S)	21-22	Red	ZE90-7032
CRF300L RALLY	21-22	Red	ZE90-7032
CRF1000L/DCT	16-19	Red	ZE90-7082
CRF1100L AFRICA TWIN /DCT	20-22	Red	ZE90-7082
CRF1100L AFRICA TWIN ADV SPORTS ES/DCT	20-22	Red	ZE90-7082
YAMAHA			
YZ125	05-23	Blue	ZE90-7316
YZ250	05-23	Blue	ZE90-7316
YZ250F	10-23	Blue	ZE90-7326
YZ450F	19-22	Blue	ZE90-7336
YZ125X	17-23	Blue	ZE90-7316
YZ250X	16-23	Blue	ZE90-7316
YZ250FX	15-23	Blue	ZE90-7326
YZ450FX	16-23	Blue	ZE90-7336
WR250F	15-23	Blue	ZE90-7326
WR450F	12-23	Blue	ZE90-7336
WR250R/X	07-20	Blue	ZE90-7346
SEROW250	05-20	Black	ZE90-7350
TRICKER	04-18	Black	ZE90-7350
XT250X	06-17	Black	ZE90-7350
XT250	08-22	Black	ZE90-7350
KWASAKI			
KX250F	06-18	Red	ZE90-7112
KX250	19-20	Red	ZE90-7112
KX450F	16-18	Red	ZE90-7122
KX450	19-20	Red	ZE90-7122
KLX300R	20-22	Red	ZE90-7182
KLX250/D-TRACKER	01-20	Red	ZE90-7182
KLX300	23	Red	ZE90-7182
KLX300SM	22-23	Red	ZE90-7182
SUZUKI			
RMZ250	13-18	Red	ZE90-7212
RMZ450	08-22	Red	ZE90-7222
RMX450Z	10-19	Red	ZE90-7222
250SB	02-06	Red	ZE90-7182
DRZ400S/SM	00-21	Red	ZE90-7282

Bike	Year	Color			
		Red	Blue	Orange	H-BLUE
KTM					
125EXC	11-16	-	ZE90-7416	ZE90-7413	-
125SX	11-15	-	ZE90-7416	ZE90-7413	-
125SX	16-22	ZE90-7422	-	ZE90-7423	ZE90-7429
125XC	21-22	ZE90-7422	-	ZE90-7423	ZE90-7429
125XC-W	17	ZE90-7422	-	ZE90-7423	ZE90-7429
150SX/XC	11-15	-	ZE90-7416	ZE90-7413	-
150SX/XC-W	16-22	ZE90-7422	-	ZE90-7423	ZE90-7429
150EXC/TPI/XC-W TPI	20-23	ZE90-7432	-	ZE90-7433	ZE90-7439
200EXC/XC/XC-W	01-16	-	ZE90-7416	ZE90-7413	-
250SX	11-16	-	ZE90-7416	ZE90-7413	-
250SX	17-22	ZE90-7432	-	ZE90-7433	ZE90-7439
250EXC/EXC TPI/XC-W/XC-W TPI	17-23	ZE90-7432	-	ZE90-7433	ZE90-7439
250SX-F/XC-F	11-15	-	ZE90-7416	ZE90-7413	-
250SX-F/XC-F	16-22	ZE90-7422	-	ZE90-7423	ZE90-7429
250EXC-F/XCF-W	11-16	-	ZE90-7416	ZE90-7413	-
250EXC-F	17-23	ZE90-7432	-	ZE90-7433	ZE90-7439
300XC/XC-W	11-16	-	ZE90-7416	ZE90-7413	-
300XC/XC-W/XC-W TPI	17-23	ZE90-7432	-	ZE90-7433	ZE90-7439
300EXC	17-23	ZE90-7432	-	ZE90-7433	ZE90-7439
350SX-F/XC-F	11-15	-	ZE90-7416	ZE90-7413	-
350SX-F/XC-F	16-22	ZE90-7422	-	ZE90-7423	ZE90-7429
350EXC-F/XCF-W	11-16	-	ZE90-7416	ZE90-7413	-
350EXC-F/XCF-W	17-23	ZE90-7432	-	ZE90-7433	ZE90-7439
450SX-F/XC-F	11-15	-	ZE90-7416	ZE90-7413	-
450SX-F	16-22	ZE90-7422	-	ZE90-7423	ZE90-7429
450EXC/XC-W	12-16	-	ZE90-7416	ZE90-7413	-
450EXC-F/XCF-W	17-23	ZE90-7422	-	ZE90-7423	ZE90-7429
500EXC/XC-W	12-16	-	ZE90-7416	ZE90-7413	-
500EXC-F/XCF-W	17-23	ZE90-7422	-	ZE90-7423	ZE90-7429
HUSQVARNA					
TC125	16-22	ZE90-7422	-	ZE90-7423	ZE90-7429
TC250	14-16	-	ZE90-7416	ZE90-7413	-
TC250	17-22	ZE90-7432	-	ZE90-7433	ZE90-7439
FC250/350/450	14-15	-	ZE90-7416	ZE90-7413	-
FC250/350/450	16-22	ZE90-7422	-	ZE90-7423	ZE90-7429
TX125	17-19	ZE90-7432	-	ZE90-7433	ZE90-7439
FX350/450	17-22	ZE90-7422	-	ZE90-7423	ZE90-7429
TE150/I	17-23	ZE90-7432	-	ZE90-7433	ZE90-7439
TE250/300	14-16	-	ZE90-7416	ZE90-7413	-
TE250/300/300I	17-23	ZE90-7432	-	ZE90-7433	ZE90-7439
TX300/300I	17-22	ZE90-7432	-	ZE90-7433	ZE90-7439
FE250-501	14-16	-	ZE90-7416	ZE90-7413	-
FE250/350	17-23	ZE90-7432	-	ZE90-7433	ZE90-7439
FE450/501	17-21	ZE90-7422	-	ZE90-7423	ZE90-7429
FE450/501	22-23	ZE90-7432	-	ZE90-7433	ZE90-7439
FS450	15	-	ZE90-7416	ZE90-7413	-
FS450	16-22	ZE90-7422	-	ZE90-7423	ZE90-7429
GASGAS					
MC125	21-23	ZE90-7422	-	ZE90-7423	ZE90-7429
MC250	22-23	ZE90-7432	-	ZE90-7433	ZE90-7439
EC250	21-23	ZE90-7432	-	ZE90-7433	ZE90-7439
EX250	22-23	ZE90-7432	-	ZE90-7433	ZE90-7439
MC250F	21-23	ZE90-7422	-	ZE90-7423	ZE90-7429
EX250F	21-23	ZE90-7422	-	ZE90-7423	ZE90-7429
EC250F	21-23	ZE90-7432	-	ZE90-7433	ZE90-7439
EG300	21-23	ZE90-7432	-	ZE90-7433	ZE90-7439
EX300	21-23	ZE90-7432	-	ZE90-7433	ZE90-7439
MC350F	22-23	ZE90-7422	-	ZE90-7423	ZE90-7429
EX350F	21-23	ZE90-7422	-	ZE90-7423	ZE90-7429
EC350F	21-23	ZE90-7432	-	ZE90-7433	ZE90-7439
MC450F	21-23	ZE90-7422	-	ZE90-7423	ZE90-7429
EX450F	21-23	ZE90-7422	-	ZE90-7423	ZE90-7429

NOTE : After selecting the TIP position, please apply a screw lock agent to be sure to bolt.

Replacement Tip Mount

Color	Part #
Black	ZE90-7900
Red	ZE90-7902
Orange	ZE90-7903
Blue	ZE90-7906
H-Blue	ZE90-7909

Replacement Pin Set

Part #
ZE90-7929

TRIGGER



- ZE90-7012**
CRF250R/450R
- ZE90-7416**
Husqvarna
- ZE90-7350**
SEROW250
TRICKER
XT250X
XT250
- ZE90-7423**
KTM
- ZE90-7429**
Husqvarna

ZETA TRIGGER BRAKE PEDAL

- Brake arm is made of forged A2014 aluminum for durability.
- Black anodized finish with laser print logo.
- Made of CNC machined 7000 grade aluminum.
- Bolt, pin and spring are made of stainless steel for less corrosion.
- Comes with brake saver.



ZE90-7082
CRF1000L Africa twin



Black anodized finish with laser print logo.



Thin tip design to prevent it from hitting the ground. Designed to prevent sand and mud from entering the tip folding area from front and side of brake tips. Pins are designed for sensitive pedal control and traction.



Designed to prevent sand and mud from entering tip folding area from front and side of brake tips.



Provides 2 different positions.

ZETA

- CONTROL
- LEVER
- HANDLEBAR ACCESSORIES
- HAND GUARD
- BODY GUARD
- BODY PARTS
- FOOT PARTS
- SUSPENSION
- ACCESSORIES
- CARBON




ALUMINUM FOOTPEG



Black

ZETA ALUMINUM FOOT PEGS

- CNC machined A2014 forged aluminum foot peg.
- 57 mm width foot pegs provides better foot peg traction and control.
- Light weight design comes with beautiful anodized finish and Zeta laser print logo.
- SUS 304 stainless pins provides better grip.
- Available for recent MX bikes.



H-Blue

Blue

Green

Orange

Red

CONTROL



LEVER



HANDLEBAR ACCESSORIES



HAND GUARD



BODY GUARD



BODY PARTS



FOOT PARTS



SUSPENSION



ACCESSORIES



CARBON



Bike	Year	Black	Red
HONDA			
CR125R/250R	02-07	ZE93-1020	ZE93-1022
CRF150R	07-22	ZE93-1020	ZE93-1022
CRF250R	04-23	ZE93-1020	ZE93-1022
CRF450R	02-23	ZE93-1020	ZE93-1022
CRF250RX	19-23	ZE93-1020	ZE93-1022
CRF450RX	17-23	ZE93-1020	ZE93-1022
CRF250X	04-17	ZE93-1020	ZE93-1022
CRF450X	05-23	ZE93-1020	ZE93-1022
CRF250L/M	12-21	ZE93-1020	ZE93-1022
CRF250L(S)	21	ZE93-1020	ZE93-1022
CRF250RALLY	17-21	ZE93-1020	ZE93-1022
CRF250RALLY(S)	21	ZE93-1020	ZE93-1022
CRF300L	21-22	ZE93-1020	ZE93-1022
CRF300RALLY	21-22	ZE93-1020	ZE93-1022
CRF450L	19-20	ZE93-1020	ZE93-1022
CRF450RL	21-23	ZE93-1020	ZE93-1022
CRF1100L AFRICA TWIN/DCT	18-19	ZE93-1020	ZE93-1022
CRF1100L AFRICA TWIN/DCT	20-21	ZE93-1020	ZE93-1022
CRF1100L AFRICA TWIN ADV SPORTS ES/DCT	20-21	ZE93-1020	ZE93-1022
GROM	13-22	ZE93-1100	-
MONKEY125	20-22	ZE93-1100	-

Bike	Year	Black	Blue
YAMAHA			
YZ65	18-23	ZE93-1620	ZE93-1623
YZ85	02-23	ZE93-1620	ZE93-1623
YZ125	97-23	ZE93-1620	ZE93-1623
YZ250	98-23	ZE93-1620	ZE93-1623
YZ250F	01-16	ZE93-1620	ZE93-1623
	#1 17-23	ZE93-1620	ZE93-1623
	03-15	ZE93-1620	ZE93-1623
YZ450F	16-22	ZE93-1620	ZE93-1623
	#1 17-23	ZE93-1620	ZE93-1623
YZ125X	17-23	ZE93-1620	ZE93-1623
YZ250X	16-23	ZE93-1620	ZE93-1623
YZ250FX	#1 15-23	ZE93-1620	ZE93-1623
YZ450FX	#1 16-23	ZE93-1620	ZE93-1623
WR250F	01-06	ZE93-1620	ZE93-1623
	#1 07-23	ZE93-1620	ZE93-1623
	03-15	ZE93-1620	ZE93-1623
WR450F	16-23	ZE93-1620	ZE93-1623
SEROW250	05-20	ZE93-1670	-
TRICKER	#2 04-18	ZE93-1670	-
WR155R	#2 20	ZE93-1670	-
WR250R/X	07-20	-	ZE93-1663
XT250	#3 08-22	ZE93-1670	-
TENERE700	#4 20-22	ZE93-1620	ZE93-1623

Bike	Year	Black	Red	Blue	Orange	H-Blue
KTM						
65SX	09-23	ZE93-1810	-	-	ZE93-1817	ZE93-1819
	13-17	ZE93-1810	-	-	ZE93-1817	ZE93-1819
85SX	18-23	ZE93-1820	ZE93-1822	ZE93-1823	ZE93-1827	ZE93-1829
	98-15	ZE93-1810	-	-	ZE93-1817	ZE93-1819
125SX/250-450SX-F	16-22	ZE93-1820	ZE93-1822	ZE93-1823	ZE93-1827	ZE93-1829
	17-22	ZE93-1810	-	-	ZE93-1817	ZE93-1819
250SX	17-22	ZE93-1820	ZE93-1822	ZE93-1823	ZE93-1827	ZE93-1829
	98-16	ZE93-1810	-	-	ZE93-1817	ZE93-1819
125-530 EXC/EXC-F	98-16	ZE93-1810	-	-	ZE93-1817	ZE93-1819
	#5 17-23	ZE93-1820	ZE93-1822	ZE93-1823	ZE93-1827	ZE93-1829
125-300XC	06-16	ZE93-1810	-	-	ZE93-1817	ZE93-1819
	17-22	ZE93-1820	ZE93-1822	ZE93-1823	ZE93-1827	ZE93-1829
250-450XC-F	08-15	ZE93-1810	-	-	ZE93-1817	ZE93-1819
	16-22	ZE93-1820	ZE93-1822	ZE93-1823	ZE93-1827	ZE93-1829
200-530XC-W/XCF-W	06-22	ZE93-1810	-	-	ZE93-1817	ZE93-1819
125-300XC-W	#5 17-23	ZE93-1820	ZE93-1822	ZE93-1823	ZE93-1827	ZE93-1829
FREERIDE250F	18-19	ZE93-1810	-	-	ZE93-1817	ZE93-1819
FREERIDE250R	14-17	ZE93-1810	-	-	ZE93-1817	ZE93-1819
FREERIDE350	12-17	ZE93-1810	-	-	ZE93-1817	ZE93-1819
790ADVENTURE/R	19-22	ZE93-1810	-	-	ZE93-1817	ZE93-1819
890ADVENTURE/R	21	ZE93-1810	-	-	ZE93-1817	ZE93-1819
950ADVENTURE/S	03-06	ZE93-1810	-	-	ZE93-1817	ZE93-1819
950SUPER ENDURO/R	ALL	ZE93-1810	-	-	ZE93-1817	ZE93-1819
950SUPER MOTO/R	05-08	ZE93-1810	-	-	ZE93-1817	ZE93-1819
990ADVENTURE/R/S	ALL	ZE93-1810	-	-	ZE93-1817	ZE93-1819
990SUPER MOTO/R/T	09-13	ZE93-1810	-	-	ZE93-1817	ZE93-1819
1050ADVENTURE	15-16	ZE93-1810	-	-	ZE93-1817	ZE93-1819
1090ADVENTURE/R	17	ZE93-1810	-	-	ZE93-1817	ZE93-1819
1190ADVENTURE/R	13-16	ZE93-1810	-	-	ZE93-1817	ZE93-1819
1290SUPER ADVENTUR/R/S/T	15-17	ZE93-1810	-	-	ZE93-1817	ZE93-1819

Bike	Year	Black	Red	Blue	Orange	H-Blue
HUSQVARNA						
TC65	17-23	ZE93-1810	-	-	ZE93-1817	ZE93-1819
	14-17	ZE93-1810	-	-	ZE93-1817	ZE93-1819
TC85	18-23	ZE93-1820	ZE93-1822	ZE93-1823	ZE93-1827	ZE93-1829
	14-15	ZE93-1810	-	-	ZE93-1817	ZE93-1819
TC125/FC250-450	16-22	ZE93-1820	ZE93-1822	ZE93-1823	ZE93-1827	ZE93-1829
	14-16	ZE93-1810	-	-	ZE93-1817	ZE93-1819
TC250	17-22	ZE93-1820	ZE93-1822	ZE93-1823	ZE93-1827	ZE93-1829
	14-16	ZE93-1810	-	-	ZE93-1817	ZE93-1819
TE/FE150-501	#5 17-23	ZE93-1820	ZE93-1822	ZE93-1823	ZE93-1827	ZE93-1829
TX125	#5 17-19	ZE93-1820	ZE93-1822	ZE93-1823	ZE93-1827	ZE93-1829
TX/FX300-450	17-22	ZE93-1820	ZE93-1822	ZE93-1823	ZE93-1827	ZE93-1829
FS450	15	ZE93-1810	-	-	ZE93-1817	ZE93-1819
	#5 16-22	ZE93-1820	ZE93-1822	ZE93-1823	ZE93-1827	ZE93-1829

Bike	Year	Black	Green
GASGAS			
MC65	21-23	ZE93-1810	-
MC85	21-23	ZE93-1820	ZE93-1822
MC125	21-23	ZE93-1820	ZE93-1822
MC250	22-23	ZE93-1820	ZE93-1822
MC250F	21-23	ZE93-1820	ZE93-1822
MC350F	22-23	ZE93-1820	ZE93-1822
MC450F	21-23	ZE93-1820	ZE93-1822
EC300	21-23	ZE93-1820	ZE93-1822
EC250F/350F	21-23	ZE93-1820	ZE93-1822
EX250	22-23	ZE93-1820	ZE93-1822
EX300	21-23	ZE93-1820	ZE93-1822
EX250F/350F/450F	21-23	ZE93-1820	ZE93-1822

Bike	Year	Black	Blue	Orange	H-Blue
BETA					
RR2T 125-300	13-19	ZE93-1810	-	-	ZE93-1817
RR4T 350-500	10-19	ZE93-1810	-	-	ZE93-1817
X-TRAINER	15-22	ZE93-1810	-	-	ZE93-1817

- #1 stock +5mm
- #2 Includes special spring. D48-01-112 Foot Peg Pin/Spring Set cannot be used.
- #3 Includes special spring. D48-01-112 Foot Peg Pin/Spring Set cannot be used.
- #4 D48-01-110 Required
- #5 stock -5mm

Replacement Pin Set

Part #
ZE90-1997



FRONT FORK TOP CAP

- Made of CNC machined 7000 grade aluminum, durable and light weight design.
- Top cap integrated damping adjuster allows you to adjust damping ratio without any tools, quick and easy to adjust.
- Integrated air bleeder on top cap provides more space, no need to worry about air bleeder breakage by hitting handlebar.



Bike	Year	Black	Red	Blue
HONDA				
CR80/85	96-07	-	ZE56-10042	-
CRF150R	07-22	-	ZE56-10042	-
CRF250R	15-17	-	ZE56-10082	-
	18-23	-	ZE56-10172	-
CRF450R	09-12	ZE56-10180	-	ZE56-10186
	13-14	-	ZE56-10062	-
	17-23	-	ZE56-10172	-
CRF250RX	19-23	-	ZE56-10172	-
CRF450RX	17-23	-	ZE56-10172	-
CRF450X	19-23	-	ZE56-10172	-
CRF450L	19-20	-	ZE56-10172	-
CRF450RL	21-23	-	ZE56-10172	-
XR250	03-07	ZE56-10110	ZE56-10112	-
CRM250R/AR	91-98	-	ZE56-10122	-
CRF250L	12-21	-	ZE56-10132	-
CRF250L (S)	21	-	ZE56-10132	-
CRF250M	12-17	-	ZE56-10132	-
CRF250RALLY	17-21	-	ZE56-10132	-
CRF250RALLY (S)	21	-	ZE56-10132	-
CRF300L	21-22	-	ZE56-10132	-
CRF300RALLY	21-22	-	ZE56-10132	-

Bike	Year	Black	Red	Blue
YAMAHA				
YZ80/85	93-18	-	-	ZE56-10056
YZ125	04	ZE56-10030	-	ZE56-10036
	06-23	ZE56-10180	-	ZE56-10186
YZ250	04	ZE56-10030	-	ZE56-10036
	06-23	ZE56-10180	-	ZE56-10186
YZ250F	04	ZE56-10030	-	ZE56-10036
	06-23	ZE56-10180	-	ZE56-10186
YZ450F	06-23	ZE56-10180	-	ZE56-10186
YZ125X	17-23	ZE56-10180	-	ZE56-10186
YZ250X	16-23	ZE56-10180	-	ZE56-10186
YZ250FX	15-23	ZE56-10180	-	ZE56-10186
YZ450FX	16-23	ZE56-10180	-	ZE56-10186
WR250F	06-14	ZE56-10030	-	ZE56-10036
WR450F	15-23	ZE56-10180	-	ZE56-10186
	05-11	ZE56-10030	-	ZE56-10036
WR250R/X	12-23	ZE56-10180	-	ZE56-10186
	07-17	-	-	ZE56-10016
DT200WR	91-94	ZE56-10140	-	-

Bike	Year	Black	Red	Blue
KAWASAKI				
KX80/85	92-23	ZE56-10100	-	-
KX100	95-21	ZE56-10100	-	-
KX112	22-23	ZE56-10100	-	-
KX125	03-08	ZE56-10030	-	ZE56-10036
KX250	03-04	ZE56-10030	-	ZE56-10036
KX250F	04-05	ZE56-10030	-	ZE56-10036
KX250	20-23	ZE56-10180	-	ZE56-10186
KX250X	21-23	ZE56-10180	-	ZE56-10186
KX450F	08-12	ZE56-10180	-	ZE56-10186
KX450	13-14	-	ZE56-10070	-
	19-23	-	ZE56-10172	-
KX450X	21-23	-	ZE56-10172	-
KLX450R	07-19	ZE56-10180	-	ZE56-10186
KDX250SR	91-94	ZE56-10110	ZE56-10112	-
KDX250R	93-95	ZE56-10110	ZE56-10112	-
KLX250SR	91-94	ZE56-10110	ZE56-10112	-
KLX250R	93-97	ZE56-10110	ZE56-10112	-
KLX250	98-16	ZE56-10110	ZE56-10112	-
SUZUKI				
RM85	02-19	-	ZE56-10042	-
RM-Z250	04-06	ZE56-10030	-	ZE56-10036
	16-18	ZE56-10160	-	-
	19-22	ZE56-10180	-	ZE56-10186
RM-Z450	15-17	ZE56-10090	-	-
	18-22	-	ZE56-10172	-
HUSQVARNA				
CR150	11	ZE56-10180	-	ZE56-10186
TC250	10-13	ZE56-10180	-	ZE56-10186
TC449	11-13	ZE56-10180	-	ZE56-10186
CR125	10-13	ZE56-10180	-	ZE56-10186
CR450	10	ZE56-10180	-	ZE56-10186
TXC250	10-13	ZE56-10180	-	ZE56-10186
TXC449	11-13	ZE56-10180	-	ZE56-10186
TXC450	10	ZE56-10180	-	ZE56-10186
TXC510	10	ZE56-10180	-	ZE56-10186
TXC511	11-13	ZE56-10180	-	ZE56-10186

Bike	Year	Black	Blue
GASGAS			
EC250	18-20	ZE56-10180	ZE56-10186
XC250	18-20	ZE56-10180	ZE56-10186
EC300	18-20	ZE56-10180	ZE56-10186
XC300	18-20	ZE56-10180	ZE56-10186
ENDURO GP250	18-20	ZE56-10180	ZE56-10186
ENDURO GP300	18-20	ZE56-10180	ZE56-10186
SHERCO			
250SE FACTORY	19-22	ZE56-10180	ZE56-10186
300SE FACTORY	19-22	ZE56-10180	ZE56-10186
250SE FACTORY	19-22	ZE56-10180	ZE56-10186
300SE FACTORY	19-22	ZE56-10180	ZE56-10186
450SE FACTORY	19-22	ZE56-10180	ZE56-10186
500SE FACTORY	19-20	ZE56-10180	ZE56-10186
125SC FACTORY	19-20	ZE56-10180	ZE56-10186
250SC FACTORY	19-20	ZE56-10180	ZE56-10186
300SC FACTORY	19-20	ZE56-10180	ZE56-10186
250SC FACTORY	19-20	ZE56-10180	ZE56-10186
300SC FACTORY	19-20	ZE56-10180	ZE56-10186
450SC FACTORY	19-20	ZE56-10180	ZE56-10186
500SC FACTORY	19-20	ZE56-10180	ZE56-10186



SEROW250



KLX230R



Softest position (-5 mm)

Stock position (0 mm)

Hardest position (+10 mm)



CT125

FRONT FORK TOP CAP INITIAL ADJUSTER

- Allows to adjustment of the front suspension preload.
- The preload adjustment range is set from -5mm to +10mm, and it supports various situations such as a light weight rider or trail rider.
- An air bleeder is equipped to release pressure in the suspension without special tools.
- Setting initial preload to the spring is to reduce (Nose dive) spring bottoming out by heavy braking.
- 1 set for left and right.

Bike	Year	Part #	
HONDA	CT125	20-22	ZE56-10540
YAMAHA	SEROW250	05-20	ZE56-10524
	XT250X	06-17	ZE56-10524
KAWASAKI	KLX230	20-22	ZE56-10535
	KLX230R	20-22	ZE56-10535
	KLX230R S	22-23	ZE56-10535



SEROW250/XT250X

KLX230R

CT125



CONTROL



LEVER



HANDLEBAR ACCESSORIES



HAND GUARD



BODY GUARD



BODY PARTS



FOOT PARTS



SUSPENSION



ACCESSORIES



CARBON





ZETA FORK TOP BLEEDER S TYPE

- New smaller size front fork air bleeder. Height is only 21 mm, compact design.
- Available in 1 pc or pair pack to fit most front forks.
- Black anodized body comes with blue, red, orange or h-blue.

Bike	Year	Red	Blue
HONDA			
CR80/85R	96-07	ZE91-1326	ZE91-1322
CRF150R	07-22	ZE91-1326	ZE91-1322
CR125R	91-07	ZE91-1326	ZE91-1322
CR250R	91-07	ZE91-1326	ZE91-1322
	04-14	ZE91-1326	ZE91-1322
CRF250R	15-17	ZE91-1316	-
	18-23	ZE91-1326	ZE91-1322
CRF450R	02-12	ZE91-1326	ZE91-1322
	17-23	ZE91-1326	ZE91-1322
CRF250RX	19-23	ZE91-1326	ZE91-1322
CRF450RX	17-23	ZE91-1326	ZE91-1322
CRF450L	19-20	ZE91-1326	ZE91-1322
CRF450RL	21-23	ZE91-1326	ZE91-1322
CRF250X	04-17	ZE91-1326	ZE91-1322
CRF450X	05-23	ZE91-1326	ZE91-1322
YAMAHA			
YZ65	18-23	ZE91-1326	ZE91-1322
YZ80/85	93-23	ZE91-1326	ZE91-1322
YZ125	93-23	ZE91-1326	ZE91-1322
YZ250	93-23	ZE91-1326	ZE91-1322
YZ250F	01-23	ZE91-1326	ZE91-1322
YZ400-450F	93-23	ZE91-1326	ZE91-1322
YZ125X	17-23	ZE91-1326	ZE91-1322
YZ250X	16-23	ZE91-1326	ZE91-1322
YZ250FX	15-23	ZE91-1326	ZE91-1322
YZ450FX	16-23	ZE91-1326	ZE91-1322
WR250F	01-23	ZE91-1326	ZE91-1322
WR400-450F	98-23	ZE91-1326	ZE91-1322

Bike	Year	Red	Blue
KAWASAKI			
KX80/85/100/112	90-23	ZE91-1326	ZE91-1322
KX125	89-08	ZE91-1326	ZE91-1322
KX250	89-08	ZE91-1326	ZE91-1322
	04-12	ZE91-1326	ZE91-1322
KX250F	13-18	ZE91-1316	-
	19	ZE91-1316	-
KX250	20-23	ZE91-1326	ZE91-1322
KX250X	21-23	ZE91-1326	ZE91-1322
KX450F	06-12	ZE91-1326	ZE91-1322
	15-18	ZE91-1316	-
KX450	19-23	ZE91-1326	ZE91-1322
KX450X	21-23	ZE91-1326	ZE91-1322
KLX450R	08-19	ZE91-1326	ZE91-1322
SUZUKI			
RM80/85	96-19	ZE91-1326	ZE91-1322
RM125	91-08	ZE91-1326	ZE91-1322
RM250	91-08	ZE91-1326	ZE91-1322
RM-Z250	04-15	ZE91-1326	ZE91-1322
	19-22	ZE91-1326	ZE91-1322
	05-12	ZE91-1326	ZE91-1322
RM-Z450	13-17	ZE91-1316	ZE91-1312
	18-22	ZE91-1326	ZE91-1322

Bike	Year	Red	Orange	H-Blue
KTM				
85SX	05-17	ZE91-1426	ZE91-1427	ZE91-1429
	18-19	-	-	ZE91-1419
	20-23	ZE91-1426	ZE91-1427	ZE91-1429
	07-15	ZE91-1426	ZE91-1427	ZE91-1429
125SX	16-19(AER48)	-	-	ZE91-1419
	20-23	ZE91-1426	ZE91-1427	ZE91-1429
	09-15	-	ZE91-1427	ZE91-1429
150SX	16-19(AER48)	-	-	ZE91-1419
	20-23	ZE91-1426	ZE91-1427	ZE91-1429
	07-16	ZE91-1426	ZE91-1427	ZE91-1429
250SX	17-19(AER48)	-	-	ZE91-1419
	20-23	ZE91-1426	ZE91-1427	ZE91-1429
	07-15	ZE91-1426	ZE91-1427	ZE91-1429
250SX-F	20-23	ZE91-1426	ZE91-1427	ZE91-1429
	16-19(AER48)	-	-	ZE91-1419
	11-15	ZE91-1426	ZE91-1427	ZE91-1429
350SX-F	16-19(AER48)	-	-	ZE91-1419
	20-23	ZE91-1426	ZE91-1427	ZE91-1429
	07-15	ZE91-1426	ZE91-1427	ZE91-1429
450SX-F	16-19(AER48)	-	-	ZE91-1419
	20-23	ZE91-1426	ZE91-1427	ZE91-1429
	08-17	ZE91-1426	ZE91-1427	ZE91-1429
150EXC	20-23	ZE91-1426	ZE91-1427	ZE91-1429
200EXC	08-17	ZE91-1426	ZE91-1427	ZE91-1429
250EXC	08-23	ZE91-1426	ZE91-1427	ZE91-1429
300EXC	08-23	ZE91-1426	ZE91-1427	ZE91-1429
250EXC-F	08-23	ZE91-1426	ZE91-1427	ZE91-1429
350EXC-F	12-23	ZE91-1426	ZE91-1427	ZE91-1429
450EXC	08-23	ZE91-1426	ZE91-1427	ZE91-1429
500EXC	12-23	ZE91-1426	ZE91-1427	ZE91-1429
125XC	21-22	ZE91-1426	ZE91-1427	ZE91-1429
150XC	10-14	ZE91-1426	ZE91-1427	ZE91-1429
250XC	07-16	ZE91-1426	ZE91-1427	ZE91-1429
	17-19	-	-	ZE91-1419
	20-23	ZE91-1426	ZE91-1427	ZE91-1429
	07-16	ZE91-1426	ZE91-1427	ZE91-1429
300XC	17-19	-	-	ZE91-1419
	20-23	ZE91-1426	ZE91-1427	ZE91-1429
	11-16	ZE91-1426	ZE91-1427	ZE91-1429
250XC-F	17-19	-	-	ZE91-1419
	20-23	ZE91-1426	ZE91-1427	ZE91-1429
	11-16	ZE91-1426	ZE91-1427	ZE91-1429
350XC-F	17-19	-	-	ZE91-1419
	20-23	ZE91-1426	ZE91-1427	ZE91-1429
	08-16	ZE91-1426	ZE91-1427	ZE91-1429
450XC-F	17-19	-	-	ZE91-1419
	20-23	ZE91-1426	ZE91-1427	ZE91-1429
	17-19	ZE91-1426	ZE91-1427	ZE91-1429
150XC-W	17-23	ZE91-1426	ZE91-1427	ZE91-1429
200XC-W	08-16	ZE91-1426	ZE91-1427	ZE91-1429
250XC-W	08-23	ZE91-1426	ZE91-1427	ZE91-1429
300XC-W	08-23	ZE91-1426	ZE91-1427	ZE91-1429
450XC-W	09-16	ZE91-1426	ZE91-1427	ZE91-1429
500XC-W	12-16	ZE91-1426	ZE91-1427	ZE91-1429
250XCF-W	08-16	ZE91-1426	ZE91-1427	ZE91-1429
350XCF-W	12-16	ZE91-1426	ZE91-1427	ZE91-1429
500XCF-W	20-22	ZE91-1426	ZE91-1427	ZE91-1429
HUSQVARNA				
TC85	14-17	ZE91-1426	ZE91-1427	ZE91-1429
	18-19	-	-	ZE91-1419
	20-23	ZE91-1426	ZE91-1427	ZE91-1429
	14-16	ZE91-1426	ZE91-1427	ZE91-1429
TC125	17-19	-	-	ZE91-1419
	20-22	ZE91-1426	ZE91-1427	ZE91-1429
	14-16	ZE91-1426	ZE91-1427	ZE91-1429
TC250	17-19	-	-	ZE91-1419
	20-22	ZE91-1426	ZE91-1427	ZE91-1429
	14-16	ZE91-1426	ZE91-1427	ZE91-1429
FC250	17-19	-	-	ZE91-1419
	20-22	ZE91-1426	ZE91-1427	ZE91-1429


Bike	Year	Red	Blue	Orange	H-Blue
FC350	14-16	ZE91-1426	-	ZE91-1427	ZE91-1429
	17-19	-	-	-	ZE91-1419
	20-22	ZE91-1426	-	ZE91-1427	ZE91-1429
	14-16	ZE91-1426	-	ZE91-1427	ZE91-1429
FC450	17-19	-	-	-	ZE91-1419
	20-22	ZE91-1426	-	ZE91-1427	ZE91-1429
	14-17	ZE91-1426	-	ZE91-1427	ZE91-1429
TE125	17-23	ZE91-1426	-	ZE91-1427	ZE91-1429
TE250	14-23	ZE91-1426	-	ZE91-1427	ZE91-1429
TE300	14-23	ZE91-1426	-	ZE91-1427	ZE91-1429
FE250	14-23	ZE91-1426	-	ZE91-1427	ZE91-1429
FE350	14-23	ZE91-1426	-	ZE91-1427	ZE91-1429
FE450	14-23	ZE91-1426	-	ZE91-1427	ZE91-1429
FE501	14-23	ZE91-1426	-	ZE91-1427	ZE91-1429
TX125	17-19	-	-	-	ZE91-1419
TX300	17-22	-	-	-	ZE91-1419
FX350	17-22	-	-	-	ZE91-1419
FX450	17-22	-	-	-	ZE91-1419
701ENDURO	17-18	-	-	-	ZE91-1419
GASGAS					
MC50	21-23	ZE91-1426	-	ZE91-1427	ZE91-1429
MC-E5	21-22	ZE91-1426	-	ZE91-1427	ZE91-1429
MC65	21-22	ZE91-1426	-	ZE91-1427	ZE91-1429
MC85	21-23	ZE91-1426	-	ZE91-1427	ZE91-1429
MC125	21-23	ZE91-1426	-	ZE91-1427	ZE91-1429
MC250	22-23	ZE91-1426	-	ZE91-1427	ZE91-1429
MC250F	21-23	ZE91-1426	-	ZE91-1427	ZE91-1429
MC350F	22-23	ZE91-1426	-	ZE91-1427	ZE91-1429
MC450F	21-23	ZE91-1426	-	ZE91-1427	ZE91-1429
EX250	22-23	ZE91-1426	-	ZE91-1427	ZE91-1429
EX250F	21-23	ZE91-1426	-	ZE91-1427	ZE91-1429
EX300	21-23	ZE91-1426	-	ZE91-1427	ZE91-1429
EX350F	21-23	ZE91-1426	-	ZE91-1427	ZE91-1429
EX450F	21-23	ZE91-1426	-	ZE91-1427	ZE91-1429
EC250	18-20	ZE91-1326	ZE91-1322	-	-
	21-23	ZE91-1426	-	ZE91-1427	ZE91-1429
	18-20	ZE91-1326	ZE91-1322	-	-
EC300	21-23	ZE91-1426	-	ZE91-1427	ZE91-1429
	18-20	ZE91-1326	ZE91-1322	-	-
	21-23	ZE91-1426	-	ZE91-1427	ZE91-1429
EC250F	21-23	ZE91-1426	-	ZE91-1427	ZE91-1429
EC350F	21-23	ZE91-1426	-	ZE91-1427	ZE91-1429
XC250	18-20	ZE91-1326	ZE91-1322	-	-
XC300	18-20	ZE91-1326	ZE91-1322	-	-
ENDURO GP250	18-20	ZE91-1326	ZE91-1322	-	-
ENDURO GP300	18-20	ZE91-1326	ZE91-1322	-	-
SHERCO					
125SE RACING	18-20	ZE91-1426	-	ZE91-1427	ZE91-1429
250SE RACING	19-20	ZE91-1426	-	ZE91-1427	ZE91-1429
300SE RACING	19-20	ZE91-1426	-	ZE91-1427	ZE91-1429
250SEF RACING	19-20	ZE91-1426	-	ZE91-1427	ZE91-1429
300SEF RACING	19-20	ZE91-1426	-	ZE91-1427	ZE91-1429
450SEF RACING	19-20	ZE91-1426	-	ZE91-1427	ZE91-1429
250SE FACTORY	18	ZE91-1426	-	ZE91-1427	ZE91-1429
	19-22	ZE91-1326	ZE91-1322	-	-
	18	ZE91-1426	-	ZE91-1427	ZE91-1429
300SE FACTORY	19-22	ZE91-1326	ZE91-1322	-	-
	18	ZE91-1426	-	ZE91-1427	ZE91-1429
	19-22	ZE91-1326	ZE91-1322	-	-
250SEF FACTORY	18	ZE91-1426	-	ZE91-1427	ZE91-1429
	19-22	ZE91-1326	ZE91-1322	-	-
	18	ZE91-1426	-	ZE91-1427	ZE91-1429
300SEF FACTORY	18	ZE91-1426	-	ZE91-1427	ZE91-1429
	19-22	ZE91-1326	ZE91-1322	-	-
	18	ZE91-1426	-	ZE91-1427	ZE91-1429
450SEF FACTORY	19-22	ZE91-1326	ZE91-1322	-	-
	19-20	ZE91-1326	ZE91-1322	-	-
	18	ZE91-1426	-	ZE91-1427	ZE91-1429
125SE SIXDAYS	18	ZE91-1426	-	ZE91-1427	ZE91-1429
250SE SIXDAYS	18	ZE91-1426	-	ZE91-1427	ZE91-1429
300SE SIXDAYS	18	ZE91-1426	-	ZE91-1427	ZE91-1429
250SEF SIXDAYS	18	ZE91-1426	-	ZE91-1427	ZE91-1429
300SEF SIXDAYS	18	ZE91-1426	-	ZE91-1427	ZE91-1429
450SEF SIXDAYS	18	ZE91-1426	-	ZE91-1427	ZE91-1429
125SC FACTORY	19-20	ZE91-1326	ZE91-1322	-	-
250SC FACTORY	19-20	ZE91-1326	ZE91-1322	-	-
300SC FACTORY	19-20	ZE91-1326	ZE91-1322	-	-
250SCF FACTORY	19-20	ZE91-1326	ZE91-1322	-	-
300SCF FACTORY	19-20	ZE91-1326	ZE91-1322	-	-
450SCF FACTORY	19-20	ZE91-1326	ZE91-1322	-	-
500SCF FACTORY	19-20	ZE91-1326	ZE91-1322	-	-

The internal pressure of the front fork can be released and adjusted by hand while riding!

**ZETRA
WP**



**ZETRA
SHOWA/KYB**




**ZETRA
AIR BLEED KIT**

- This air bleed kit allows you to vent the pressure that builds up due to heat changes inside the fork during long runs such as enduro races with a single push while riding.
- The clamp can be attached to the stock lever holder on either the brake or clutch side.
- The nylon sleeve on the inside of the clamp reduces the risk of lever damage by allowing the lever holder to rotate in the event of a strong impact during a fall.
- Air hoses and one-touch joints are included to connect to the left and right front fork air bleeds.

Compatible with KYB, SHOWA and WP.
Cannot be installed on MAGURA hinge type.

Part #	SUSPENSION
ZE91-1201	SHOWA/KYB
ZE91-1202	WP



Clamp: Can be mounted on either the right side (brake) or left side (clutch).
Sponge filter: The air outlet is equipped with a filter which prevents dust from entering.

**ZETRA
REPLACEMENT FILTER SET**



Part #	Set
ZE91-1210	3 pcs



**ZETRA
FRONT FORK AIR VALVE CAP SCREWS**

- Replacement front fork air valve cap screws.
- Made of aluminum, available in anodized red, blue, orange and husqvarna blue. Comes in pairs.
- Available KYB, SHOWA and WP caps.
- WP cap is slotted head, no need for torx head driver for removing air valve bolt anymore.

Part #	Size
ZE56-11002	KYB/SHOWA Red
ZE56-11006	KYB/SHOWA Blue
ZE56-11012	WP Red
ZE56-11013	WP Orange
ZE56-11019	WP H-Blue



CONTROL



LEVER



HANDLEBAR ACCESSORIES



HAND GUARD



BODY GUARD



BODY PARTS



FOOT PARTS



SUSPENSION



ACCESSORIES



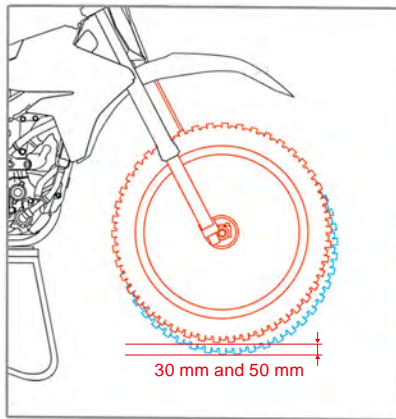
CARBON



ZETA FRONT SUSPENSION LOWERING INNER KIT

- Front fork lowering inner kit for KYB, SHOWA and WP front fork suspensions.
- Replace front fork inner parts with this kit. It provides 30 mm and 50 mm lower height.
- Replacing SHOWA and WP front fork spring seat and fits inner collar to make your suspension 30 mm lower than stock height.
- Make front fork fully extended length shorter, but no change in length when the fork is shortened.
- Keep clearance between wheel and under fender, even on lowering.

Part #	Size
ZE56-31010	KYB AOS 24ø-30mm
ZE56-31020	KYB AOS 25ø-30mm
ZE56-31030	KYB AOS 24ø-50mm
ZE56-31050	SHOWA AOS -30mm
ZE56-31070	WP XPlor -30mm



SHOWA AOS -30 mm
ZE56-31050

KYB AOS 24 ø -30 mm
ZE56-31010

WP XPlor48 -30 mm
ZE56-31070

Bike	Year	-30mm	-50mm
HONDA			
CRF250R	10-14	ZE56-31010	ZE56-31030
	18-23	ZE56-31050	-
CRF450R	09-12	ZE56-31010	ZE56-31030
	17-23	ZE56-31050	-
CRF250RX	19-23	ZE56-31050	-
CRF450RX	17-23	ZE56-31050	-
CRF450X	19-23	ZE56-31050	-
CRF450L	19-20	ZE56-31050	-
CRF450RL	21-23	ZE56-31050	-
YAMAHA			
YZ125	06-23	ZE56-31010	ZE56-31030
YZ250	06-23	ZE56-31010	ZE56-31030
YZ250F	06-18	ZE56-31010	ZE56-31030
	19-23	ZE56-31020	-
YZ450F	06-17	ZE56-31010	ZE56-31030
	18-23	ZE56-31020	-
YZ125X	17-23	ZE56-31010	ZE56-31030
YZ250X	16-23	ZE56-31010	ZE56-31030
YZ250FX	15-19	ZE56-31010	ZE56-31030
	20-23	ZE56-31020	-
YZ450FX	16-18	ZE56-31010	ZE56-31030
	19-23	ZE56-31020	-
WR250F	15-19	ZE56-31010	ZE56-31030
	20-23	ZE56-31020	-
WR450F	12-18	ZE56-31010	ZE56-31030
	19-23	ZE56-31020	-
KAWASAKI			
KX250	20-23	ZE56-31020	-
KX250X	21-23	ZE56-31020	-
KX450F	07-12	ZE56-31010	ZE56-31030
KX450X	19-23	ZE56-31050	-
KLX450R	21-23	ZE56-31050	-
	07-19	ZE56-31010	ZE56-31030
SUZUKI			
RMZ250	19-22	ZE56-31010	ZE56-31030
RMZ450	18-22	ZE56-31050	-

Bike	Year	-30mm	-50mm
KTM			
150EXC	20-23	ZE56-31070	-
250EXC	17-23	ZE56-31070	-
300EXC	17-23	ZE56-31070	-
250EXC-F	17-23	ZE56-31070	-
350EXC-F	17-23	ZE56-31070	-
450EXC-F	17-23	ZE56-31070	-
500EXC-F	17-23	ZE56-31070	-
125XC-W	17-19	ZE56-31070	-
150XC-W	17-23	ZE56-31070	-
250XC-W	17-23	ZE56-31070	-
300XC-W	17-23	ZE56-31070	-
350XC-W	20-22	ZE56-31070	-
500XC-F-W	20-22	ZE56-31070	-
HUQVARNA			
CR125	10-13	ZE56-31010	ZE56-31030
CR150	11	ZE56-31010	ZE56-31030
TC250	10-13	ZE56-31010	ZE56-31030
TC449	11-13	ZE56-31010	ZE56-31030
TC450	10	ZE56-31010	ZE56-31030
TXC250	10-13	ZE56-31010	ZE56-31030
TXC449	11-13	ZE56-31010	ZE56-31030
TXC450	10	ZE56-31010	ZE56-31030
TXC510	10	ZE56-31010	ZE56-31030
TXC511	11-13	ZE56-31010	ZE56-31030
TE150	17-23	ZE56-31070	-
TE250	17-23	ZE56-31070	-
TE300	17-23	ZE56-31070	-
FE250	17-23	ZE56-31070	-
FE350	17-23	ZE56-31070	-
FE450	17-23	ZE56-31070	-
FE501	17-23	ZE56-31070	-
701ENDURO	19	ZE56-31070	-
GASGAS			
XC250	18-19	ZE56-31010	ZE56-31030
XC300	18-19	ZE56-31010	ZE56-31030
EC250	18-20	ZE56-31010	ZE56-31030
	21-23	ZE56-31070	-
EC300	18-19	ZE56-31010	ZE56-31030
	21-23	ZE56-31070	-
EC250F	21-23	ZE56-31070	-
EC350F	21-23	ZE56-31070	-
ENDURO GP250	18-19	ZE56-31010	ZE56-31030
ENDURO GP300	18-19	ZE56-31010	ZE56-31030

Bike	Year	-30mm	-50mm
SHERCO			
125SE RACING	18-19	ZE56-31070	-
250SE RACING	19	ZE56-31070	-
300SE RACING	19	ZE56-31070	-
250SEF RACING	19	ZE56-31070	-
300SEF RACING	19	ZE56-31070	-
450SEF RACING	19	ZE56-31070	-
125SE SIXDAYS	18	ZE56-31070	-
250SE SIXDAYS	18	ZE56-31070	-
300SE SIXDAYS	18	ZE56-31070	-
250SEF SIXDAYS	18	ZE56-31070	-
300SEF SIXDAYS	18	ZE56-31070	-
450SEF SIXDAYS	18	ZE56-31070	-
125SE FACTORY	20-21	ZE56-31010	ZE56-31030
	18	ZE56-31070	-
250SE FACTORY	19-22	ZE56-31010	ZE56-31030
	18	ZE56-31070	-
300SE FACTORY	19-22	ZE56-31010	ZE56-31030
	18	ZE56-31070	-
250SEF FACTORY	19-22	ZE56-31010	ZE56-31030
	18	ZE56-31070	-
300SEF FACTORY	19-22	ZE56-31010	ZE56-31030
	18	ZE56-31070	-
450SEF FACTORY	19-22	ZE56-31010	ZE56-31030
	18	ZE56-31070	-
500SEF FACTORY	19-21	ZE56-31010	ZE56-31030
125SC FACTORY	19-20	ZE56-31010	ZE56-31030
250SC FACTORY	19-20	ZE56-31010	ZE56-31030
300SC FACTORY	19-20	ZE56-31010	ZE56-31030
250SCF FACTORY	19-20	ZE56-31010	ZE56-31030
300SCF FACTORY	19-20	ZE56-31010	ZE56-31030
450SCF FACTORY	19-20	ZE56-31010	ZE56-31030
500SCF FACTORY	19-20	ZE56-31010	ZE56-31030



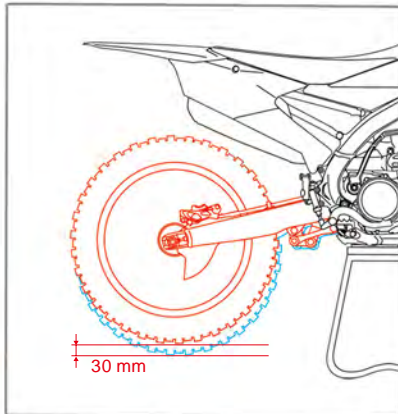
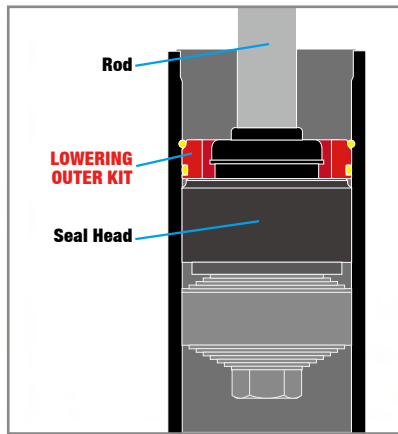
ZETA FREE PISTON for KYB Twin Chamber

- Replacement free piston kit for KYB AOS (Twin chamber) front forks.
- Made of light weight aluminum, more durable than OE free piston.
- Great to use for enduro racing (LT model).
- Suspension stiffness can be changed, and to provide progressive suspension feel by changing oil level.

Part #	Size	Description
ZE56-40010	STD	Provides OE suspension feeling.
ZE56-40010	LT	Light weight and less friction design, provides soften and smooth front fork moving.

Bike	Year	Bike	Year
HONDA		GASGAS	
CRF450R	09-12	EC250	18-20
YAMAHA		XC250	18-20
YZ125	06-23	EC300	18-20
YZ250	06-23	XC300	18-20
YZ250F	06-23	ENDURO GP250	18-20
YZ450F	06-23	ENDURO GP300	18-20
YZ125X	17-23	SHERCO	
YZ250X	16-23	125SC FACTORY	19-20
YZ250FX	15-23	250SC FACTORY	19-20
YZ450FX	16-23	300SC FACTORY	19-20
WR250F	15-23	250SCF FACTORY	19-20
WR450F	12-23	300SCF FACTORY	19-20
KAWASAKI		450SCF FACTORY	19-20
KX250	20-23	500SCF FACTORY	19-20
KX250X	21-23	250SE FACTORY	19-22
KX450F	07-12	300SE FACTORY	19-22
KLX450R	07-19	250SEF FACTORY	19-22
SUZUKI		300SEF FACTORY	19-22
RMZ250	19-22	450SEF FACTORY	19-22
HUSQVARNNA		500SEF FACTORY	19-20
CR125	10-13		
CR150	11		
TC250	10-13		
TC449	11-13		
CR450	10		
TXC250	10-13		
TXC449	11-13		
TXC450	10		
TXC510	10		
TXC511	11-13		





KYB/WP 46 mm
ZE56-32246



SHOWA/KYB/WP 50 mm
ZE56-32250



ZETA REAR SUSPENSION LOWERING OUTER KIT

- Lower your rear suspension without disassembling the rear shock unit.
- Push down seal head from outside of damper, and install this kit to lower your suspension 30 mm while keeping its function.
- Make the rear suspension's fully extended length shorter, but not change length when the shock is shortened. Keep clearance between wheel and under fender even upon lowering.
- Can be used with lowering link.
- Available in 46 mm size for KYB / WP and 50 mm size for KYB / SHOWA / WP rear suspension.

Part #	Description	Size	Color
ZE56-32246	KYB / WP	46mm	Blue
ZE56-32250	SHOWA / KYB / WP	50mm	Red

Bike	Year	Cylinder type	
		φ46	φ50
HONDA			
CR125R	93-07	ZE56-32246	-
	93-99	ZE56-32246	-
CR250R	00-07	-	ZE56-32250
CR500R	95-02	ZE56-32246	-
CRF250R	04-23	-	ZE56-32250
CRF450R	02-23	-	ZE56-32250
CRF250RX	19-23	-	ZE56-32250
CRF450RX	17-23	-	ZE56-32250
CRF450L	19-20	-	ZE56-32250
CRF450RL	21-23	-	ZE56-32250
CRF250X	04-17	-	ZE56-32250
CRF450X	05-23	-	ZE56-32250
YAMAHA			
YZ125	93-23	ZE56-32246	-
YZ250	93-23	ZE56-32246	-
YZ250F	01-13	ZE56-32246	-
	14-23	-	ZE56-32250
YZ400-450F	98-09	ZE56-32246	-
	10-23	-	ZE56-32250
YZ125X	17-23	ZE56-32246	-
YZ250X	16-23	ZE56-32246	-
YZ250FX	15-23	-	ZE56-32250
YZ450FX	16-23	-	ZE56-32250
WR250F	01-14	ZE56-32246	-
	15-23	-	ZE56-32250
WR400-450F	98-15	ZE56-32246	-
	16-23	-	ZE56-32250
KAWASAKI			
KX125	93-08	ZE56-32246	-
KX250	93-08	ZE56-32246	-
KX500	93-04	ZE56-32246	-
KX250F	04-05	ZE56-32246	-
	06-18	-	ZE56-32250
KX250	19-23	-	ZE56-32250
KX250X	21-23	-	ZE56-32250
KX450F	06-08	ZE56-32246	-
	09-18	-	ZE56-32250
KX450	19-23	-	ZE56-32250
KX450X	21-23	-	ZE56-32250
KLX450R	07-15	ZE56-32246	-
SUZUKI			
RM125	92-97	ZE56-32246	-
	98-08	-	ZE56-32250
	92-97	ZE56-32246	-
RM250	98-00	-	ZE56-32250
	01-03	ZE56-32246	-
	04-09	-	ZE56-32250
RM-Z250	04-06	ZE56-32246	-
	07-22	-	ZE56-32250
RM-Z450	05-22	-	ZE56-32250
KTM			
125SX	08-22	-	ZE56-32250
150SX	09-22	-	ZE56-32250
250SX	08-22	-	ZE56-32250
250SX-F	08-22	-	ZE56-32250
350SX-F	11-22	-	ZE56-32250
450SX-F	08-22	-	ZE56-32250

Bike	Year	Cylinder type	
		φ46	φ50
125EXC	08-13	-	ZE56-32250
125EXC SIXDAYS	08-14	-	ZE56-32250
150EXC	20-23	-	ZE56-32250
200EXC	08-14	-	ZE56-32250
250EXC/SIXDAYS	08-13	-	ZE56-32250
	17-23	ZE56-32246	-
250EXC-F/SIXDAYS	08-16	-	ZE56-32250
	17-23	ZE56-32246	-
300EXC	09-13	-	ZE56-32250
	17-23	ZE56-32246	-
300EXC SIXDAYS	08-13	-	ZE56-32250
	17-23	ZE56-32246	-
350EXC-F/SIXDAYS	12-16	-	ZE56-32250
	17-23	ZE56-32246	-
450EXC-F/SIXDAYS	08-16	-	ZE56-32250
	17-23	ZE56-32246	-
500EXC-F/SIXDAYS	12-16	-	ZE56-32250
	17-23	ZE56-32246	-
125XC	21-22	-	ZE56-32250
150XC	10-14	-	ZE56-32250
250XC	08-22	-	ZE56-32250
300XC	08-22	-	ZE56-32250
250XC-F	11-22	-	ZE56-32250
350XC-F	11-22	-	ZE56-32250
450XC-F	13-22	-	ZE56-32250
125XC-W	17-19	ZE56-32246	-
150XC-W	17-23	ZE56-32246	-
250XC-W	17-23	ZE56-32246	-
300XC-W/SIXDAYS	17-23	ZE56-32246	-
300XC-W	17-23	ZE56-32246	-
350XCF-W	20-22	ZE56-32246	-
500XCF-W	20-22	ZE56-32246	-
HUSQVARNA			
TC125	14-22	-	ZE56-32250
TC250	14-22	-	ZE56-32250
FC250	14-22	-	ZE56-32250
FC350	14-22	-	ZE56-32250
FC450	14-22	-	ZE56-32250
TE125	14-16	-	ZE56-32250
TE150	17-23	-	ZE56-32250
TE250	14-23	-	ZE56-32250
TE300	14-23	-	ZE56-32250
FE250	14-23	-	ZE56-32250
FE350	14-23	-	ZE56-32250
FE450	14-23	-	ZE56-32250
FE501	14-23	-	ZE56-32250
TX125	17-18	-	ZE56-32250
TX300	17-22	-	ZE56-32250
FX350	17-22	-	ZE56-32250
FX450	17-22	-	ZE56-32250
701ENDURO	17-19	ZE56-32246	-
GASGAS			
MC85	21-22	ZE56-32246	-
MC125	21-22	-	ZE56-32250
MC250F	21-22	-	ZE56-32250
MC450F	21-22	-	ZE56-32250
EX250F	21-22	-	ZE56-32250
EX300	21-22	-	ZE56-32250

Bike	Year	Cylinder type	
		φ46	φ50
EX350F	21-22	-	ZE56-32250
EX450F	21-22	-	ZE56-32250
EC250	18-20	ZE56-32246	-
	21-23	-	ZE56-32250
EC300	18-20	ZE56-32246	-
	21-23	-	ZE56-32250
EC250F	21-23	-	ZE56-32250
EC350F	21-23	-	ZE56-32250
XC250	18-20	ZE56-32246	-
XC300	18-20	ZE56-32246	-
enduroGP250	18-20	ZE56-32246	-
enduroGP300	18-20	ZE56-32246	-
SHERCO			
125SE RACING	18-19	ZE56-32246	-
250SE RACING	17-19	ZE56-32246	-
300SE RACING	17-19	ZE56-32246	-
250SEF RACING	17-19	ZE56-32246	-
300SEF RACING	17-19	ZE56-32246	-
450SEF RACING	17-19	ZE56-32246	-
125SE SIXDAYS	17-19	ZE56-32246	-
250SE SIXDAYS	18	ZE56-32246	-
300SE SIXDAYS	18	ZE56-32246	-
250SEF SIXDAYS	18	ZE56-32246	-
300SEF SIXDAYS	18	ZE56-32246	-
450SEF SIXDAYS	18	ZE56-32246	-
125SE FACTORY	21-22	-	ZE56-32250
250SE FACTORY	18	ZE56-32246	-
	19-22	-	ZE56-32250
300SE FACTORY	18	ZE56-32246	-
	19-22	-	ZE56-32250
250SEF FACTORY	18	ZE56-32246	-
	19-22	-	ZE56-32250
300SEF FACTORY	18	ZE56-32246	-
	19-22	-	ZE56-32250
450SEF FACTORY	18	ZE56-32246	-
	19-22	-	ZE56-32250
500SEF FACTORY	19-20	-	ZE56-32250
125SC FACTORY	19-20	-	ZE56-32250
250SC FACTORY	19-20	-	ZE56-32250
300SC FACTORY	19-20	-	ZE56-32250
250SCF FACTORY	19-20	-	ZE56-32250
300SCF FACTORY	19-20	-	ZE56-32250
450SCF FACTORY	19-20	-	ZE56-32250
500SCF FACTORY	19-20	-	ZE56-32250

CONTROL



LEVER



HANDLEBAR ACCESSORIES



HAND GUARD



BODY GUARD



BODY PARTS



FOOT PARTS



SUSPENSION

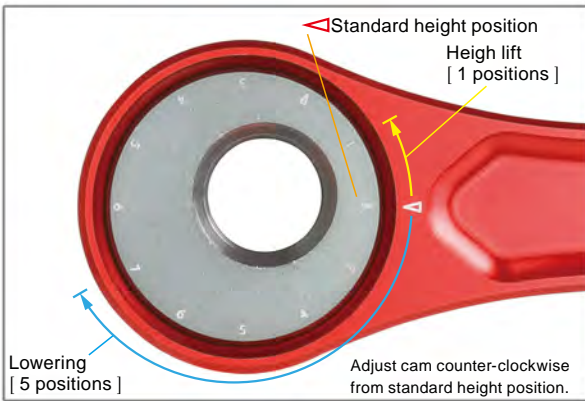


ACCESSORIES



CARBON





ZETA
ADJUSTABLE LOWERING LINK KIT

- Adjustable seat height by rotating the attachment to change link rod length.
(Reference : About + 5 mm ~ - 25 mm. Vary by models.)
- Also adjustable operation of the rear suspension according to the situation, such as off-road course by changing the lever link ratio.
- 5 clips to lower. A standard position and 1 clip to lift up. Total 7 clips range adjustment.
- Bolt on design, pre-installed bearings and dust seal, only changing a stock link rod.
- Made of 7000 grade CNC machined aluminum with anodized finish and ZETA laser printed logo.



CONTROL



LEVER



HANDLEBAR ACCESSORIES



HAND GUARD



BODY GUARD



BODY PARTS



FOOT PARTS



SUSPENSION



ACCESSORIES



CARBON



ZETA
LOWERING LINK KIT

- Provides lower seat height.
- Bolt on design, easy to install, just replace to this linkage to make your seat height around 30mm lower.
- Made of 7000 grade CNC machined aluminum with anodized finish and ZETA laser printed logo.
- Available for many models includes KTM and Husqvarna.



Bike	Year	Adjustable				LowDown				
		Black	Red	Blue	Orange	Black	Red	Blue	Orange	H-Blue
HONDA										
CRF250R	14-17	-	ZE56-01032	-	-	-	ZE56-05032	-	-	-
	18-21	-	ZE56-01042	-	-	-	ZE56-05042	-	-	-
	22-23	-	ZE56-01052	-	-	-	ZE56-05052	-	-	-
CRF450R	16	-	ZE56-01032	-	-	-	ZE56-05032	-	-	-
	17-20	-	ZE56-01042	-	-	-	ZE56-05042	-	-	-
	21-23	-	ZE56-01052	-	-	-	ZE56-05052	-	-	-
CRF250RX	19-21	-	ZE56-01042	-	-	-	ZE56-05042	-	-	-
	22-23	-	ZE56-01052	-	-	-	ZE56-05052	-	-	-
CRF450RX	17-20	-	ZE56-01042	-	-	-	ZE56-05042	-	-	-
	21-23	-	ZE56-01052	-	-	-	ZE56-05052	-	-	-
CRF450L	19-20	-	ZE56-01042	-	-	-	ZE56-05042	-	-	-
CRF450RL	21-23	-	ZE56-01042	-	-	-	ZE56-05042	-	-	-
CRF250X	07-17	-	-	-	-	-	ZE56-05062	-	-	-
CRF450X	08-17	-	-	-	-	-	ZE56-05082	-	-	-
	19-23	-	ZE56-01042	-	-	-	ZE56-05042	-	-	-
CRF250L	13-20	-	ZE56-01132	-	-	-	ZE56-05132 #1	-	-	-
	21	-	ZE56-01152	-	-	-	ZE56-05152	-	-	-
CRF250L (S)	21	-	ZE56-01152	-	-	-	ZE56-05152	-	-	-
CRF250L LD	17-20	-	ZE56-01132	-	-	-	ZE56-05132 #1	-	-	-
CRF250RALLY	17-20	-	-	-	-	-	ZE56-05182	-	-	-
	21	-	ZE56-01152	-	-	-	ZE56-05152	-	-	-
CRF250RALLY (S)	21	-	ZE56-01152	-	-	-	ZE56-05152	-	-	-
CRF250RALLY LD	17-20	-	ZE56-01132	-	-	-	ZE56-05132 #1	-	-	-
CRF300L	21-22	-	ZE56-01152	-	-	-	ZE56-05152	-	-	-
CRF300L RALLY	21-22	-	ZE56-01152	-	-	-	ZE56-05152	-	-	-
CRF1000L AFRICA TWIN	16-19	-	ZE56-01162	-	-	-	ZE56-05162	-	-	-
CRF1100L AFRICA TWIN/DCT	20-22	-	ZE56-01162	-	-	-	ZE56-05162	-	-	-
CRF1100L AFRICA TWIN ADV SPORTS ES/DCT	20-22	-	ZE56-01162	-	-	-	ZE56-05162	-	-	-
YAMAHA										
YZ85	94-23	-	-	-	-	-	ZE56-05606	-	-	-
YZ125	06-23	-	-	ZE56-01616	-	-	ZE56-05616	-	-	-
YZ250	06-23	-	-	ZE56-01616	-	-	ZE56-05616	-	-	-
YZ250F	14-23	-	-	ZE56-01656	-	-	ZE56-05656	-	-	-
YZ450F	10-23	-	-	ZE56-01656	-	-	ZE56-05656	-	-	-
YZ125X	17-23	-	-	ZE56-01616	-	-	ZE56-05616	-	-	-
YZ250X	16-23	-	-	ZE56-01616	-	-	ZE56-05616	-	-	-
YZ250FX	15-23	-	-	ZE56-01656	-	-	ZE56-05656	-	-	-
YZ450FX	16-23	-	-	ZE56-01656	-	-	ZE56-05656	-	-	-
WR250F	07-14	-	-	-	-	-	ZE56-05636	-	-	-
	15-23	-	-	ZE56-01656	-	-	ZE56-05656	-	-	-
WR450F	07-15	-	-	-	-	-	ZE56-05636	-	-	-
	16-23	-	-	ZE56-01656	-	-	ZE56-05656	-	-	-
WR250R/X	07-17	-	-	ZE56-01736	-	-	ZE56-05736	-	-	-
KAWASAKI										
KX85 #2	91-23	-	-	-	-	ZE56-05210	-	-	-	-
KX100	16-21	-	-	-	-	ZE56-05210	-	-	-	-
KX112	22-23	-	-	-	-	ZE56-05210	-	-	-	-
KX250F	17-18	-	-	-	-	-	-	-	-	-
KX250	19-20	-	-	-	-	-	-	-	-	-
KX450F	17-18	ZE56-01270	-	-	-	ZE56-05270	-	-	-	-
KLX230	20-21	-	-	-	-	ZE56-05350	-	-	-	-
SUZUKI										
RM85	05-19	-	-	-	-	-	ZE56-05412	-	-	-
RMZ250	13-18	-	ZE56-01432	-	-	-	ZE56-05432	-	-	-
RMZ450	13-17	-	-	-	-	-	ZE56-05472	-	-	-
DRZ400E/S/SM	00-17	-	ZE56-01582	-	-	-	ZE56-05582	-	-	-
KTM										
125SX	16-22	-	-	-	-	-	ZE56-05842	-	ZE56-05843	ZE56-05849
150SX	16-22	-	-	-	-	-	ZE56-05842	-	ZE56-05843	ZE56-05849
250SX	17-22	-	-	-	-	-	ZE56-05842	-	ZE56-05843	ZE56-05849
250SX-F	16-22	-	-	-	-	-	ZE56-05842	-	ZE56-05843	ZE56-05849
350SX-F	16-22	-	-	-	-	-	ZE56-05842	-	ZE56-05843	ZE56-05849
450SX-F	16-22	-	-	-	-	-	ZE56-05842	-	ZE56-05843	ZE56-05849
125XC	21-22	-	-	-	-	-	ZE56-05842	-	ZE56-05843	ZE56-05849
250XC	17-22	-	-	-	-	-	ZE56-05842	-	ZE56-05843	ZE56-05849
300XC	17-22	-	-	-	-	-	ZE56-05842	-	ZE56-05843	ZE56-05849
250XC-F	16-22	-	-	-	-	-	ZE56-05842	-	ZE56-05843	ZE56-05849
350XC-F	16-22	-	-	-	-	-	ZE56-05842	-	ZE56-05843	ZE56-05849
450XC-F	16-22	-	-	-	-	-	ZE56-05842	-	ZE56-05843	ZE56-05849
HUSQVARNA										
TC125	16-22	-	-	-	-	-	ZE56-05842	-	ZE56-05843	ZE56-05849
TC250	17-22	-	-	-	-	-	ZE56-05842	-	ZE56-05843	ZE56-05849
FC250	16-22	-	-	-	-	-	ZE56-05842	-	ZE56-05843	ZE56-05849
FC350	16-22	-	-	-	-	-	ZE56-05842	-	ZE56-05843	ZE56-05849
FC450	16-22	-	-	-	-	-	ZE56-05842	-	ZE56-05843	ZE56-05849
TE150	17-19	-	-	-	-	-	-	-	-	ZE56-05859
	20-23	-	-	-	-	-	ZE56-05842	-	ZE56-05843	ZE56-05849
TE250	17-19	-	-	-	-	-	-	-	-	ZE56-05859
	20-23	-	-	-	-	-	ZE56-05842	-	ZE56-05843	ZE56-05849
TE300	17-19	-	-	-	-	-	-	-	-	ZE56-05859
	20-23	-	-	-	-	-	ZE56-05842	-	ZE56-05843	ZE56-05849
FE250	17-19	-	-	-	-	-	-	-	-	ZE56-05859
	20-23	-	-	-	-	-	ZE56-05842	-	ZE56-05843	ZE56-05849
FE350	17-19	-	-	-	-	-	-	-	-	ZE56-05859
	20-23	-	-	-	-	-	ZE56-05842	-	ZE56-05843	ZE56-05849
FE450	17-19	-	-	-	-	-	-	-	-	ZE56-05859
	20-23	-	-	-	-	-	ZE56-05842	-	ZE56-05843	ZE56-05849
FE501	17-19	-	-	-	-	-	-	-	-	ZE56-05859
	20-23	-	-	-	-	-	ZE56-05842	-	ZE56-05843	ZE56-05849
TX125	17-18	-	-	-	-	-	-	-	-	ZE56-05859
TX300	17-22	-	-	-	-	-	ZE56-05842	-	ZE56-05843	ZE56-05849
FX350	17-22	-	-	-	-	-	-	-	-	ZE56-05849
FX450	17-22	-	-	-	-	-	ZE56-05842	-	ZE56-05843	ZE56-05849
GASGAS										
MC125	21-23	-	-	-	-	-	ZE56-05842	-	ZE56-05843	ZE56-05849
MC250	22-23	-	-	-	-	-	ZE56-05842	-	ZE56-05843	ZE56-05849
MC250F	21-23	-	-	-	-	-	ZE56-05842	-	ZE56-05843	ZE56-05849
MC350F	22-23	-	-	-	-	-	ZE56-05842	-	ZE56-05843	ZE56-05849
MC450F	21-23	-	-	-	-	-	ZE56-05842	-	ZE56-05843	ZE56-05849
EX250	22-23	-	-	-	-	-	ZE56-05842	-	ZE56-05843	ZE56-05849
EX250F	21-23	-	-	-	-	-	ZE56-05842	-	ZE56-05843	ZE56-05849
EX300	21-23	-	-	-	-	-	ZE56-05842	-	ZE56-05843	ZE56-05849
EX350F	21-23	-	-	-	-	-	ZE56-05842	-	ZE56-05843	ZE56-05849
EX450F	21-23	-	-	-	-	-	ZE56-05842	-	ZE56-05843	ZE56-05849
EC250	21-23	-	-	-	-	-	ZE56-05842	-	ZE56-05843	ZE56-05849
EC300	21-23	-	-	-	-	-	ZE56-05842	-	ZE56-05843	ZE56-05849
EC250F	21-23	-	-	-	-	-	ZE56-05842	-	ZE56-05843	ZE56-05849
EC350F	21-23	-	-	-	-	-	ZE56-05842	-	ZE56-05843	ZE56-05849

#1 Dust seal is not included. Please use the stock one or prepare it separately.
 #2 Bearings and seals are not included for KX85. Please use stock one or prepare separately.

CONTROL

LEVER

HANDLEBAR ACCESSORIES

HAND GUARD

BODY GUARD

BODY PARTS

FOOT PARTS

SUSPENSION

ACCESSORIES

CARBON



ZETA REAR SUSPENSION REARSHOCK PRELOAD ADJUSTER Exchange Type

- Simply by replacing the stock locknut and spring seat, the difficult preload adjustment is made easier.
- Instead of the locknut method, the band method used by WP and other companies can be used.
- The lock nut can be locked and unlocked with a 5mm hex wrench.
- No need to repeatedly tap in the spring when adjusting the preload, and easy to adjust by simply turning the spring part by hand even when it is attached to the bike body.

Part #	Color
ZE56-13016	Blue
ZE56-13026	Blue
ZE56-13032	Red

[Caution]
Some suspensions may require disassembly for installation.
Some rear shocks with short thread length of the shock body itself may limit the preload adjustment range.



ZETA REAR SUSPENSION REARSHOCK PRELOAD ADJUSTER Joint Type

- Simply insert it between the stock spring seat and spring for improving work efficiency.
- Even in a bike where access to the rear shock is difficult, adjustment can be easily made by simply turning the spring part by hand without using special tools.
- Facilitates difficult preload adjustment without damaging the plastic spring seat.

Part #	Color
ZE56-13042	Red
ZE56-13050	Black
ZE56-13060	Black

Bike	Year	Blue	Black
SHERCO			
125SE RACING	18-21	-	ZE56-13060
250SE RACING	19-21	-	ZE56-13060
	22	ZE56-13016	-
	19-21	-	ZE56-13060
300SE RACING	22	ZE56-13016	-
250SE RACING	19-21	-	ZE56-13060
300SE RACING	19-21	-	ZE56-13060
	22	ZE56-13016	-
450SE RACING	19-21	-	ZE56-13060
125SE FACTORY	22	ZE56-13016	-
250SE FACTORY	18-19	-	ZE56-13060
	20-22	ZE56-13016	-
	18-19	-	ZE56-13060
300SE FACTORY	20-22	ZE56-13016	-
250SE FACTORY	18-19	-	ZE56-13060
	20-22	ZE56-13016	-
300SE FACTORY	18-19	-	ZE56-13060
	20-22	ZE56-13016	-
450SE FACTORY	18-19	-	ZE56-13060
	20-22	ZE56-13016	-
500SE FACTORY	19-22	ZE56-13016	-

Bike	Year	Red	Blue	Black
HONDA				
CR125R	03-07	-	ZE56-13026	-
CR250R	00-07	ZE56-13032	-	-
CRF250R	04-23	ZE56-13032	-	-
	02-08	ZE56-13032	-	-
CRF450R	09-16	-	ZE56-13016	-
	17-22	ZE56-13032	-	-
CRF250RX	19-23	ZE56-13032	-	-
CRF450RX	17-23	ZE56-13032	-	-
CRF250X	04-17	ZE56-13032	-	-
CRF450X	05-23	ZE56-13032	-	-
CRF450L	19-20	ZE56-13032	-	-
CRF450RL	21-23	ZE56-13032	-	-
YAMAHA				
YZ125	03-23	-	ZE56-13026	-
YZ250	03-23	-	ZE56-13026	-
YZ250F	03-13	-	ZE56-13026	-
	14-23	-	ZE56-13016	-
YZ450F	03-09	-	ZE56-13026	-
	10-23	-	ZE56-13016	-
YZ125X	17-23	-	ZE56-13026	-
YZ250X	16-23	-	ZE56-13026	-
YZ250FX	15-23	-	ZE56-13016	-
YZ450FX	16-23	-	ZE56-13016	-
WR250F	03-14	-	ZE56-13026	-
	15-23	-	ZE56-13016	-
WR450F	03-15	-	ZE56-13026	-
	16-23	-	ZE56-13016	-
KAWASAKI				
KX125	03-08	-	ZE56-13026	-
KX250	03-08	-	ZE56-13026	-
	04-05	-	ZE56-13026	-
KX250F	06-18	ZE56-13032	-	-
KX250	19-23	ZE56-13032	-	-
KX450F	06-08	-	ZE56-13026	-
	09-14	-	ZE56-13016	-
	15-18	ZE56-13032	-	-
KX450	19-23	ZE56-13042	-	-
KX250X	21-23	-	ZE56-13016	-
KX450X	21-23	ZE56-13042	-	-
KX450SR	22	ZE56-13042	-	-
SUZUKI				
RM125	01-08	ZE56-13032	-	-
RM250	04-08	ZE56-13032	-	-
	04-06	-	ZE56-13026	-
RMZ250	07-15	ZE56-13032	-	-
	16-22	-	ZE56-13016	-
RMZ450	05-17	ZE56-13032	-	-
	18-22	ZE56-13042	-	-
KTM				
85SX	13-23	-	-	ZE56-13060
125SX	16-22	-	-	ZE56-13050
150SX	16-22	-	-	ZE56-13050
250SX	17-22	-	-	ZE56-13050
250SX-F	16-22	-	-	ZE56-13050
350SX-F	16-22	-	-	ZE56-13050
450SX-F	16-22	-	-	ZE56-13050
150EXC	20-23	-	-	ZE56-13060
250EXC (TPI)	17-23	-	-	ZE56-13060
300EXC (TPI)	17-23	-	-	ZE56-13060
250EXC-F	17-23	-	-	ZE56-13060
350EXC-F	17-23	-	-	ZE56-13060
450EXC-F	17-23	-	-	ZE56-13060
500EXC-F	17-23	-	-	ZE56-13060
125XC	21-22	-	-	ZE56-13050
250XC	17-22	-	-	ZE56-13050
300XC	17-22	-	-	ZE56-13050
250XC-F	16-22	-	-	ZE56-13050
350XC-F	17-22	-	-	ZE56-13050
450XC-F	17-22	-	-	ZE56-13050
125XC-W	17-19	-	-	ZE56-13060
150XC-W	17-23	-	-	ZE56-13060
250XC-W (TPI)	17-23	-	-	ZE56-13060
300XC-W (TPI)	17-23	-	-	ZE56-13060
350XCF-W	20-22	-	-	ZE56-13060
450XCF-W	23	-	-	ZE56-13060
500XCF-W	20-22	-	-	ZE56-13060
HUSQVERNA				
TC85	14-23	-	-	ZE56-13060
TC125	16-22	-	-	ZE56-13050
TC250	17-22	-	-	ZE56-13050
FC250	16-22	-	-	ZE56-13050
FC350	16-22	-	-	ZE56-13050
FC450	16-22	-	-	ZE56-13050
TE150	17-23	-	-	ZE56-13050
TE250 (250i)	17-23	-	-	ZE56-13050
TE300 (300i)	17-23	-	-	ZE56-13050
FE250	17-23	-	-	ZE56-13050
FE350	17-23	-	-	ZE56-13050
FE450	17-23	-	-	ZE56-13050
FE501	17-23	-	-	ZE56-13050
TX125	17-19	-	-	ZE56-13050
TX300	17-22	-	-	ZE56-13050
FX350	17-22	-	-	ZE56-13050
FX450	17-22	-	-	ZE56-13050
GASGAS				
MC125	21-23	-	-	ZE56-13050
MC250	22-23	-	-	ZE56-13050
MC250F	21-23	-	-	ZE56-13050
MC350F	22-23	-	-	ZE56-13050
MC450F	21-23	-	-	ZE56-13050
EX250	22-23	-	-	ZE56-13050
EX250F/350F/450F	21-23	-	-	ZE56-13050
EX300	21-23	-	-	ZE56-13050
EC250/300	18-20	-	ZE56-13026	-
	21-23	-	-	ZE56-13050
EC250F/350F	21-23	-	-	ZE56-13050
enduroGP250/300	18-20	-	ZE56-13026	-
XC250/300	18-20	-	ZE56-13026	-

CONTROL



LEVER



HANDLEBAR ACCESSORIES



HAND GUARD



BODY GUARD



BODY PARTS



FOOT PARTS



SUSPENSION



ACCESSORIES



CARBON





KYB Blue



WP Orange



SHOWA : Red

KYB : Blue



WP : Orange

WP : H-Blue

ZETA

REAR SHOCK END CAP

- Replacement end cap for damaged OEM cap, and make easy remove when disassembling with the groove and looks great.
- 4 grooves can be tapped and easily removed.
- Made of 7000 series aluminum and anodized finish.

Cylinder size	KYB	SHOWA	WP	
	Blue	Red	Orange	H-Blue
φ 46mm	ZE56-12026	-	ZE56-12053	ZE56-12053
φ 50mm	ZE56-12016	ZE56-12032	ZE56-12043	ZE56-12049

Bike	Year	Red	Blue	Orange
HONDA				
CR250R	05-07	ZE56-12032	-	-
CRF250R	05-23	ZE56-12032	-	-
	05-08	ZE56-12032	-	-
CRF450R	09-16	-	ZE56-12016	-
	17-23	ZE56-12032	-	-
CRF250RX	19-23	ZE56-12032	-	-
CRF450RX	17-23	ZE56-12032	-	-
CRF250X	06-17	ZE56-12032	-	-
CRF450X	05-23	ZE56-12032	-	-
YAMAHA				
YZ125	06-23	-	ZE56-12026	-
YZ250	06-23	-	ZE56-12026	-
YZ250F	14-23	-	ZE56-12016	-
YZ450F	10-23	-	ZE56-12016	-
YZ125X	17-23	-	ZE56-12026	-
YZ250X	16-23	-	ZE56-12026	-
YZ250FX	15-23	-	ZE56-12016	-
YZ450FX	16-23	-	ZE56-12016	-
WR250F	15-23	-	ZE56-12016	-
WR450F	16-23	-	ZE56-12016	-
KAWASAKI				
KX250F	07-18	ZE56-12032	-	-
	19	ZE56-12032	-	-
	20-23	-	ZE56-12016	-
KX250X	21-23	-	ZE56-12016	-
KX450F	09-14	-	ZE56-12016	-
	15-18	ZE56-12032	-	-
KX450	19-23	ZE56-12032	-	-
KX450X	21-23	ZE56-12032	-	-
SUZUKI				
RM-Z250	16-22	-	ZE56-12016	-
RM-Z450	18-22	ZE56-12032	-	-
KTM				
85SX	04-23	-	-	ZE56-12053
125SX	09-23	-	-	ZE56-12043
150SX	09-22	-	-	ZE56-12043
250SX	09-23	-	-	ZE56-12043
250SX-F	09-23	-	-	ZE56-12043
350SX-F	11-23	-	-	ZE56-12043
450SX-F	09-23	-	-	ZE56-12043
125EXC	09-16	-	-	ZE56-12043
150EXC	20-23	-	-	ZE56-12053
200EXC	09-16	-	-	ZE56-12043
	09-16	-	-	ZE56-12043
250EXC	17-23	-	-	ZE56-12053
	09-16	-	-	ZE56-12043
	17-23	-	-	ZE56-12053
300EXC	09-16	-	-	ZE56-12043
	17-23	-	-	ZE56-12053
250EXC-F	09-16	-	-	ZE56-12043
	17-23	-	-	ZE56-12053

Bike	Year	Red	Blue	Orange	H-Blue
350EXC-F	12-16	-	-	ZE56-12043	-
	17-23	-	-	ZE56-12053	-
450EXC-F	09-16	-	-	ZE56-12043	-
	17-23	-	-	ZE56-12053	-
500EXC-F	12-16	-	-	ZE56-12043	-
	17-23	-	-	ZE56-12053	-
125XC	21-23	-	-	ZE56-12043	-
150XC	10-14	-	-	ZE56-12053	-
250XC	09-23	-	-	ZE56-12043	-
300XC	09-23	-	-	ZE56-12043	-
350XC-F	11-23	-	-	ZE56-12043	-
450XC-F	09-23	-	-	ZE56-12043	-
125XC-W	17-19	-	-	ZE56-12053	-
150XC-W	17-23	-	-	ZE56-12053	-
200XC-W	09-16	-	-	ZE56-12043	-
	09-16	-	-	ZE56-12043	-
	17-23	-	-	ZE56-12053	-
250XC-W	09-16	-	-	ZE56-12043	-
	17-23	-	-	ZE56-12053	-
300XC-W	09-16	-	-	ZE56-12043	-
	17-23	-	-	ZE56-12053	-
250XCF-W	09-16	-	-	ZE56-12043	-
350XCF-W	12-16	-	-	ZE56-12043	-
	20-22	-	-	ZE56-12053	-
450XC-W	09-16	-	-	ZE56-12043	-
500XC-W	12-16	-	-	ZE56-12043	-
500XCF-W	20-22	-	-	ZE56-12053	-
HUSOVERNA					
TC85	14-23	-	-	-	ZE56-12059
TC125	14-20	-	-	-	ZE56-12049
TC250	14-20	-	-	-	ZE56-12049
FC250	14-20	-	-	-	ZE56-12049
FC350	14-20	-	-	-	ZE56-12049
FC450	14-20	-	-	-	ZE56-12049
TE125	14-16	-	-	-	ZE56-12049
TE150	17-23	-	-	-	ZE56-12049
TE250	14-23	-	-	-	ZE56-12049
TE300	14-23	-	-	-	ZE56-12049
FE250	14-23	-	-	-	ZE56-12049
FE350	14-23	-	-	-	ZE56-12049
FE450	14-23	-	-	-	ZE56-12049
FE501	14-23	-	-	-	ZE56-12049
TX125	17-19	-	-	-	ZE56-12049
TX300	17-22	-	-	-	ZE56-12049
FX350	17-22	-	-	-	ZE56-12049
FX450	17-22	-	-	-	ZE56-12049
GASGAS					
MC85	21-23	ZE56-12052	-	-	-
MC125	21-23	ZE56-12042	-	-	-
MC250	22-23	ZE56-12042	-	-	-
MC250F	21-23	ZE56-12042	-	-	-
MC350F	22-23	ZE56-12042	-	-	-
MC450F	21-23	ZE56-12042	-	-	-
EX250	22-23	ZE56-12042	-	-	-
EX250F	21-23	ZE56-12042	-	-	-
EX300	21-23	ZE56-12042	-	-	-
EX350F	21-23	ZE56-12042	-	-	-
EX450F	21-23	ZE56-12042	-	-	-
EC250	18-20	-	ZE56-12026	-	-
	21-23	ZE56-12042	-	-	-
	18-20	-	ZE56-12026	-	-
EC300	21-23	ZE56-12042	-	-	-
EC250F	21-23	ZE56-12042	-	-	-
EC350F	21-23	ZE56-12042	-	-	-
XC250	18-20	-	ZE56-12026	-	-
XC300	18-20	-	ZE56-12026	-	-
ENDURO GP250	18-20	-	ZE56-12026	-	-
ENDURO GP300	18-20	-	ZE56-12026	-	-

CONTROL



LEVER



HANDLEBAR ACCESSORIES



HAND GUARD



BODY GUARD



BODY PARTS



FOOT PARTS



SUSPENSION



ACCESSORIES



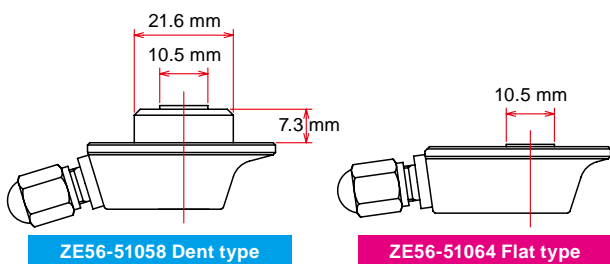
CARBON





ZETA WP REAR SUSPENSION GAS VALVE

- WP made rear shock sub tank gas sealed valve conversion adapter (Schrader type).
- Allows Nitrogen gas fitting through a universal schrader valve without WP special tools.
- By adding the prevent-falling design, the reliability is improved.
- Lineup of two types: Dent and Flat.



Bike	Year	Purt number	
		dent	flat
KTM			
85SX	08-17	ZE56-51058	-
	18-23	-	ZE56-51064
125SX	07-15	ZE56-51058	-
	16-23	-	ZE56-51064
150SX	09-15	ZE56-51058	-
	16-23	-	ZE56-51064
250SX	07-15	ZE56-51058	-
	16-23	-	ZE56-51064
250SX-F	07-15	ZE56-51058	-
	16-23	-	ZE56-51064
350SX-F	11-15	ZE56-51058	-
	16-23	-	ZE56-51064
450SX-F	07-15	ZE56-51058	-
	16-23	-	ZE56-51064
125EXC	07-16	ZE56-51058	-
150EXC	20-23	-	ZE56-51064
200EXC	07-16	ZE56-51058	-
	07-16	ZE56-51058	-
250EXC	17-23	-	ZE56-51064
	07-16	ZE56-51058	-
300EXC	17-23	-	ZE56-51064
	07-16	ZE56-51058	-
250EXC-F	17-23	-	ZE56-51064
	12-16	ZE56-51058	-
350EXC-F	17-23	-	ZE56-51064

Bike	Year	Purt number	
		dent	flat
450EXC	07-16	ZE56-51058	-
	17-23	-	ZE56-51064
500EXC	12-16	ZE56-51058	-
	17-23	-	ZE56-51064
150XC	10-14	ZE56-51058	-
250XC	07-16	ZE56-51058	-
	17-23	-	ZE56-51064
300XC	07-16	ZE56-51058	-
	17-23	-	ZE56-51064
250XC-F	07-15	ZE56-51058	-
	16-23	-	ZE56-51064
350XC-F	11-15	ZE56-51058	-
	16-23	-	ZE56-51064
450XC-F	08-15	ZE56-51058	-
	16-23	-	ZE56-51064
125XC-W	17-19	-	ZE56-51064
150XC-W	17-23	-	ZE56-51064
200XC-W	07-16	ZE56-51058	-
250XC-W	07-16	ZE56-51058	-
	17-23	-	ZE56-51064
300XC-W	07-16	ZE56-51058	-
	17-23	-	ZE56-51064
450XC-W	07-16	ZE56-51058	-
500XC-W	12-16	ZE56-51058	-
250XCF-W	07-16	ZE56-51058	-
350XCF-W	12-16	ZE56-51058	-
	20-22	-	ZE56-51064
500XCF-W	20-22	-	ZE56-51064

HUSQVERNA

TC85	14-17	ZE56-51058	-
	18-23	-	ZE56-51064
TC125	14-15	ZE56-51058	-
	16-22	-	ZE56-51064
TC250	14-16	ZE56-51058	-
	17-22	-	ZE56-51064
FC250	14-15	ZE56-51058	-
	16-23	-	ZE56-51064
FC350	14-15	ZE56-51058	-
	16-23	-	ZE56-51064
FC450	14-15	ZE56-51058	-
	16-23	-	ZE56-51064
TE125	14-16	ZE56-51058	-
TE150	17-23	-	ZE56-51064
TE250 (TE250i)	14-16	ZE56-51058	-
	17-23	-	ZE56-51064
TE300 (TE300i)	14-16	ZE56-51058	-
	17-23	-	ZE56-51064
FE250	14-16	ZE56-51058	-
	17-23	-	ZE56-51064
FE350	14-16	ZE56-51058	-
	17-23	-	ZE56-51064
FE450	14-16	ZE56-51058	-
	17-23	-	ZE56-51064
FE501	14-16	ZE56-51058	-
	17-23	-	ZE56-51064
TX125	17-19	-	ZE56-51064
TX300	17-23	-	ZE56-51064
FX350	17-23	-	ZE56-51064
FX450	17-23	-	ZE56-51064

GASGAS

MC-E5	21-23	ZE56-51058	-
MC125	21-23	-	ZE56-51064
MC250	22-23	-	ZE56-51064
MC250F	21-23	-	ZE56-51064
MC350F	22-23	-	ZE56-51064
MC450F	21-23	-	ZE56-51064
EX250	22-23	-	ZE56-51064
EX250F	21-23	-	ZE56-51064
EX300	21-23	-	ZE56-51064
EX350F	21-23	-	ZE56-51064
EX450F	21-23	-	ZE56-51064
EC250	21-23	-	ZE56-51064
EC300	21-23	-	ZE56-51064
EC250F	21-23	-	ZE56-51064
EC350F	21-23	-	ZE56-51064



Orange

ZETA BUMP RUBBER HOLDER

- Rear suspension bump rubber holder for KTM / HUSQVARNA 85 cc.
- Make your bump rubber have a longer life than OEM rubber holder due to the special bump rubber holding cup design.
- CNC machined aluminum with orange anodized finish.

* Disassembling shock unit is required for installation.

Part#	Color	Bike
ZE56-50013	Orange	KTM 85SX '04 - 17 HUSQVARNA TC85 '14 - 17



ZETA

FRONT FORK BOTTOM ADJUSTER

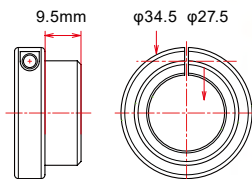
- It allows the adjuster to adjust on the bottom of the front fork without using a tool.
- Just pinch and turn. It relieves the stress job "turning and adjusting with a flat tip screwdriver".
- Click feeling allows easy adjustment of front fork suspension bottom adjuster.
- Easy to install, just replace OEM bottom adjuster bolt to our kit.
- CNC machined from high grade aluminum for extreme durability.
- Black anodized body and red anodized adjuster knob.

Part #	Type	Dial	Kit contents
ZE56-20010	KYB AOS	6 clicks / 1 dial	2pcs
ZE56-20020	SHOWA AOS	6 clicks / 1 dial	2pcs
ZE56-20030	WP AER	8 clicks / 1 dial	1pc



Bike	Year	Part number
HONDA		
CRF250R	18-23	ZE56-20020
CRF450R	09-14	ZE56-20010
CRF450R	17-23	ZE56-20020
CRF250RX	19-23	ZE56-20020
CRF450RX	17-23	ZE56-20020
CRF450X	19-23	ZE56-20020
CRF450L	19-20	ZE56-20020
CRF450RL	21-23	ZE56-20020
YAMAHA		
YZ125	08-23	ZE56-20010
YZ250	08-23	ZE56-20010
YZ250F	08-23	ZE56-20010
YZ450F	08-23	ZE56-20010
YZ125X	17-23	ZE56-20010
YZ250X	16-23	ZE56-20010
YZ250FX	15-23	ZE56-20010
YZ450FX	16-23	ZE56-20010
WR250F	15-23	ZE56-20010
WR450F	12-23	ZE56-20010
KAWASAKI		
KX250	20-23	ZE56-20010
KX250X	21-23	ZE56-20010
KX450F	08-14	ZE56-20010
KX450	19-23	ZE56-20020
KX450X	21-23	ZE56-20020
SUZUKI		
RM-Z250	19-22	ZE56-20010
RM-Z450	18-22	ZE56-20020
KTM		
125SX	16-21	ZE56-20030
150SX	16-20	ZE56-20030
250SX	17-20	ZE56-20030
250SX-F	16-20	ZE56-20030
350SX-F	16-20	ZE56-20030
450SX-F	16-20	ZE56-20030
250XC	17-20	ZE56-20030
300XC	17-20	ZE56-20030
250XC-F	17-20	ZE56-20030
350XC-F	17-20	ZE56-20030
450XC-F	17-20	ZE56-20030

Bike	Year	Part number
HUSQVARNA		
CR125	10-13	ZE56-20010
CR150	11	ZE56-20010
TC250	10-13	ZE56-20010
TC449	11-13	ZE56-20010
TC450	10	ZE56-20010
TXC250	10-13	ZE56-20010
TXC449	11-13	ZE56-20010
TXC450	10	ZE56-20010
TXC510	10	ZE56-20010
TXC511	11-13	ZE56-20010
TC125	17-20	ZE56-20030
TC250	17-20	ZE56-20030
FC250	17-20	ZE56-20030
FC350	17-20	ZE56-20030
FC450	17-20	ZE56-20030
FX450	17-20	ZE56-20030
FX350	17-20	ZE56-20030
TX300	17-20	ZE56-20030
GASGAS		
EC250	18-20	ZE56-20010
EC300	18-20	ZE56-20010
XC250	18-20	ZE56-20010
XC300	18-20	ZE56-20010
ENDURO GP250	18-20	ZE56-20010
ENDURO GP300	18-20	ZE56-20010
SHERCO		
250SE FACTORY	19-22	ZE56-20010
300SE FACTORY	19-22	ZE56-20010
250SEF FACTORY	19-22	ZE56-20010
300SEF FACTORY	19-22	ZE56-20010
450SEF FACTORY	19-22	ZE56-20010
500SEF FACTORY	19-20	ZE56-20010
125SC FACTORY	19-20	ZE56-20010
250SC FACTORY	19-20	ZE56-20010
300SC FACTORY	19-20	ZE56-20010
250SCF FACTORY	19-20	ZE56-20010
300SCF FACTORY	19-20	ZE56-20010
450SCF FACTORY	19-20	ZE56-20010
500SCF FACTORY	19-20	ZE56-20010



ZETA

FORK BOTTOM PROTECTOR

- Lower bracket fork protector for KYB front forks.
- Fits inside of lower bracket adjuster area to prevent breakage of bracket edge due to hard rocks hitting edge.
- Made of durable 7000 grade aluminum, blue hard anodized finish.
- Comes in pairs.

Part #
[ZE93-7016](#)

Bike	Year
HONDA	
CRF450R	09-14
YAMAHA	
YZ125	05-23
YZ250	05-23
YZ250F	05-23
YZ450F	05-23
YZ125X	17-23
YZ250X	16-23
YZ250FX	15-23
YZ450FX	16-23
KAWASAKI	
KX450F	08-14



CONTROL



LEVER



HANDLEBAR ACCESSORIES



HAND GUARD



BODY GUARD



BODY PARTS



FOOT PARTS



SUSPENSION



ACCESSORIES

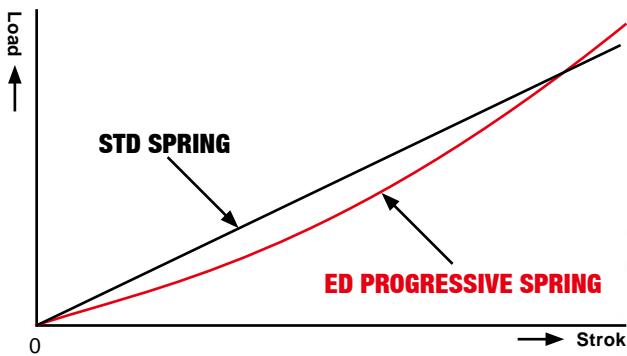


CARBON



"It's soft at the beginning of the compress, and when it's deeply compressed, hold it down Variable Rate Spring for Enduro"

Spring characteristic



White

Bike	Year	Adaptation	Part#	Color	Spring rate
YZ125X	17-21	Front	ZE56-9161	-	3.6 - 4.2 N/mm
	17-22	Rear	ZE56-9261	White	39 - 44 N/mm
YZ250X	16-22	Front	ZE56-9164	-	3.85 - 4.3 N/mm
		Rear	ZE56-9264	White	42 - 50 N/mm
YZ250FX	15-19	Front	ZE56-9167	-	3.85 - 4.3 N/mm
YZ250FX	15-22	Rear	ZE56-9267	White	45 - 51 N/mm

[Note] Assemble the front spring so that the marking is on the lower side.

ZETA ED PROGRESSIVE SPRING

- A spring with progressive characteristics for enduro.
- The standard spring has a characteristic that the load linearly stiffens in proportion to the amount the suspension sinks, whereas the progressive spring has a characteristic that it is soft when it starts to sink and strong when it sinks deeply.
- With a small gap, the suspension moves well and absorbs well, so there is less strain on the body and the center of gravity when driving is lower, allowing stable cornering.
- It is difficult to hit the bottom when a large impact such as when passing a large gap or landing a jump.
- In addition, since the beginning of compressing is soft, foot contact is also improved.

CONTROL

LEVER

HANDLEBAR ACCESSORIES

HAND GUARD

BODY GUARD

BODY PARTS

FOOT PARTS

SUSPENSION

ACCESSORIES

CARBON



Model: Height 173 cm, Weight 58 kg

Front: ZETA Lowdown inner kit (-30mm) + ED soft spring built-in Fork protrusion amount set to maximum.

Rear: ZETA Lowdown inner kit (-30mm) + ZETA lowering link (-28mm) + ED soft spring already installed

Bike	Year	Front	Rear
			Blue
YZ250FX	15-19	ZE56-7262	ZE56-8261-1
	20-23	-	ZE56-8261-1
YZ450FX	16-18	ZE56-7262	ZE56-8261-1
	19-23	-	ZE56-8261-1
WR250F	15-19	ZE56-7262	ZE56-8261-1
	20-23	-	ZE56-8261-1
WR450F	16-18	ZE56-7262	ZE56-8261-1
	19-23	-	ZE56-8261-1

[Note] Assemble the front spring so that the marking is on the lower side.

ZETA ED SHOCK SPRING ENDURO SOFT

- Ideal for YZ250FX/450FX users who feel that the normal suspension is hard.
- Since the stock option parts do not have soft springs set, they can be used as setting parts for hard road surfaces such as scree.
- In addition, the suspension tends to be compressed, so it provides a low-down effect.



Blue



ZETA

FRONT FORK LOWDOWN SPRING for TENERE700

- Front fork spring with progressive characteristic for touring on Tenere700.
- Exchanging with the stock springs lowers the seat height for better ground touching.
- Spring rate is adjusted to minimize the risk of bottom out even with the less amount of travel.
- Using with DRC lowering link kit let you ride with the comfort stock seat wit 40mm lower height.

Compatible with YAMAHA optional lowering like plate (-18mm) as well

Part #	Description	Bike	Color
ZE56-9321	Front	TENERE700	20-22



REAR SUSPENSION LINK KIT
LOWDOWN
D46-01-238

P171



D46-01-238

Rear Suspension
Link Kit
-40mm

Seat height will
be 40mm lower.
(Red Line)



ZE56-9321

Front Fork
Lowdown Spring
-30mm

Sticking out amount
is adjusted to +10mm



-40mm

STD
(Yellow Line)



[Instruction for reference]

In case of using with DRC lowering link kit (D46-01-238), the link kit lowers the seat height 40mm the front forks sticks out 10mm upward with the lowering springs installed which creates a good balance between the front and rear.

In case of using with YAMAHA optional lowering link plates, the link plates lowers the seat height 18mm and the front fork does not stick out of the top end of the outer tube. Installing lowering springs creates a fine balance between front and rear.

**Actual seat lowering amount will be different for every riders,
the amount sticking out needs to be adjusted.**

Sample case of a model sitting
Height 181cm Weight 70kg

CONTROL



LEVER



HANDLEBAR
ACCESSORIES



HAND
GUARD



BODY
GUARD



BODY
PARTS



FOOT
PARTS



SUSPENSION



ACCESSORIES



CARBON




ZETA

LOWDOWN SPRING for CT125

- Lowdown spring for CT125 Hunter Cub.
- By replacing the springs lower the height by about 20mm.*1
- Three different spring rates provides soft at the beginning of compressing and strong when deeply compressing.
- This improves reaching the ground with feet without losing its performance.
- The performance will works for shorter riders in city use.
- The stock stand can be used.
- The front spring can be easily replaced by simply removing the fork top cap.*2

[Attention]

Assemble with the narrower side facing up.

Spring	Part #
Front	ZE56-9331
Rear	ZE56-9431

Seat position

Stock

Lowered



The actual amount of lowering will be affected by body weight.

*1 When a rider weighing 70kg rides the bike, it is lowered about 20mm. The actual amount of lowering will be affected by the rider's weight.

*2 Since the front spring has a reduced stroke, adding 15-20ml of fork oil (viscosity: 10w) to each side will provide a smoother suspension effect with less bottoming out.


ZETA

OFF-ROAD SUSPENSION KIT CROSS CUB 110

The front is a high lift specification that increases the stroke amount and overall length by +30 mm by changing to a long type cylinder. A special front spring is set, and the spring rate is changed to 20% higher than the stock one according to the extended stroke amount. Along with this, the effectiveness of the damper is also adjusted to enable smooth movement with a long stroke, improve road followability on dirt roads, and suppress bottom thrust.

- High lift specification that extends the total length by +30 mm by replacing it with a strong rear shock bracket.
- Needle bearing is already installed in the shock mounting part at the bottom of the bracket.
- Since it rotates without resistance compared to the standard rubber bush, it absorbs impact more smoothly without giving unnecessary resistance to the compression and rebound operation of the damper.

Part #
ZE56-9510



FACE MASK

Washable
Reusable
Mask



Breathability



Antistatic



Perfect Fit

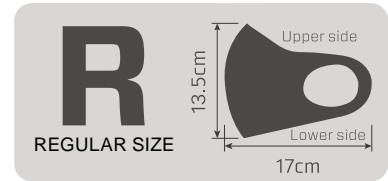
Non-medical



ZETA DIRTBREAK FACE MASK ZETA/DIRTFREAK 2pcs

- Rewashable and reusable mask.
- Comes with 2 masks, Black ZETA and Gray DIRTBREAK.
- A perfect fit with 3D draping and stretch material.
- Not stuffy and good breathability.
- Static electricity is unlikely to occur.
- Unisex regular size.

* It does not completely prevent non-medical viruses and harmful substances.



Material : Polyurethane 89.9% / Spandex 10.1%
Shelf Life : 2 Years
Size : 13.5 cm x 17 cm

Part #	Color
DF29-1001	ZETA Black
	DIRTFREAK Gray



ZETA TRACK TAPE

Part #	Color
DF29-7081	ZETA
DF29-7021	DIRTFREAK




ZETA LEVER DISPLAY

Part #
ZE00-0002



ZETA FRONT FENDER DECAL

Part #	Color
MO33-0701	ZETA Racing Black
MO33-0702	ZETA Racing White



DISPLAY RACK

Part #	Size
D39-11-111	70 X 190 cm (2.3" x 6.2")



ZETA LOGO BANNER

Part #	Size
ZE65-0501	30 x 90 cm (1" x 3")



ZE50-2115



ZE50-2113



ZE50-2111

ZETA LOGO STICKER

Part #	Size
ZE50-2111	65 x 35 mm
ZE50-2113	100 x 20 mm
ZE50-2115	150 x 30 mm



ZETA STICKER KIT 2 pcs

Part #	Size
ZE50-0103	47 x 20 mm (1.85" x 0.7")

CONTROL



LEVER



HANDLEBAR
ACCESSORIES



HAND
GUARD



BODY
GUARD



BODY
PARTS



FOOT
PARTS



SUSPENSION



ACCESSORIES



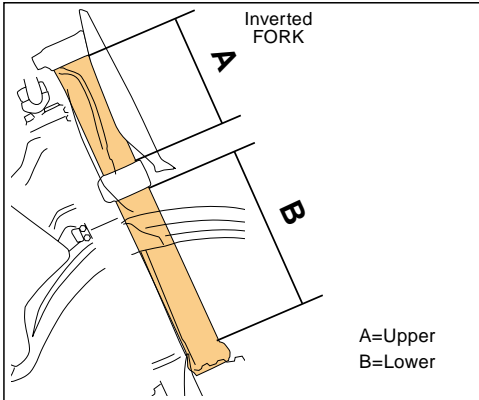
CARBON





Z-CARBON FORK WRAPS

- Carbon front fork wrap for dirt bikes.
- Made of aircraft grade durable dry carbon fiber.
- Protect your front fork outer tube from brush and water during your ride.
- Easy to install, just attach on to front forks.
- Lower and upper fork guards available, comes in a pair.



Please measure the length of A and B in the picture above and refer to list below for your fork wrap part number.



FORK WRAPS SIZE CHART

Description	Part #	Size (mm)		Description	Part #	Size (mm)	
		Length	Diameter			Length	Diameter
UPR	ZC35-4314	164	45	LWR	ZC35-4336	225	52
	ZC35-4332	160	52		ZC35-4338	248	52
	ZC35-4334	178	52				

Bike	Year	UPR	LWR	Bike	Year	UPR	LWR
HONDA				KAWASAKI			
CRF250R	04-23	ZC35-4334	ZC35-4338	KX85/100	01-23	-	ZC35-4316
CRF450R	02-23	ZC35-4334	ZC35-4338	KX112	22-23	-	ZC35-4316
CRF250RX	19-23	ZC35-4334	ZC35-4338	KX250F	07-18	ZC35-4334	ZC35-4338
CRF450RX	17-23	ZC35-4334	ZC35-4338	KX250	19-23	ZC35-4334	ZC35-4338
CRF450L	19-22	ZC35-4334	ZC35-4338	KX250X	21-23	ZC35-4334	ZC35-4338
CRF450RL	21-23	ZC35-4334	ZC35-4338	KX450F	07-18	ZC35-4334	ZC35-4338
CRF250X	04-17	ZC35-4334	ZC35-4338	KX450	19-23	ZC35-4334	ZC35-4338
CRF450X	05-23	ZC35-4334	ZC35-4338	KX450X	21-23	ZC35-4334	ZC35-4338
XR250/MOTARD	03-07	ZC35-4332	ZC35-4336	KLX450R	08-15	ZC35-4334	ZC35-4338
CRF250L	12-20	ZC35-4332	ZC35-4336	KLX250/D-TRACKER/X	98-20	ZC35-4332	ZC35-4336
CRF250L	21	ZC35-4332	ZC35-4336	SUZUKI			
CRF250L LD	17-20	ZC35-4332	ZC35-4336	RM85	02-17	ZC35-4314	-
CRF250L(S)	21	ZC35-4332	ZC35-4336	RM-Z250	07-22	ZC35-4332	ZC35-4338
CRF250M	12-19	ZC35-4332	ZC35-4336	RM-Z450	08-22	ZC35-4332	ZC35-4338
CRF250RALLY	17-21	ZC35-4332	ZC35-4338	RMX450Z	10-15	ZC35-4332	ZC35-4338
CRF250Rally LD	17-20	ZC35-4332	ZC35-4338	250SB	02-06	ZC35-4332	ZC35-4336
CRF250RALLY(S)	21	ZC35-4332	ZC35-4338	DR-Z400SM	04-19	ZC35-4332	ZC35-4336
CRF300L	21-22	ZC35-4332	ZC35-4338	KTM			
CRF300RALLY	21-22	ZC35-4332	ZC35-4338	85SX	03-09	ZC35-4314	ZC35-4316
YAMAHA				125-450SX/SXF/EXC/EXCF/XCF/XCW	08-23	ZC35-4332	ZC35-4338
YZ65	18-23	-	ZC35-4314	HUSQVARNNA			
YZ125/250	08-23	ZC35-4334	ZC35-4338	TC/FC/TE/FE 125-450	14-22	ZC35-4332	ZC35-4338
YZ250F	08-23	ZC35-4334	ZC35-4338	GASGAS			
YZ450F	08-23	ZC35-4334	ZC35-4338	MC125	21-23	ZC35-4332	ZC35-4338
YZ125X	17-23	ZC35-4334	ZC35-4338	MC250	22-23	ZC35-4332	ZC35-4338
YZ250X	16-23	ZC35-4334	ZC35-4338	MC250F	21-23	ZC35-4332	ZC35-4338
YZ250FX	15-23	ZC35-4334	ZC35-4338	MC350F	22-23	ZC35-4332	ZC35-4338
YZ450FX	16-23	ZC35-4334	ZC35-4338	MC450F	21-23	ZC35-4332	ZC35-4338
WR250F	07-23	ZC35-4334	ZC35-4338	EC250	21-23	ZC35-4332	ZC35-4338
WR450F	07-23	ZC35-4334	ZC35-4338	EC300	21-23	ZC35-4332	ZC35-4338
WR250R/X	07-20	ZC35-4332	ZC35-4336	EC250F	21-23	ZC35-4332	ZC35-4338
				EC350F	21-23	ZC35-4332	ZC35-4338
				EX250	22-23	ZC35-4332	ZC35-4338
				EX300	21-23	ZC35-4332	ZC35-4338
				EX250F	21-23	ZC35-4332	ZC35-4338
				EX350F	21-23	ZC35-4332	ZC35-4338
				EX450F	21-23	ZC35-4332	ZC35-4338



Z-CARBON UNIVERSAL EX PIPE GUARD

- Carbon head pipe guards.
- Guards for universal type are available.
- Universal type exhaust pipe installation diameter is from 26 mm to 50 mm.

Part # **ZC31-3000** Universal type

Part # **ZC31-3901** Replacement Mount kit





Z-CARBON
REAR CALIPER GUARD

- Durable and beautiful light weight carbon rear brake caliper guards.
- Protect rear brake caliper from rocks.

Bike	Year	Part number
HONDA		
CR85 #	03-07	ZC35-0104
XR250/BAJA/MOTARD #	95-07	ZC35-0104
YAMAHA		
YZ125/250	06-21	ZC35-0133
YZ250F	06-20	ZC35-0133
YZ450F	06-19	ZC35-0133
YZ125X	17-22	ZC35-0133
YZ250X	16-22	ZC35-0133
YZ250FX	15-21	ZC35-0133
YZ450FX	16-20	ZC35-0133
WR250F	06-23	ZC35-0133
WR450F	06-23	ZC35-0133
WR250R/X	07-20	ZC35-0133
KAWASAKI		
KX250F	04-18	ZC35-0112
KX250	19-22	ZC35-0112
KX250X	21	ZC35-0112
KX450F	06-18	ZC35-0112
KX450	19-22	ZC35-0112
KX450X	21	ZC35-0112
SUZUKI		
RM125/250	05-08	ZC35-0122
RMZ250	04-06	ZC35-0112
	07-22	ZC35-0122
RMZ450	05-22	ZC35-0122
RMX450Z	10-15	ZC35-0122
DRZ400SM	04-19	ZC35-0122

Aluminum bolts are included.




Z-CARBON
FRAME GUARD

- Carbon frame guards prevent scratches and chipping of your bike.
- Flat surface provides better grip and control.
- Designed specifically for each model.
- Made of aircraft grade dry carbon fiber for light weight and durable construction.

Frame Guard

Bike	Year	Part number
HONDA		
CRF250L/M	12-20	ZC35-5106
CRF250RALLY	17-20	ZC35-5106



CONTROL



LEVER



HANDLEBAR ACCESSORIES



HAND GUARD



BODY GUARD



BODY PARTS



FOOT PARTS



SUSPENSION



ACCESSORIES



CARBON



R50 SERIES

WHEEL



BRAKE HOSE



BRAKE DISC



Z-WHEEL
R50 RIM FRONT / REAR

- Real racing specification rim for ED and MX Racers.
- Made of A7050-T6 aluminum with special rim design for durability.
- Durable construction yet light weight.
- Available wide rim lineup, latest competition bikes to older and dual sport models.
- Rims available for dual sport models, upgrade to high specification rims used by latest MX racing models.
- Available in Black, Silver, Burgundy Red, and Green.

#For the models with OE steel nipples, please replace them with Z-Wheel aluminum nipples.

#Replace OE steel nipples with aluminum nipples to make our front and rear wheels weigh 150 g lighter than OE wheels.

Each hole for rim lock and air valve on the rim.

BLACK



SILVER



BURGUNDY RED



GREEN





1 Black

8 Silver

3 Burgundy Red

4 Green

Color Nipple lineup P132



Bike	Year	FRONT							REAR						
		Part #	Rim color .No#			Nipple	Part #	Rim color .No#				Nipple			
			Black	Silver	Green			Black	Silver	Burgundy Red	Green				
HONDA															
CR125R	84-94	*1	W01-9241 #	1	8	4	W31-P3368	*2	-	-	-	-	-	-	
	95-96	*1	W01-9241 #	1	8	4	W31-P3368	*2	W01-7331 #	1	8	3	-	W31-Q6328	
	97-01	*1	W01-9241 #	1	8	4	W31-P3368	*2	W01-7331 #	*1	1	8	3	W31-Q6328	
	02-07		W01-9241 #	1	8	4	W31-P3368	*2	W01-7331 #		1	8	3	W31-Q6328	
CR125R(Wide)	87-88	-	-	-	-	-	-		W01-6441 #	*1	1	8	-	W31-Q4368 *2	
	89-93	-	-	-	-	-	-		W01-6431 #	*1	1	-	-	W31-Q4328 *2	
	94	-	-	-	-	-	-		W01-6431 #		1	-	-	W31-Q6328	
CR250R	84-86	*1	W01-9241 #	1	8	4	W31-P3368	*2	-	-	-	-	-		
	87-88	*1	W01-9241 #	1	8	4	W31-P3368	*2	W01-6441 #	*1	1	8	-	W31-Q4368 *2	
	89-94	*1	W01-9241 #	1	8	4	W31-P3368	*2	W01-6431 #	*1	1	-	-	W31-Q4328 *2	
	95-96	*1	W01-9241 #	1	8	4	W31-P3368	*2	W01-7431 #		1	8	-	W31-Q6328	
	97-01	*1	W01-9241 #	1	8	4	W31-P3368	*2	W01-7431 #	*1	1	8	-	W31-Q6328	
	02-07		W01-9241 #	1	8	4	W31-P3368	*2	W01-7431 #		1	8	-	W31-Q6328	
CR500R(US)	84-86	*1	W01-9241 #	1	8	4	W31-P3368	*2	-	-	-	-	-		
	87-88	*1	W01-9241 #	1	8	4	W31-P3368	*2	W01-6441 #	*1	1	8	-	W31-Q4368 *2	
	89-01	*1	W01-9241 #	1	8	4	W31-P3368	*2	W01-6431 #	*1	1	-	-	W31-Q4328 *2	
CRF250R	04-23		W01-9241 #	1	8	4	W31-P3368	*2	W01-7331 #		1	8	3	W31-Q6328	
CRF250X	04-17		W01-9241 #	1	8	4	W31-P3368	*2	-	-	-	-	-		
CRF450R	02-23		W01-9241 #	1	8	4	W31-P3368	*2	W01-7431 #		1	8	-	W31-Q6328	
CRF250RX	19-23		W01-9241 #	1	8	4	W31-P3368	*2	-	-	-	-	-		
CRF450RX	17-23		W01-9241 #	1	8	4	W31-P3368	*2	-	-	-	-	-		
CRF450L	19-20		W01-9241 #	1	8	4	W31-P3368	*2	-	-	-	-	-		
CRF450RL	21-23		W01-9241 #	1	8	4	W31-P3368	*2	-	-	-	-	-		
CRF450X	05-23		W01-9241 #	1	8	4	W31-P3368	*2	-	-	-	-	-		
CRF230F(US)	03-09	*1	W01-9241 #	1	8	4	W31-P2368		-	-	-	-	-		
CRF250F	19-22		W01-9241 #	1	8	4	W31-P2368		-	-	-	-	-		
CRF250L	12-21	*1	W01-9241 #	1	8	4	W31-P2368		-	-	-	-	-		
CRF250L(S)	21	*1	W01-9241 #	1	8	4	W31-P2368		-	-	-	-	-		
CRF250RALLY	17-21	*1	W01-9241 #	1	8	4	W31-P2368		-	-	-	-	-		
CRF250RALLY(S)	21	*1	W01-9241 #	1	8	4	W31-P2368		-	-	-	-	-		
CRF300L	21-22	*1	W01-9241 #	1	8	4	W31-P2368		-	-	-	-	-		
CRF300L RALLY	21-22	*1	W01-9241 #	1	8	4	W31-P2368		-	-	-	-	-		
CRM250R/AR	89-98	*1	W01-9241 #	1	8	4	W31-P2368		-	-	-	-	-		
SL230	97-01	*1	W01-9241 #	1	8	4	W31-P2368		-	-	-	-	-		
XL250 DEGREE	91-95	*1	W01-9241 #	1	8	4	W31-P2368		-	-	-	-	-		
XLR125R	93-94	*1	W01-9241 #	1	8	4	W31-P2368		-	-	-	-	-		
XLR200R	93	*1	W01-9241 #	1	8	4	W31-P2368		-	-	-	-	-		
XLR250R/BAJA	88-94	*1	W01-9241 #	1	8	4	W31-P2368		-	-	-	-	-		
XR230	05-13	*1	W01-9241 #	1	8	4	W31-P2368		W01-6432 #	*1	1	-	-	W31-P2328	
XR250L(US)	91-96	*1	W01-9241 #	1	8	4	W31-P2368		-	-	-	-	-		
XR250R(US)	84-89	*1	W01-9241 #	1	8	4	W31-P3368	*2	-	-	-	-	-		
	90-04	*1	W01-9241 #	1	8	4	W31-P3368	*2	W01-6432 #	*1	1	-	-	W31-P2328	
XR250S/BAJA	95-07	*1	W01-9241 #	1	8	4	W31-P2368		W01-6432 #	*1	1	-	-	W31-P2328	
XR350R(US)	84-85	*1	W01-9241 #	1	8	4	W31-P3368	*2	-	-	-	-	-		
XR400R(US)	96-04	*1	W01-9241 #	1	8	4	W31-P3368	*2	W01-6432 #	*1	1	-	-	W31-P3328 *2	
XR500R(US)	83-84	*1	W01-9241 #	1	8	4	W31-P3368	*2	-	-	-	-	-		
XR600R(US)	85-87	*1	W01-9241 #	1	8	4	W31-P3368	*2	-	-	-	-	-		
	88-90	*1	W01-9241 #	1	8	4	W31-P3368	*2	-	-	-	-	-		
	91-00	*1	W01-9241 #	1	8	4	W31-P3368	*2	W01-6432 #	*1	1	-	-	W31-P3328 *2	
XR650R(US)	00-07	*1	W01-9241 #	1	8	4	W31-P3368	*2	W01-6432 #	*1	1	-	-	W31-P3328 *2	

*Aluminum nipple for R50 rim is required due to large hole size.
 *1 Is not compatible with the stock iron nipple.
 *2 Choose the color of the aluminum nipple: Black(1),Blue(2),Red(3),Green(4),Gold(5),Silver(8)
 # Add rim color number to complete number for ordering.





1 Black

8 Silver

3 Burgundy Red

4 Green

Color Nipple lineup P132

Bike	Year	FRONT					REAR								
		Part #	Rim color .No#			Nipple	Part #	Rim color .No#			Nipple				
			Black	Silver	Green			Black	Silver	Burgundy Red		Green			
YAMAHA															
YZ125	86-87	W01-9241 #	1	8	4	W31-P3368	*2	-	-	-	-	-	-	*2	
	89-98	W01-9241 #	1	8	4	W31-P3368	*2	W01-7341 #	*1	1	8	3	4	W31-Q4368	*2
	99-23	W01-9241 #	1	8	4	W31-P3368	*2	W01-7341 #		1	8	3	4	W31-Q4368	*2
YZ125(Wide)	88	-	-	-	-	-		W01-6441 #	*1	1	8	-	4	W31-Q4368	*2
YZ250	86-87	W01-9241 #	1	8	4	W31-P3368	*2	-	-	-	-	-	-	*2	
	88	W01-9241 #	1	8	4	W31-P3368	*2	W01-6441 #	*1	1	8	-	4	W31-Q4368	*2
	89-98	W01-9241 #	1	8	4	W31-P3368	*2	W01-7441 #	*1	1	8	3	4	W31-Q4368	*2
	99-23	W01-9241 #	1	8	4	W31-P3368	*2	W01-7441 #		1	8	3	4	W31-Q4368	*2
YZ250F	01-21	W01-9241 #	1	8	4	W31-P3368	*2	W01-7341 #		1	8	3	4	W31-Q4368	*2
	22-23	W01-9241 #	1	8	4	W31-P3368	*2	-	-	-	-	-	-		
YZ250WR	89-90	W01-9241 #	1	8	4	W31-P3368	*2	W01-7441 #	*1	1	8	3	4	W31-Q4368	*2
	89-90	W01-9241 #	1	8	4	W31-P3368	*2	W01-6441 #	*1	1	8	-	4	W31-Q4368	*2
YZ400F	98-99	W01-9241 #	1	8	4	W31-P3368	*2	W01-7441 #	*1	1	8	3	4	W31-Q4368	*2
	98-99	W01-9241 #	1	8	4	W31-P3368	*2	W01-7441 #		1	8	3	4	W31-Q4368	*2
YZ426F	00-02	W01-9241 #	1	8	4	W31-P3368	*2	W01-7441 #		1	8	3	4	W31-Q4368	*2
YZ450F	03-21	W01-9241 #	1	8	4	W31-P3368	*2	W01-7441 #		1	8	3	4	W31-Q4368	*2
	22-23	W01-9241 #	1	8	4	W31-P3368	*2	-	-	-	-	-	-		
YZ125X	17-23	W01-9241 #	1	8	4	W31-P3368	*2	W01-6441 #		1	8	-	4	W31-Q4368	*2
YZ250X	16-23	W01-9241 #	1	8	4	W31-P3368	*2	W01-6441 #		1	8	-	4	W31-Q4368	*2
YZ250FX	15-23	W01-9241 #	1	8	4	W31-P3368	*2	W01-6441 #		1	8	-	4	W31-Q4368	*2
YZ450FX	16-23	W01-9241 #	1	8	4	W31-P3368	*2	W01-6441 #		1	8	-	4	W31-Q4368	*2
YZ490	89	W01-9241 #	1	8	4	W31-P3368	*2	-	-	-	-	-	-		
DT125R	85-97	*1 W01-9241 #	1	8	4	W31-P2368		-	-	-	-	-	-		
DT200R	84-87	*1 W01-9241 #	1	8	4	W31-P2368		-	-	-	-	-	-		
	88-90	*1 W01-9241 #	1	8	4	W31-P2368		W01-6441 #	*1	1	8	-	4	W31-Q3368	
DT200WR	91-94	*1 W01-9241 #	1	8	4	W31-P3368	*2	W01-6441 #	*1	1	8	-	4	W31-Q4368	*2
DT230 LANZA	97-98	*1 W01-9241 #	1	8	4	W31-P3368	*2	W01-6441 #	*1	1	8	-	4	W31-Q4368	*2
IT200(US)	86	*1 W01-9241 #	1	8	4	W31-P3368	*2	-	-	-	-	-	-		
	85-92	*1 W01-9241 #	1	8	4	W31-P2368		-	-	-	-	-	-		
	93-96	*1 W01-9241 #	1	8	4	W31-P2368		W01-6441 #	*1	1	8	-	4	W31-P2368	
SEROW225	97-04	*1 W01-9241 #	1	8	4	W31-P2368		-	-	-	-	-	-		
	05-20	*1 W01-9241 #	1	8	4	W31-P2368		-	-	-	-	-	-		
	86-87	*1 W01-9241 #	1	8	4	W31-P2368		-	-	-	-	-	-		
TT225(US)	86-87	*1 W01-9241 #	1	8	4	W31-P2368		-	-	-	-	-	-		
TT350(US)	86-87	*1 W01-9241 #	1	8	4	W31-P3368	*2	-	-	-	-	-	-		
TT600(US)	85-86	*1 W01-9241 #	1	8	4	W31-P3368	*2	-	-	-	-	-	-		
TTR230(US)	05-22	*1 W01-9241 #	1	8	4	W31-P2368		-	-	-	-	-	-		
TTR250/RAID	93-97	*1 W01-9241 #	1	8	4	W31-P3368	*2	W01-6441 #	*1	1	8	-	4	W31-Q4368	*2
TTR250(US)	99-06	*1 W01-9241 #	1	8	4	W31-P3368	*2	-	-	-	-	-	-		
WR200R(US)	92	*1 W01-9241 #	1	8	4	W31-P3368	*2	W01-6441 #	*1	1	8	-	4	W31-Q4368	*2
WR250F	01-23	W01-9241 #	1	8	4	W31-P3368	*2	W01-6441 #		1	8	-	4	W31-Q4368	*2
WR155R	20	*1 W01-9241 #	1	8	4	W31-P3368	*2	W01-6441 #	*1	1	8	-	4	W31-Q4368	*2
WR250R	07-20	*1 W01-9241 #	1	8	4	W31-P3368	*2	W01-6441 #	*1	1	8	-	4	W31-Q4368	*2
WR250Z	91-98	W01-9241 #	1	8	4	W31-P3368	*2	-	-	-	-	-	-		
WR250Z(US)	91-98	-	-	-	-	-		W01-6441 #	*1	1	8	-	4	W31-Q4368	*2
	98	W01-9241 #	1	8	4	W31-P3368	*2	W01-6441 #	*1	1	8	-	4	W31-Q4368	*2
WR400F	99-00	W01-9241 #	1	8	4	W31-P3368	*2	W01-6441 #		1	8	-	4	W31-Q4368	*2
	01-02	W01-9241 #	1	8	4	W31-P3368	*2	W01-6441 #		1	8	-	4	W31-Q4368	*2
WR450F	03-23	W01-9241 #	1	8	4	W31-P3368	*2	W01-6441 #		1	8	-	4	W31-Q4368	*2
WR500Z	92-93	W01-9241 #	1	8	4	W31-P3368	*2	-	-	-	-	-	-		
XT225 SEROW(US)	92-07	*1 W01-9241 #	1	8	4	W31-P2368		-	-	-	-	-	-		
XT250(US)	08-22	*1 W01-9241 #	1	8	4	W31-P2368		-	-	-	-	-	-		
XT250T	85	*1 W01-9241 #	1	8	4	W31-P2368		-	-	-	-	-	-		
XT350(US)	85-00	*1 W01-9241 #	1	8	4	W31-P2368		-	-	-	-	-	-		

*Aluminum nipple for R50 rim is required due to large hole size.
 *1 Is not compatible with the stock iron nipple.
 *2 Choose the color of the aluminum nipple: Black(1),Blue(2),Red(3),Green(4),Gold(5),Silver(8)
 # Add rim color number to complete number for ordering.

Bike	Year	FRONT						REAR								
		Part #	Rim color .No#			Nipple	Part #	Rim color .No#				Nipple				
			Black	Silver	Green			Black	Silver	Burgundy Red	Green					
KAWASAKI																
KX125	82-83	*1	W01-9241 #	1	8	4	W31-P3368	*2	-	-	-	-	-	-		
	90-98	*1	W01-9241 #	1	8	4	W31-P3368	*2	-	-	-	-	-	-		
	99-02	*1	W01-9241 #	1	8	4	W31-P4368		-	-	-	-	-	-		
	03-05	*1	W01-9241 #	1	8	4	W31-P4368		W01-7341 #	1	8	3	4	W31-Q4368	*2	
	06-08		W01-9241 #	1	8	4	W31-P3368	*2	W01-7341 #	1	8	3	4	W31-Q4368	*2	
KX125(Wide)	86-87	-	-	-	-	-	-		W01-6441 #	*1	1	8	-	4	W31-Q3368	
	88	-	-	-	-	-	-		W01-6441 #	*1	1	8	-	4	W31-Q4368	*2
KX250	82-83	*1	W01-9241 #	1	8	4	W31-P3368	*2								
	86-87	-	-	-	-	-	-		W01-6441 #	*1	1	8	-	4	W31-Q3368	
	88	-	-	-	-	-	-		W01-6441 #	*1	1	8	-	4	W31-Q4368	*2
	90-98	*1	W01-9241 #	1	8	4	W31-P3368	*2	-	-	-	-	-	-		
	99-02	*1	W01-9241 #	1	8	4	W31-P4368		-	-	-	-	-	-		
KX250F	03-04	*1	W01-9241 #	1	8	4	W31-P4368		W01-7441 #	1	8	3	4	W31-Q4368	*2	
	05-08		W01-9241 #	1	8	4	W31-P3368	*2	W01-7441 #	1	8	3	4	W31-Q4368	*2	
KX250	04-18		W01-9241 #	1	8	4	W31-P3368	*2	W01-7341 #	1	8	3	4	W31-Q4368	*2	
KX250	19-23		W01-9241 #	1	8	4	W31-P3368	*2	W01-7341 #	1	8	3	4	W31-Q4368	*2	
KX250X	21-23		W01-9241 #	1	8	4	W31-P3368	*2	W01-6441 #	1	8	-	4	W31-Q4368	*2	
KX450F	06-18		W01-9241 #	1	8	4	W31-P3368	*2	W01-7441 #	1	8	3	4	W31-Q4368	*2	
KX450	19-23		W01-9241 #	1	8	4	W31-P3368	*2	W01-7441 #	1	8	3	4	W31-Q4368	*2	
KX450X	21-23		W01-9241 #	1	8	4	W31-P3368	*2	W01-6441 #	1	8	-	4	W31-Q4368	*2	
Super Sherpa	97-07	*1	W01-9241 #	1	8	4	W31-P3368	*2	W01-6441 #	*1	1	8	-	4	W31-Q3368	
Super Sherpa(US)	00-09	*1	W01-9241 #	1	8	4	W31-P3368	*2	W01-6441 #	*1	1	8	-	4	W31-Q3368	
KX500(US)	83-85	*1	W01-9241 #	1	8	4	W31-P3368	*2	-	-	-	-	-	-		
	86-87	*1	W01-9241 #	1	8	4	W31-P3368	*2	W01-6441 #	*1	1	8	-	4	W31-Q3368	
	88	*1	W01-9241 #	1	8	4	W31-P3368	*2	W01-6441 #	*1	1	8	-	4	W31-Q4368	*2
KDX200(US)	89-04	*1	W01-9241 #	1	8	4	W31-P3368	*2	-	-	-	-	-	-		
	86-94	*1	W01-9241 #	1	8	4	W31-P3368	*2	-	-	-	-	-	-		
KDX200R	95-06	*1	W01-9241 #	1	8	4	W31-P3368	*2	W01-6443 #	*1	1	8	-	4	W31-Q3368	
KDX200SR	89-90	*1	W01-9241 #	1	8	4	W31-P3368	*2	-	-	-	-	-	-		
KDX220R	89-93	*1	W01-9241 #	1	8	4	W31-P3368	*2	-	-	-	-	-	-		
KDX220SR	94-05	*1	W01-9241 #	1	8	4	W31-P3368	*2	W01-6443 #	*1	1	8	-	4	W31-Q3368	
KDX250(US)	94-99	*1	W01-9241 #	1	8	4	W31-P3368	*2	W01-6443 #	*1	1	8	-	4	W31-Q3368	
KDX250R	91-94	*1	W01-9241 #	1	8	4	W31-P3368	*2	W01-6443 #	*1	1	8	-	4	W31-Q4368	*2
KDX250SR	91	*1	W01-9241 #	1	8	4	W31-P3368	*2	W01-6443 #	*1	1	8	-	4	W31-Q4368	*2
	92-94	*1	W01-9241 #	1	8	4	W31-P3368	*2	W01-6443 #	*1	1	8	-	4	W31-Q3368	
KLX230	20-22	*1	W01-9241 #	1	8	4	W31-P3368	*2	W01-6443 #	*1	1	8	-	4	W31-Q4368	*2
KLX230 S	22	*1	W01-9241 #	1	8	4	W31-P3368	*2	W01-6443 #	*1	1	8	-	4	W31-Q4368	*2
KLX230R	20-23	*1	W01-9241 #	1	8	4	W31-P3368	*2	W01-6443 #	*1	1	8	-	4	W31-Q4368	*2
KLX230R S	22-23	*1	W01-9241 #	1	8	4	W31-P3368	*2	W01-6443 #	*1	1	8	-	4	W31-Q4368	*2
KLX250	98-07	*1	W01-9241 #	1	8	4	W31-P4368		W01-6443 #	*1	1	8	-	4	W31-Q3368	
	08-20	*1	W01-9241 #	1	8	4	W31-P4368		W01-6443 #	*1	1	8	-	4	W31-Q4368	*2
KLX250ES	94-97	*1	W01-9241 #	1	8	4	W31-P4368		W01-6443 #	*1	1	8	-	4	W31-Q3368	
KLX250R	93-95	*1	W01-9241 #	1	8	4	W31-P3368	*2	W01-6443 #	*1	1	8	-	4	W31-Q3368	
KLX250R(US)	94-96	-	-	-	-	-	-		W01-6443 #	*1	1	8	-	4	W31-Q3368	
KLX250S(US)	06-08	*1	W01-9241 #	1	8	4	W31-P4368		W01-6443 #	*1	1	8	-	4	W31-Q3368	
	09-16	*1	W01-9241 #	1	8	4	W31-P4368		W01-6443 #	*1	1	8	-	4	W31-Q4368	*2
KLX250SR	93-94	*1	W01-9241 #	1	8	4	W31-P3368	*2	W01-6443 #	*1	1	8	-	4	W31-Q3368	
	95-97	*1	W01-9241 #	1	8	4	W31-P4368		W01-6443 #	*1	1	8	-	4	W31-Q3368	
KLX300R	96-07	*1	W01-9241 #	1	8	4	W31-P3368	*2	W01-6443 #	*1	1	8	-	4	W31-Q3368	
	20-22	*1	W01-9241 #	1	8	4	W31-P4368		W01-6443 #	*1	1	8	-	4	W31-Q4368	*2
KLX450R	08-20		W01-9241 #	1	8	4	W31-P3368	*2	W01-6441 #	1	8	-	4	W31-Q4368	*2	
KLX650R(US)	93	*1	W01-9241 #	1	8	4	W31-P3368	*2	W01-6443 #	*1	1	8	-	4	W31-Q4368	*2
	94-96	*1	W01-9241 #	1	8	4	W31-P3368	*2	-	-	-	-	-	-		

*Aluminum nipple for R50 rim is required due to large hole size.
 *1 Is not compatible with the stock iron nipple.
 *2 Choose the color of the aluminum nipple: Black(1),Blue(2),Red(3),Green(4),Gold(5),Silver(8)
 # Add rim color number to complete number for ordering.





Bike	Year	FRONT						REAR						
		Part#	Rim color. No#			Nipple	Part#	Rim color. No#				Nipple		
			Black	Silver	Green			Black	Silver	Burgundy Red	Green			
SUZUKI														
RM125	86-89	W01-9241 #	1	8	4	W31-P3368	*2	-	-	-	-	-	-	-
	90-06	W01-9241 #	1	8	4	W31-P3368	*2	W01-7341 #	1	8	3	4	W31-Q4368	*2
	07-08	W01-9241 #	1	8	4	W31-P3368	*2	W01-7341 #	1	8	3	4	W31-Q6368	
RM250	86-89	W01-9241 #	1	8	4	W31-P3368	*2	-	-	-	-	-	-	
	90-06	W01-9241 #	1	8	4	W31-P3368	*2	W01-7441 #	1	8	3	4	W31-Q4368	*2
	07-08	W01-9241 #	1	8	4	W31-P3368	*2	W01-7441 #	1	8	3	4	W31-Q6368	
RMZ250	04-06	W01-9241 #	1	8	4	W31-P3368	*2	W01-7341 #	1	8	3	4	W31-Q4368	*2
	07-22	W01-9241 #	1	8	4	W31-P3368	*2	W01-7341 #	1	8	3	4	W31-Q6368	
RMZ450	05	W01-9241 #	1	8	4	W31-P3368	*2	W01-7441 #	1	8	3	4	W31-Q4368	*2
	06-22	W01-9241 #	1	8	4	W31-P3368	*2	W01-7441 #	1	8	3	4	W31-Q6368	
RMX250(US)	89-98	W01-9241 #	1	8	4	W31-P3368	*2	W01-6441 #	1	8	-	4	W31-Q4368	*2
	89-92	-	-	-	-	-	-	W01-6441 #	1	8	-	4	W31-Q4368	*2
RMX250R	93-98	W01-9241 #	1	8	4	W31-P3368	*2	W01-6441 #	1	8	-	4	W31-Q4368	*2
RMX250S	92-98	*1 W01-9241 #	1	8	4	W31-P3368	*2	W01-6441 #	*1	1	8	-	4	W31-Q3368
RMX450Z	10-19	W01-9241 #	1	8	4	W31-P3368	*2	W01-6441 #	1	8	-	4	W31-Q6368	
SP200(US)	86-88	*1 W01-9241 #	1	8	4	W31-P2368		-	-	-	-	-	-	
SP250(US)	85	*1 W01-9241 #	1	8	4	W31-P3368	*2	-	-	-	-	-	-	
SX125R	85-91	*1 W01-9241 #	1	8	4	W31-P2368		-	-	-	-	-	-	
SX200R	85-91	*1 W01-9241 #	1	8	4	W31-P2368		-	-	-	-	-	-	
TS125R	89-97	*1 W01-9241 #	1	8	4	W31-P3368	*2	W01-6441 #	*1	1	8	-	4	W31-Q3368
TS200R	89-96	*1 W01-9241 #	1	8	4	W31-P3368	*2	W01-6441 #	*1	1	8	-	4	W31-Q3368
DF200E	97	*1 W01-9241 #	1	8	4	W31-P2368		-	-	-	-	-	-	
DR125	86-88	*1 W01-9241 #	1	8	4	W31-P2368		-	-	-	-	-	-	
DR125SE	93-99	*1 W01-9241 #	1	8	4	W31-P2368		-	-	-	-	-	-	
DR200	86-87	*1 W01-9241 #	1	8	4	W31-P2368		-	-	-	-	-	-	
DR200SE	93-09	*1 W01-9241 #	1	8	4	W31-P2368		-	-	-	-	-	-	
DR250	85	*1 W01-9241 #	1	8	4	W31-P3368	*2	-	-	-	-	-	-	
DR250R	95-00	W01-9241 #	1	8	4	W31-P3368	*2	W01-6441 #	1	8	-	4	W31-Q3368	
DR250RX	96-00	W01-9241 #	1	8	4	W31-P3368	*2	W01-6441 #	1	8	-	4	W31-Q3368	
DR250S	90-93	*1 W01-9241 #	1	8	4	W31-P3368	*2	-	-	-	-	-	-	
DR250SES	90-95	*1 W01-9241 #	1	8	4	W31-P3368	*2	-	-	-	-	-	-	
DR350SE	90-95	*1 W01-9241 #	1	8	4	W31-P3368	*2	-	-	-	-	-	-	
	96-99	*1 W01-9241 #	1	8	4	W31-P3368	*2	W01-6441 #	*1	1	8	-	4	W31-Q3368
DRZ250(US)	01-07	W01-9241 #	1	8	4	W31-P3368	*2	W01-6441 #	1	8	-	4	W31-Q3368	
DRZ400(US)	00-04	W01-9241 #	1	8	4	W31-P3368	*2	W01-6441 #	1	8	-	4	W31-Q4368	*2
DRZ400E	00-07	W01-9241 #	1	8	4	W31-P3368	*2	W01-6441 #	1	8	-	4	W31-Q4368	*2
DRZ400S	00-03	W01-9241 #	1	8	4	W31-P3368	*2	W01-6441 #	1	8	-	4	W31-Q4368	*2
	04-08	W01-9241 #	1	8	4	W31-P3368	*2	-	-	-	-	-	-	
DRZ400S(US)	00-21	W01-9241 #	1	8	4	W31-P3368	*2	W01-6441 #	1	8	-	4	W31-Q4368	*2
RA125	84-88	*1 W01-9241 #	1	8	4	W31-P2368		-	-	-	-	-	-	
RH250	84-88	*1 W01-9241 #	1	8	4	W31-P3368	*2	-	-	-	-	-	-	


*Aluminum nipple for R50 rim is required due to large hole size.

*1 Is not compatible with the stock iron nipple.

*2 Choose the color of the aluminum nipple: Black(1),Blue(2),Red(3),Green(4),Gold(5),Silver(8)

Add rim color number to complete number for ordering.

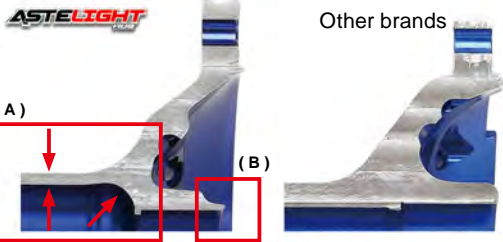
Bike	Year	FRONT						REAR						
		Part #	Rim color. No#			Nipple	Part #	Rim color. No#				Nipple		
			Black	Silver	Green			Black	Silver	Burgundy Red	Green			
KTM														
SX/SX-F 125-505	05-10	W01-9241 #	1	8	4	W31-P5368	W01-7441 #	1	8	3	4	W31-Q7368		
	11-23	W01-9241 #	1	8	4	W31-P5368	W01-7441 #	1	8	3	4	W31-Q5368		
XC/XC-F 150-525	05-10	W01-9241 #	1	8	4	W31-P5368	W01-6441 #	1	8	-	4	W31-Q7368		
	11-23	W01-9241 #	1	8	4	W31-P5368	W01-6441 #	1	8	-	4	W31-Q5368		
EXC/EXC-F 125-530	05-11	W01-9241 #	1	8	4	W31-P5368	W01-6441 #	1	8	-	4	W31-Q7368		
	12-23	W01-9241 #	1	8	4	W31-P5368	W01-6441 #	1	8	-	4	W31-Q5368		
XC-W/XCF-W 125-530	05-11	W01-9241 #	1	8	4	W31-P5368	W01-6441 #	1	8	-	4	W31-Q7368		
	12-23	W01-9241 #	1	8	4	W31-P5368	W01-6441 #	1	8	-	4	W31-Q5368		
HUSBERG														
FE250-650	07-14	W01-9241 #	1	8	4	W31-P5368	-	-	-	-	-	-	-	
FE250-550/650	07-11	-	-	-	-	-	W01-6441 #	1	8	-	4	W31-Q7368		
	12-14	-	-	-	-	-	W01-6441 #	1	8	-	4	W31-Q5368		
FE570	09-10	-	-	-	-	-	W01-6441 #	1	8	-	4	W31-Q7368		
	11-12	-	-	-	-	-	W01-6441 #	1	8	-	4	W31-Q5368		
TE125-300	11	W01-9241 #	1	8	4	W31-P5368	W01-6441 #	1	8	-	4	W31-Q7368		
	12-14	W01-9241 #	1	8	4	W31-P5368	W01-6441 #	1	8	-	4	W31-Q5368		
HUSQVARNA														
TC/FC 125-450	14-23	W01-9241 #	1	8	4	W31-P5368	W01-7441 #	1	8	3	4	W31-Q5368		
TE/FE 250-501	14-23	W01-9241 #	1	8	4	W31-P5368	W01-6441 #	1	8	-	4	W31-Q5368		
TX/FX125-450	14-16	-	-	-	-	-	W01-6441 #	1	8	-	4	W31-Q5368		
	17-23	W01-9241 #	1	8	4	W31-P5368	W01-6441 #	1	8	-	4	W31-Q5368		
GASGAS														
MC125	21-23	W01-9241 #	1	8	4	W31-P5368	W01-7441 #	1	8	3	4	W31-Q5368		
MC250	22-23	W01-9241 #	1	8	4	W31-P5368	W01-7441 #	1	8	3	4	W31-Q5368		
MC250F	21-23	W01-9241 #	1	8	4	W31-P5368	W01-7441 #	1	8	3	4	W31-Q5368		
MC350F	22-23	W01-9241 #	1	8	4	W31-P5368	W01-7441 #	1	8	3	4	W31-Q5368		
MC450F	21-23	W01-9241 #	1	8	4	W31-P5368	W01-7441 #	1	8	3	4	W31-Q5368		
EC250/300	21-23	W01-9241 #	1	8	4	W31-P5368	W01-6441 #	1	8	-	4	W31-Q5368		
EC250F/350F	21-23	W01-9241 #	1	8	4	W31-P5368	W01-6441 #	1	8	-	4	W31-Q5368		
EX250F/350F/450F	21-23	W01-9241 #	1	8	4	W31-P5368	W01-6441 #	1	8	-	4	W31-Q5368		
EX250	22-23	W01-9241 #	1	8	4	W31-P5368	W01-6441 #	1	8	-	4	W31-Q5368		
EX300	21-23	W01-9241 #	1	8	4	W31-P5368	W01-6441 #	1	8	-	4	W31-Q5368		
BETA														
RR2T/4T	13-16	W01-9241 #	1	8	4	W31-P3368	*2	W01-6441 #	1	8	-	4	W31-Q4368	*2
	17-23	W01-9241 #	1	8	4	W31-P3368		W01-6441 #	1	8	-	4	W31-Q5368	
X-TRAINER	15-22	W01-9241 #	1	8	4	-		W01-6441 #	1	8	-	4	W31-Q5368	



Z-WHEEL
ASTELIGHT HUB

- Racing spec hubs for real MX and ED racing.
- Compatible hubs, designed to use with OE spokes, rims and wheel spacers.
- CNC machined from durable aluminum.
- Light weight construction yet strong.
- Slant holes on the hubs to keep mud out from the hub body.
- Available in Black, Blue, H-Blue, Yellow, Green, Red and Orange colors.
- # Use OE or ZETA Wheel Spacers (P76) for installation.

DRASTIC WEIGHT REDUCTION



- **ASTELIGHT HUB** achieves thorough weight reduction through CNC process while keeping necessary and sufficient strength.
- The middle portion is boldly cut inside as shown in image (A), and has CNC process done even in areas not visible. Since a large force is not stressed to the portion of the oil seal in image (B), by reducing the thickness, it contributes to weight reduction.
- The accumulation detailed efforts achieves 2/3 weight compared to other brands.

HUB DESIGN



- The front hub is "concave design" that draws a gentle curved shape on the center body.
- Even with the thin design, the curve absorbs impact from outside.
- By having shaved the inside and smoothed the outside shape, there is no waste in performance.

DISTANCE COLLAR



- The material uses A7075 T6 aluminum to ensure sufficient strength. Even the non-visible portion reduces the weight by the thinning of the distance collar except at the ends.

COMPATIBILITY WITH STOCK BEARING AND OIL SEAL



- To have compatibility with the stock parts, easy maintenance is not the only target. But to use the same size as the manufacturer focuses importantly on balance.

HONDA	Year	FRONT		REAR			
		Black	Red	Black	Red		
CR125R	95-01	W41-1111	W41-1113	-	-		
	02-07	W41-1111	W41-1113	-	W41-11213		
	95-99	W41-1111	W41-1113	-	-		
CR250R	00-07	W41-1111	W41-1113	-	W41-11213		
	04-13	W41-1111	W41-1113	-	W41-11213		
CRF250R	14-23	W41-1111	W41-1113	W41-11221	W41-11223		
	02-12	W41-1111	W41-1113	-	W41-11213		
CRF450R	13-23	W41-1111	W41-1113	W41-11221	W41-11223		
	04-17	W41-1111 *1	W41-1113 *1	-	W41-11213		
CRF450X	05-17	W41-1111 *1	W41-1113 *1	-	W41-11213		
	19-23	W41-1111	W41-1113	W41-11221	W41-11223		
CRF250RX	19-23	W41-1111	W41-1113	W41-11221	W41-11223		
CRF450RX	17-23	W41-1111	W41-1113	W41-11221	W41-11223		
CRF450L	19-20	W41-1111	W41-1113	W41-11221	W41-11223		
CRF450RL	21-23	W41-1111	W41-1113	W41-11221	W41-11223		
CRF1000L AfricaTwin/Adventure Sport	16-19	-	W41-12143	-	W41-12243		
CRF1100L AfricaTwin	20-22	-	W41-12143	-	W41-12243		
YAMAHA	Year	FRONT		REAR			
		Black	Blue	Black	Blue		
YZ125	02-23	W41-4111	W41-4112	W41-41201	W41-41202		
	02-23	W41-4111	W41-4112	W41-41201	W41-41202		
YZ250	02-08	W41-4111	W41-4112	W41-41201	W41-41202		
	09-13	W41-4111	W41-4112	W41-41211	W41-41212		
YZ250F	14-21	W41-4121	W41-4122	W41-41211	W41-41212		
	22-23	W41-4121	W41-4122	-	-		
YZ426F	02	W41-4111	W41-4112	W41-41201	W41-41202		
	03-08	W41-4111	W41-4112	W41-41201	W41-41202		
YZ450F	09-13	W41-4111	W41-4112	W41-41211	W41-41212		
	14-21	W41-4121	W41-4122	W41-41211	W41-41212		
YZ125X	22-23	W41-4121	W41-4122	-	-		
	17-23	W41-4111	W41-4112	W41-41201	W41-41202		
YZ250X	16-23	W41-4111	W41-4112	W41-41201	W41-41202		
YZ250FX	15-23	W41-4121	W41-4122	W41-41201	W41-41202		
YZ450FX	16-23	W41-4121	W41-4122	W41-41201	W41-41202		
WR250F	02-19	W41-4111 *2	W41-4112 *2	W41-41201	W41-41202		
WR426F	20-23	W41-4121	W41-4122	W41-41201	W41-41202		
WR450F	02	W41-4111 *2	W41-4112	W41-41201	W41-41202		
	03-18	W41-4111 *2	W41-4112 *2	W41-41201	W41-41202		
	19-23	W41-4121	W41-4122	W41-41201	W41-41202		
KAWASAKI	Year	FRONT		REAR			
		Black	Green	Black	Green		
KX125/250	03-05	W41-2111	W41-2114	W41-21211	W41-21214		
	06-08	W41-2111	W41-2114	W41-21211	W41-21214		
KX250F	04-05	W41-2111	W41-2114	W41-21211	W41-21214		
	06-18	W41-2111	W41-2114	W41-21211	W41-21214		
KX250	19-20	W41-2111	W41-2114	W41-21211	W41-21214		
	21-23	W41-2121	W41-2124	W41-21211	W41-21214		
KX250X	21-23	W41-2121	W41-2124	W41-21211	W41-21214		
KX450F	06-18	W41-2111	W41-2114	W41-21211	W41-21214		
KX450	19-23	W41-2121	W41-2124	W41-21211	W41-21214		
KX450X	21-23	W41-2121	W41-2124	W41-21211	W41-21214		
KLX450R	08-20	W41-2111	W41-2114 *3	W41-21211	W41-21214		
SUZUKI	Year	FRONT		REAR			
		Black	Yellow	Black	Yellow		
RMZ250	04-06	-	-	W41-21211	-		
RMZ450	07-22	W41-3111	W41-3115	W41-31211	W41-31215		
RMX450Z	05-22	W41-3111	W41-3115	W41-31211	W41-31215		
	10-19	W41-3111	W41-3115	W41-31211	W41-31215		
KTM	Year	FRONT			REAR		
		Black	Orange	H-Blue	Black	Orange	H-Blue
SX/SX-F 125-505	03-23	W41-51111	W41-51117	W41-51119	W41-51211	W41-51217	W41-51219
XC/XC-F 150-525	08-23	W41-51111	W41-51117	W41-51119	W41-51211	W41-51217	W41-51219
EXC/EXC-F 125-530	03-23	W41-51111	W41-51117	W41-51119	W41-51211	W41-51217	W41-51219
XCC-W/XCC-F 125-530	08-23	W41-51111	W41-51117	W41-51119	W41-51211	W41-51217	W41-51219
450SMR	06-14	W41-51111	W41-51117	W41-51119	W41-51211	W41-51217	W41-51219
	21-22	W41-51111	W41-51117	W41-51119	W41-51211	W41-51217	W41-51219
HUSABERG	Year	FRONT			REAR		
		Black	Orange	H-Blue	Black	Orange	H-Blue
TE/FE125-650	08-14	W41-51111	W41-51117	W41-51119	W41-51211	W41-51217	W41-51219
HUSQVARNA	Year	FRONT			REAR		
		Black	Orange	H-Blue	Black	Orange	H-Blue
TE/FE125-501/S	14-23	W41-51111	W41-51117	W41-51119	W41-51211	W41-51217	W41-51219
TC/FC125-450	14-23	W41-51111	W41-51117	W41-51119	W41-51211	W41-51217	W41-51219
FX/FX125-450	17-23	W41-51111	W41-51117	W41-51119	W41-51211	W41-51217	W41-51219
FS450	15-22	W41-51111	W41-51117	W41-51119	W41-51211	W41-51217	W41-51219
GASGAS	Year	FRONT			REAR		
		Black	Orange	H-Blue	Black	Orange	H-Blue
MC125	21-23	W41-51111	W41-51117	W41-51119	W41-51211	W41-51217	W41-51219
MC250	22-23	W41-51111	W41-51117	W41-51119	W41-51211	W41-51217	W41-51219
MC250F	21-23	W41-51111	W41-51117	W41-51119	W41-51211	W41-51217	W41-51219
MC350F	22-23	W41-51111	W41-51117	W41-51119	W41-51211	W41-51217	W41-51219
MC450F	21-23	W41-51111	W41-51117	W41-51119	W41-51211	W41-51217	W41-51219
EC250/300	21-23	W41-51111	W41-51117	W41-51119	W41-51211	W41-51217	W41-51219
EC250F/350F	21-23	W41-51111	W41-51117	W41-51119	W41-51211	W41-51217	W41-51219
EX250F/350F/450F	21-23	W41-51111	W41-51117	W41-51119	W41-51211	W41-51217	W41-51219
EX250	22-23	W41-51111	W41-51117	W41-51119	W41-51211	W41-51217	W41-51219
EX300	21-23	W41-51111	W41-51117	W41-51119	W41-51211	W41-51217	W41-51219

* 1 ZETA Wheel Spacer for CRF250R / 450R ZE93-3071 (Red)
 * 2 Please use Oem YZ250F 02-06 front spacers.
 * 3 ZETA Wheel Spacer for KX250F/450F : ZE93-3211 (Red)

WHEEL



BRAKE HOSE



BRAKE DISC



Z-WHEEL

STEEL / STAINLESS SPOKE SET



- Spoke set to fit R50 rim. Fit to Z-WHEEL aluminum nipple or stock nipple (excluding some models).
- Lineup made of steel and rust resistant corrosion-resistant stainless steel.

[Note]
When using for the R50 rim, some vehicles need a nipple set for spoke set.



Steel spoke

Stainless spoke

Bike	Year	FRONT						REAR								
		Steel Spoke	Nipple	#2	SUS Spoke	Nipple	#1 #2	Steel Spoke	Nipple	#1 #2	SUS Spoke	Nipple	#1 #2			
HONDA																
CR125R	84-87	-	-	-	W10-2110	W31-P4368	#1 #2	-	-	-	-	-	-	-		
	88-91	-	-	-	W10-2112	W31-P3368	- #2	-	-	-	-	-	-	-		
	92-94	-	-	-	W10-2114	W31-P3368	- #2	-	-	-	-	-	-	-		
	95-01	W10-11140	W31-P3368	#2	W10-21140	W31-P3368	- #2	-	-	-	W10-21518	W31-Q4328	#1 #2	-		
	02-07	W10-11140	W31-P3368	#2	W10-21140	W31-P3368	- #2	W10-11540	W31-Q4328	#1 #2	W10-21540	W31-Q4328	#1 #2	-		
	87-88	-	-	-	W10-21140	W31-P3368	- #2	-	-	-	W10-21510	W31-Q4368	- #2	-		
	89	-	-	-	-	-	-	-	-	-	W10-21512	W31-Q4328	- #2	-		
	90-91	-	-	-	-	-	-	-	-	-	W10-21514	W31-Q4328	- #2	-		
	92-93	-	-	-	-	-	-	-	-	-	W10-21516	W31-Q4328	- #2	-		
	94	-	-	-	-	-	-	-	-	-	W10-21516	W31-Q4328	#1 #2	-		
CR125R(WIDE)	84-86	-	-	-	W10-2110	W31-P4368	#1 #2	-	-	-	-	-	-	-		
	87	-	-	-	W10-2110	W31-P4368	#1 #2	-	-	-	-	-	-	-		
	88	-	-	-	W10-2112	W31-P3368	- #2	-	-	-	W10-21510	W31-Q4368	- #2	-		
	89	-	-	-	W10-2112	W31-P3368	- #2	-	-	-	W10-21512	W31-Q4328	- #2	-		
	90-91	-	-	-	W10-2112	W31-P3368	- #2	-	-	-	W10-21514	W31-Q4328	- #2	-		
	92-94	-	-	-	W10-2114	W31-P3368	- #2	-	-	-	W10-21516	W31-Q4328	- #2	-		
	95-01	W10-11140	W31-P3368	#2	W10-21140	W31-P3368	- #2	-	-	-	W10-21518	W31-Q4328	#1 #2	-		
	02-07	W10-11140	W31-P3368	#2	W10-21140	W31-P3368	- #2	W10-11540	W31-Q4328	#1 #2	W10-21540	W31-Q4328	#1 #2	-		
	84-87	-	-	-	W10-2110	W31-P4368	#1 #2	-	-	-	-	-	-	-		
	88-91	-	-	-	W10-2112	W31-P3368	- #2	-	-	-	-	-	-	-		
CR250R	92-94	-	-	-	W10-2114	W31-P3368	- #2	-	-	-	W10-21516	W31-Q4328	- #2	-		
	95-01	W10-11140	W31-P3368	#2	W10-21140	W31-P3368	- #2	-	-	-	W10-21518	W31-Q4328	#1 #2	-		
	02-07	W10-11140	W31-P3368	#2	W10-21140	W31-P3368	- #2	W10-11540	W31-Q4328	#1 #2	W10-21540	W31-Q4328	#1 #2	-		
	84-87	-	-	-	W10-2110	W31-P4368	#1 #2	-	-	-	-	-	-	-		
	88-91	-	-	-	W10-2112	W31-P3368	- #2	-	-	-	-	-	-	-		
	92-94	-	-	-	W10-2114	W31-P3368	- #2	-	-	-	W10-21516	W31-Q4328	- #2	-		
	95-01	W10-11140	W31-P3368	#2	W10-21140	W31-P3368	- #2	-	-	-	W10-21518	W31-Q4328	#1 #2	-		
	02-07	W10-11140	W31-P3368	#2	W10-21140	W31-P3368	- #2	W10-11540	W31-Q4328	#1 #2	W10-21540	W31-Q4328	#1 #2	-		
	84-87	-	-	-	W10-2110	W31-P4368	#1 #2	-	-	-	-	-	-	-		
	88-91	-	-	-	W10-2112	W31-P3368	- #2	-	-	-	-	-	-	-		
CR500R(USA)	92-94	-	-	-	W10-2114	W31-P3368	- #2	-	-	-	W10-21516	W31-Q4328	- #2	-		
	95-01	W10-11140	W31-P3368	#2	W10-21140	W31-P3368	- #2	-	-	-	W10-21518	W31-Q4328	#1 #2	-		
	87-88	-	-	-	W10-21140	W31-P3368	- #2	-	-	-	W10-21540	W31-Q4368	- #2	-		
	91	-	-	-	-	-	-	-	-	-	W10-21514	W31-Q4328	- #2	-		
	92-01	-	-	-	-	-	-	-	-	-	W10-21516	W31-Q4328	- #2	-		
	CRF250R	04-23	W10-11140	W31-P3368	#2	W10-21140	W31-P3368	- #2	W10-11540	W31-Q4328	#1 #2	W10-21540	W31-Q4328	#1 #2	-	
		04-17	W10-11140	W31-P3368	#2	W10-21140	W31-P3368	- #2	W10-11610	W31-Q4328	#1 #2	W10-21610	W31-Q4328	#1 #2	-	
		CRF450R	05-23	W10-11140	W31-P3368	#2	W10-21140	W31-P3368	- #2	W10-11610	W31-Q4328	#1 #2	W10-21610	W31-Q4328	#1 #2	-
		CRF450X	05-23	W10-11140	W31-P3368	#2	W10-21140	W31-P3368	- #2	W10-11610	W31-Q4328	#1 #2	W10-21610	W31-Q4328	#1 #2	-
		CRF250RX	19-23	W10-11140	W31-P3368	#2	W10-21140	W31-P3368	- #2	W10-11610	W31-Q4328	#1 #2	W10-21610	W31-Q4328	#1 #2	-
CRF450RX		17-23	W10-11140	W31-P3368	#2	W10-21140	W31-P3368	- #2	W10-11610	W31-Q4328	#1 #2	W10-21610	W31-Q4328	#1 #2	-	
CRF450L		19-20	W10-11140	W31-P3368	#2	W10-21140	W31-P3368	- #2	W10-11610	W31-Q4328	#1 #2	W10-21610	W31-Q4328	#1 #2	-	
CRF450RL		21-23	W10-11140	W31-P3368	#2	W10-21140	W31-P3368	- #2	W10-11610	W31-Q4328	#1 #2	W10-21610	W31-Q4328	#1 #2	-	
CRF230F(USA)		03-09	-	-	-	W10-21260	W31-P2368	- #2	-	-	-	-	-	-		
CRF250F		19-22	-	-	-	W10-21260	W31-P2368	- #2	-	-	-	-	-	-		
CRF250L(S)/RALLY(S)	12-21	W10-11340	W31-P2368	-	W10-21340	W31-P3368	#1 #2	W10-11740	W31-P2328	-	W10-21740	W31-P3328	#1 #2	-		
	21	W10-11340	W31-P2368	-	W10-21340	W31-P3368	#1 #2	W10-11740	W31-P2328	-	W10-21740	W31-P3328	#1 #2	-		
	CRF250RALLY	17-21	W10-11340	W31-P2368	-	W10-21340	W31-P3368	#1 #2	W10-11740	W31-P2328	-	W10-21740	W31-P3328	#1 #2		
	CRF300L/L RALLY	21	W10-11340	W31-P2368	-	W10-21340	W31-P3368	#1 #2	W10-11740	W31-P2328	-	W10-21740	W31-P3328	#1 #2		
	CRM250R/AR	89-98	W10-11319	W31-P2368	-	W10-21320	W31-P3368	#1 #2	W10-11740	W31-P2328	-	W10-21740	W31-P3328	#1 #2		
	SL230	97-04	W10-11319	W31-P2368	-	W10-21320	W31-P3368	#1 #2	W10-11719	W31-P2328	-	W10-21720	W31-P3328	#1 #2		
	XL250 DEGREE	91-95	W10-11319	W31-P2368	-	W10-21320	W31-P3368	#1 #2	-	-	-	-	-	-		
	XLR125R	93-96	W10-11319	W31-P2368	-	W10-21320	W31-P3368	#1 #2	-	-	-	-	-	-		
	XLR200R	93-94	W10-11319	W31-P2368	-	W10-21320	W31-P3368	#1 #2	-	-	-	-	-	-		
	XLR250R/BAJA	88-94	W10-11319	W31-P2368	-	W10-21320	W31-P3368	#1 #2	-	-	-	-	-	-		
XR230	05-12	W10-11319	W31-P2368	-	W10-21320	W31-P3368	#1 #2	W10-11719	W31-P2328	-	W10-21720	W31-P3328	#1 #2			
XR250L(USA)	92-96	W10-11319	W31-P2368	-	W10-21320	W31-P3368	#1 #2	-	-	-	-	-	-			
	84-89	-	-	-	W10-21240	W31-P3368	- #2	-	-	-	-	-	-			
	90-04	W10-11320	W31-P3368	#2	W10-21320	W31-P3368	- #2	W10-11719	W31-P2328	-	W10-21720	W31-P3328	#1 #2			
	XR250S/BAJA	95-07	W10-11319	W31-P2368	-	W10-21320	W31-P3368	#1 #2	W10-11719	W31-P2328	-	W10-21720	W31-P3328	#1 #2		
	XR350R(USA)	84-85	-	-	W10-21240	W31-P3368	- #2	-	-	-	-	-	-			
	XR400R(USA)	96-04	W10-11320	W31-P3368	#2	W10-21320	W31-P3368	- #2	W10-11720	W31-P3328	-	W10-21720	W31-P3328	- #2		
	XR500R(USA)	05-06	-	-	-	-	-	-	-	-	-	-	-			
	83-84	-	-	-	W10-21240	W31-P3368	- #2	-	-	-	-	-	-			
	85-87	-	-	-	W10-21240	W31-P3368	- #2	-	-	-	-	-	-			
	XR600R(USA)	88-90	W10-11320	W31-P3368	#2	W10-21320	W31-P3368	- #2	W10-11720	W31-P3328	-	W10-21720	W31-P3328	- #2		
XR650R(USA)	91-00	W10-11320	W31-P3368	#2	W10-21320	W31-P3368	- #2	W10-11720	W31-P3328	-	W10-21720	W31-P3328	- #2			
00-07	W10-11320	W31-P3368	#2	W10-21320	W31-P3368	- #2	W10-11720	W31-P3328	-	W10-21720	W31-P3328	- #2				
SUZUKI																
KX125	82	-	-	-	W10-23110	W31-P4368	#1 #2	-	-	-	-	-	-			
	83	-	-	-	W10-23112	W31-P4368	#1 #2	-	-	-	-	-	-			
	84	-	-	-	W10-23115	W31-P4368	#1 #2	-	-	-	-	-	-			
	85	-	-	-	W10-23118	W31-P3368	- #2	-	-	-	-	-	-			
	86-88	-	-	-	W10-23121	W31-P3368	- #2	-	-	-	-	-	-			
	89-98	-	-	-	W10-23123	W31-P3368	- #2	-	-	-	-	-	-			
	99-02	-	-	-	W10-23125	W31-P3368	- #2	-	-	-	-	-	-			
	03-05	-	-	-	W10-23125	W31-P3368	- #2	-	-	-	-	-	-			
	06-08	W10-19110	W31-P3368	#2	W10-29110	W31-P3368	- #2	W10-13540	W31-Q4368	#2	W10-23540	W31-Q4368	- #2			
	86-87	-	-	-	W10-29110	W31-P3368	- #2	W10-13540	W31-Q4368	#2	W10-23540	W31-Q4368	- #2			
KX125(wide)	88	-	-	-	-	-	-	-	-	-	W10-23511	W31-Q4368	- #2			
	82	-	-	-	W10-23110	W31-P4368	#1 #2	-	-	-	-	-	-			
	83	-	-	-	W10-23112	W31-P4368	#1 #2	-	-	-	-	-	-			
	84	-	-	-	W10-23115	W31-P4368	#1 #2	-	-	-	-	-	-			
	85	-	-	-	W10-23118	W31-P3368	- #2	-	-	-	-	-	-			
	86-87	-	-	-	W10-23121	W31-P3368	- #2	-	-							

Bike	Year	FRONT						REAR											
		Steel Spoke	Nipple	#1	#2	SUS Spoke	Nipple	#1	#2	Steel Spoke	Nipple	#1	#2	SUS Spoke	Nipple	#1	#2		
YAMAHA	YZ125	86-88	-	-	-	-	W10-27110	W31-P3368	#1	-	-	-	-	-	-	-	-	-	
		89-90	-	-	-	-	W10-27110	W31-P3368	#1	-	-	-	-	-	-	-	-	-	
		91	-	-	-	-	W10-27110	W31-P3368	#1	-	-	-	-	-	-	-	-	-	
	YZ125(WIDE)	92-98	W10-15140	W31-P3368	#1	-	W10-25140	W31-P3368	#1	-	-	-	-	-	W10-27510	W31-Q4368	#1	-	
		99-23	W10-15140	W31-P3368	#1	-	W10-25140	W31-P3368	#1	-	-	-	-	-	W10-27510	W31-Q4368	#1	-	
		88	-	-	-	-	W10-25140	W31-P3368	#1	-	W10-17512	W31-Q4368	#1	-	W10-27512	W31-Q4368	#1	-	
		86-87	-	-	-	-	W10-27110	W31-P3368	#1	-	-	-	-	-	W10-27721	W31-Q4368	#1	-	
	YZ250	88	-	-	-	-	W10-27110	W31-P3368	#1	-	-	-	-	-	W10-27721	W31-Q4368	#1	-	
		89-91	-	-	-	-	W10-27110	W31-P3368	#1	-	-	-	-	-	W10-27510	W31-Q4368	#1	-	
		92-98	W10-15140	W31-P3368	#1	-	W10-25140	W31-P3368	#1	-	-	-	-	-	W10-27510	W31-Q4368	#1	-	
		99-23	W10-15140	W31-P3368	#1	-	W10-25140	W31-P3368	#1	-	W10-17512	W31-Q4368	#1	-	W10-27512	W31-Q4368	#1	-	
		01-08	W10-15140	W31-P3368	#1	-	W10-25140	W31-P3368	#1	-	W10-17512	W31-Q4368	#1	-	W10-27512	W31-Q4368	#1	-	
	YZ250F	09-21	W10-15140	W31-P3368	#1	-	W10-25140	W31-P3368	#1	-	W10-17540	W31-Q4368	#1	-	W10-27540	W31-Q4368	#1	-	
		22-23	W10-15140	W31-P3368	#1	-	W10-25140	W31-P3368	#1	-	-	-	-	-	-	-	-	-	
	YZ250WR	89	-	-	-	-	W10-27110	W31-P3368	#1	-	-	-	-	-	W10-27510	W31-Q4368	#1	-	
		90	-	-	-	-	W10-27110	W31-P3368	#1	-	-	-	-	-	-	-	-	-	
	YZ250WR(USA)	90	-	-	-	-	W10-27110	W31-P3368	#1	-	-	-	-	-	W10-27721	W31-Q4368	#1	-	
		98	W10-15140	W31-P3368	#1	-	W10-25140	W31-P3368	#1	-	-	-	-	-	W10-27510	W31-Q4368	#1	-	
	YZ400F	99	W10-15140	W31-P3368	#1	-	W10-25140	W31-P3368	#1	-	W10-17512	W31-Q4368	#1	-	W10-27512	W31-Q4368	#1	-	
	YZ426F	00-02	W10-15140	W31-P3368	#1	-	W10-25140	W31-P3368	#1	-	W10-17512	W31-Q4368	#1	-	W10-27512	W31-Q4368	#1	-	
	YZ450F	03-08	W10-15140	W31-P3368	#1	-	W10-25140	W31-P3368	#1	-	W10-17512	W31-Q4368	#1	-	W10-27512	W31-Q4368	#1	-	
		09-21	W10-15140	W31-P3368	#1	-	W10-25140	W31-P3368	#1	-	W10-17540	W31-Q4368	#1	-	W10-27540	W31-Q4368	#1	-	
	YZ450FX	22-23	W10-15140	W31-P3368	#1	-	W10-25140	W31-P3368	#1	-	-	-	-	-	-	-	-	-	
		15-23	W10-15140	W31-P3368	#1	-	W10-25140	W31-P3368	#1	-	W10-17610	W31-Q4368	#1	-	W10-27610	W31-Q4368	#1	-	
	YZ450FX	16-23	W10-15140	W31-P3368	#1	-	W10-25140	W31-P3368	#1	-	W10-17610	W31-Q4368	#1	-	W10-27610	W31-Q4368	#1	-	
	YZ125X	17-23	W10-15140	W31-P3368	#1	-	W10-25140	W31-P3368	#1	-	W10-17610	W31-Q4368	#1	-	W10-27610	W31-Q4368	#1	-	
	YZ250X	16-23	W10-15140	W31-P3368	#1	-	W10-25140	W31-P3368	#1	-	W10-17610	W31-Q4368	#1	-	W10-27610	W31-Q4368	#1	-	
	YZ490	89-90	-	-	-	-	W10-27110	W31-P3368	#1	-	-	-	-	-	-	-	-	-	
	SUZUKI	DT125R	85-87	-	-	-	-	-	-	-	W31-P2368	8	-	-	-	-	-	-	
			88-90	-	-	-	-	W10-27360	W31-P3368	#1	#2	-	-	-	-	-	-	-	
		91-98	-	-	-	-	W10-27360	W31-P3368	#1	#2	-	-	-	-	W10-27720	W31-Q3368	#1	-	
		DT200R	84-87	-	-	-	-	-	-	-	-	W31-P2368	8	-	-	-	-	-	-
			88-90	-	-	-	-	W10-27360	W31-P3368	#1	#2	-	-	-	-	W10-27720	W31-Q3368	#1	-
		DT200WR	91-94	-	-	-	-	W10-27321	W31-P3368	#1	-	-	-	-	-	W10-27721	W31-Q4368	#1	-
		DT230 LANZA	97-98	W10-11140	W31-P3368	#1	-	W10-21440	W31-P3368	#1	-	-	-	-	-	W10-27722	W31-Q4368	#1	-
		IT200(USA)	86	-	-	-	-	W10-27321	W31-P3368	#1	-	-	-	-	-	-	-	-	-
		SEROW225	85-92	-	-	-	-	W10-27360	W31-P3368	#1	#2	-	-	-	-	-	-	-	-
			93-96	-	-	-	-	W10-27360	W31-P3368	#1	#2	-	-	-	-	W10-27760	W31-P2368	#1	-
		SEROW250	97-04	-	-	-	-	W10-27360	W31-P3368	#1	#2	-	-	-	-	-	-	-	-
		TT25(USA)	05-20	-	-	-	-	W10-27360	W31-P3368	#1	#2	-	-	-	-	-	-	-	-
		TT250	86-87	-	-	-	-	W10-27360	W31-P3368	#1	#2	-	-	-	-	-	-	-	-
		TT350(USA)	86-87	-	-	-	-	W10-27321	W31-P3368	#1	-	-	-	-	-	-	-	-	-
			85-86	-	-	-	-	W10-27321	W31-P3368	#1	-	-	-	-	-	-	-	-	-
		TT600(USA)	85-86	-	-	-	-	W10-27321	W31-P3368	#1	-	-	-	-	-	-	-	-	-
		TTR230(USA)	05-07	-	-	-	-	-	-	-	-	W31-P2368	8	-	-	-	-	-	-
			08-22	-	-	-	-	W10-27360	W31-P3368	#1	#2	-	-	-	-	-	-	-	-
		TTR250 RAID	93-97	W10-11140	W31-P3368	#1	-	W10-21440	W31-P3368	#1	-	-	-	-	-	W10-27721	W31-Q4368	#1	-
		TTR250(USA)	99-06	W10-11140	W31-P3368	#1	-	W10-21440	W31-P3368	#1	-	-	-	-	-	-	-	-	-
WR200R(USA)		92	-	-	-	-	W10-27321	W31-P3368	#1	-	-	-	-	-	W10-27721	W31-Q4368	#1	-	
WR250F		01-23	W10-15140	W31-P3368	#1	-	W10-25140	W31-P3368	#1	-	W10-17610	W31-Q4368	#1	-	W10-27610	W31-Q4368	#1	-	
WR155R		20	-	-	-	-	W10-27321	W31-P3368	#1	#2	-	-	-	-	W10-27725	W31-Q4368	#1	-	
WR250R		07-20	W10-17340	W31-P3368	#1	-	W10-27340	W31-P3368	#1	-	W10-17740	W31-Q4368	#1	-	W10-27740	W31-Q4368	#1	-	
WR250Z		91	-	-	-	-	W10-27110	W31-P3368	#1	-	-	-	-	-	W10-27721	W31-Q4368	#1	-	
WR400F		92-98	W10-15140	W31-P3368	#1	-	W10-25140	W31-P3368	#1	-	-	-	-	-	W10-27721	W31-Q4368	#1	-	
		98	W10-15140	W31-P3368	#1	-	W10-25140	W31-P3368	#1	-	-	-	-	-	W10-27721	W31-Q4368	#1	-	
WR426F		99-00	W10-15140	W31-P3368	#1	-	W10-25140	W31-P3368	#1	-	W10-17610	W31-Q4368	#1	-	W10-27610	W31-Q4368	#1	-	
WR450F		01-02	W10-15140	W31-P3368	#1	-	W10-25140	W31-P3368	#1	-	W10-17610	W31-Q4368	#1	-	W10-27610	W31-Q4368	#1	-	
WR450F		03-23	W10-15140	W31-P3368	#1	-	W10-25140	W31-P3368	#1	-	W10-17610	W31-Q4368	#1	-	W10-27610	W31-Q4368	#1	-	
WR500Z		92-93	-	-	-	-	W10-27110	W31-P3368	#1	-	-	-	-	-	-	-	-	-	
XT225 SEROW(USA)		92-07	-	-	-	-	W10-27360	W31-P3368	#1	#2	-	-	-	-	-	-	-	-	
XT250(USA)		08-22	-	-	-	-	W10-27360	W31-P3368	#1	#2	-	-	-	-	W10-27760	W31-P2368	8	-	
XT250T		85	-	-	-	-	W10-27360	W31-P3368	#1	#2	-	-	-	-	-	-	-	-	
XT350(USA)		85-00	-	-	-	-	W10-27360	W31-P3368	#1	#2	-	-	-	-	-	-	-	-	
KTM		RM125	86-87	W10-19110	W31-P3368	#1	-	W10-29110	W31-P3368	#1	-	-	-	-	-	-	-	-	
			88	W10-19110	W31-P3368	#1	-	W10-29110	W31-P3368	#1	-	W10-15625	W31-Q4368	#1	-	W10-25625	W31-Q4368	#1	-
			89	W10-19110	W31-P3368	#1	-	W10-29110	W31-P3368	#1	-	-	-	-	-	-	-	-	-
			90-96	W10-19110	W31-P3368	#1	-	W10-29110	W31-P3368	#1	-	W10-15510	W31-Q4368	#1	-	W10-25510	W31-Q4368	#1	-
			97-00	W10-15110	W31-P3368	#1	-	W10-25110	W31-P3368	#1	-	W10-15510	W31-Q4368	#1	-	W10-25510	W31-Q4368	#1	-
			01-06	W10-19110	W31-P3368	#1	-	W10-29110	W31-P3368	#1	-	W10-15510	W31-Q4368	#1	-	W10-25510	W31-Q4368	#1	-
			07-08	W10-19110	W31-P3368	#1	-	W10-29110	W31-P3368	#1	-	W10-15510	W31-Q4368	#1	#2	W10-25510	W31-Q4368	#1	#2
			86-87	W10-19110	W31-P3368	#1	-	W10-29110	W31-P3368	#1	-	W10-15625	W31-Q4368	#1	-	W10-25625	W31-Q4368	#1	-
			88-89	W10-19110	W31-P3368	#1	-	W10-29110	W31-P3368	#1	-	W10-15625	W31-Q4368	#1	-	W10-25625	W31-Q4368	#1	-
			90-96	W10-19110	W31-P3368	#1	-	W10-29110	W31-P3368	#1	-	W10-15510	W31-Q4368	#1	-	W10-25510	W31-Q4368	#1	-
			97-00	W10-15110	W31-P3368	#1	-	W10-25110	W31-P3368	#1	-	W10-15510	W31-Q4368	#1	-	W10-25510	W31-Q4368	#1	-
			01-06	W10-19110	W31-P3368	#1	-	W10-29110	W31-P3368	#1	-	W10-15510	W31-Q4368	#1	-	W10-25510	W31-Q4368	#1	-
		07-08	W10-19110	W31-P3368	#1	-	W10-29110	W31-P3368	#1	-	W10-15510	W31-Q4368	#1	#2	W10-25510	W31-Q4368	#1	#2	
	RM250	04-06	-	-	-	-	W10-23140	W31-P3368	#1	-	W10-13540	W31-Q4368	#1	-	W10-23540	W31-Q4368	#1	-	
		07-22	W10-15140	W31-P3368	#1	-	W10-25140	W31-P3368	#1	-	W10-15540	W31-Q4368	#1	#2	W10-25540	W31-Q4368	#1	#2	
		05	W10-15140	W31-P3368	#1	-	W10-25140	W31-P3368	#1	-	W10-15540	W31-Q4368	#1	-	W10-25540	W31-Q4368	#1	-	
		06-22	W10-15140	W31-P3368	#1	-	W10-25140	W31-P3368	#1	-	W10-15540	W31-Q4368	#1	#2	W10-25540	W31-Q4368	#1	#2	
		89-98	W10-19110	W31-P3368	#1	-	W10-29110	W31-P3368	#1	-	W10-15625	W31-Q4368	#1	-	W10-25625	W31-Q4368	#1	-	
		93-98	W10-19110	W31-P3368	#1	-	W10-29110	W31-P3368	#1	-	W10-15625	W31-Q4368	#1	-	W10-25625	W31-Q4368	#1	-	
		92-98	W10-																

Z-WHEEL

ALUMINUM NIPPLE SET 

- OE replacement aluminum nipple set, available in silver, black, blue, red, green and gold anodized nipples.
- Many application available for MX and ED bikes.



Bike	Year	Part #	FRONT					REAR							
			Color No.#					Part #	Color No.#						
			Black	Silver	Blue	Red	Green		Gold	Black	Silver	Blue	Red	Green	Gold
HONDA															
CR125R	94-96	-	-	-	-	-	-	-	-	-	W31-Q632 #	-	8	-	-
	02-07	W31-P336 #	1	8	2	3	4	5	W31-Q632 #	-	8	-	-	-	-
	95-96	-	-	-	-	-	-	-	W31-Q632 #	-	8	-	-	-	-
CR250R	02-07	W31-P336 #	1	8	2	3	4	5	W31-Q632 #	-	8	-	-	-	-
CRF250R	04-23	W31-P336 #	1	8	2	3	4	5	W31-Q632 #	-	8	-	-	-	-
CRF250X	04-17	W31-P336 #	1	8	2	3	4	5	W31-Q632 #	-	8	-	-	-	-
CRF450R	19-23	W31-P336 #	1	8	2	3	4	5	W31-Q632 #	-	8	-	-	-	-
CRF450R-X	02-23	W31-P336 #	1	8	2	3	4	5	W31-Q632 #	-	8	-	-	-	-
CRF450R-X	17-23	W31-P336 #	1	8	2	3	4	5	W31-Q632 #	-	8	-	-	-	-
CRF450X	05-23	W31-P336 #	1	8	2	3	4	5	W31-Q632 #	-	8	-	-	-	-
CRF450L	19-20	W31-P336 #	1	8	2	3	4	5	W31-Q632 #	-	8	-	-	-	-
CRF450RL	21-23	W31-P336 #	1	8	2	3	4	5	W31-Q632 #	-	8	-	-	-	-
YAMAHA															
WR250F	01-23	W31-P336 #	1	8	2	3	4	5	W31-Q436 #	1	8	2	3	4	5
WR250Z	91-98	W31-P336 #	1	8	2	3	4	5	-	-	-	-	-	-	-
WR400F	98	W31-P336 #	1	8	2	3	4	5	-	-	-	-	-	-	-
WR400F	99-00	W31-P336 #	1	8	2	3	4	5	W31-Q436 #	1	8	2	3	4	5
WR426F	01-02	W31-P336 #	1	8	2	3	4	5	W31-Q436 #	1	8	2	3	4	5
WR450F	03-23	W31-P336 #	1	8	2	3	4	5	W31-Q436 #	1	8	2	3	4	5
WR500Z	92-93	W31-P336 #	1	8	2	3	4	5	-	-	-	-	-	-	-
YZ125/250	86-98	W31-P336 #	1	8	2	3	4	5	W31-Q436 #	1	8	2	3	4	5
YZ250F	99-23	W31-P336 #	1	8	2	3	4	5	W31-Q436 #	1	8	2	3	4	5
YZ250WR	01-23	W31-P336 #	1	8	2	3	4	5	W31-Q436 #	1	8	2	3	4	5
YZ250WR	89-90	W31-P336 #	1	8	2	3	4	5	-	-	-	-	-	-	-
YZ400F	98	W31-P336 #	1	8	2	3	4	5	-	-	-	-	-	-	-
YZ400F	99	W31-P336 #	1	8	2	3	4	5	W31-Q436 #	1	8	2	3	4	5
YZ426F	00-02	W31-P336 #	1	8	2	3	4	5	W31-Q436 #	1	8	2	3	4	5
YZ450F	03-23	W31-P336 #	1	8	2	3	4	5	W31-Q436 #	1	8	2	3	4	5
YZ125X	17-23	W31-P336 #	1	8	2	3	4	5	W31-Q436 #	1	8	2	3	4	5
YZ250X	16-23	W31-P336 #	1	8	2	3	4	5	W31-Q436 #	1	8	2	3	4	5
YZ250FX	15-23	W31-P336 #	1	8	2	3	4	5	W31-Q436 #	1	8	2	3	4	5
YZ450FX	16-23	W31-P336 #	1	8	2	3	4	5	W31-Q436 #	1	8	2	3	4	5
YZ490	86-90	W31-P336 #	1	8	2	3	4	5	-	-	-	-	-	-	-
KAWASAKI															
KX125	99-05	W31-Q436 #	1	8	2	3	4	5	W31-Q436 #	1	8	2	3	4	5
	06-08	W31-P336 #	1	8	2	3	4	5	W31-Q436 #	1	8	2	3	4	5
KX250	99-04	W31-Q436 #	1	8	2	3	4	5	W31-Q436 #	1	8	2	3	4	5
	05-08	W31-P336 #	1	8	2	3	4	5	W31-Q436 #	1	8	2	3	4	5
KX250F	04-18	W31-P336 #	1	8	2	3	4	5	W31-Q436 #	1	8	2	3	4	5
KX250	19-23	W31-P336 #	1	8	2	3	4	5	W31-Q436 #	1	8	2	3	4	5
KX250X	21-23	W31-P336 #	1	8	2	3	4	5	W31-Q436 #	1	8	2	3	4	5
KX450F	06-18	W31-P336 #	1	8	2	3	4	5	W31-Q436 #	1	8	2	3	4	5
KX450	19-23	W31-P336 #	1	8	2	3	4	5	W31-Q436 #	1	8	2	3	4	5
KX450X	21-23	W31-P336 #	1	8	2	3	4	5	W31-Q436 #	1	8	2	3	4	5
KLX450R	08-20	W31-P336 #	1	8	2	3	4	5	W31-Q436 #	1	8	2	3	4	5
SUZUKI															
DRZ400S	00-08	W31-P336 #	1	8	2	3	4	5	W31-Q436 #	1	8	2	3	4	5
DRZ400S(US)	00-21	W31-P336 #	1	8	2	3	4	5	W31-Q436 #	1	8	2	3	4	5
DRZ400SM	05-08	W31-P336 #	1	8	2	3	4	5	W31-Q436 #	1	8	2	3	4	5
DRZ400SM(US)	05-19	W31-P336 #	1	8	2	3	4	5	-	-	-	-	-	-	-
DRZ400(US)	00-04	W31-P336 #	1	8	2	3	4	5	W31-Q436 #	1	8	2	3	4	5
DRZ400E(US)	00-07	W31-P336 #	1	8	2	3	4	5	W31-Q436 #	1	8	2	3	4	5
DRZ400E	07	W31-P336 #	1	8	2	3	4	5	W31-Q436 #	1	8	2	3	4	5
DRZ250R	95-00	W31-P336 #	1	8	2	3	4	5	W31-P336 #	1	8	2	3	4	5
DRZ250RX	96-00	W31-P336 #	1	8	2	3	4	5	W31-P336 #	1	8	2	3	4	5
DRZ250(US)	01-07	W31-P336 #	1	8	2	3	4	5	W31-P336 #	1	8	2	3	4	5
RMX250R	90-92	-	-	-	-	-	-	-	W31-Q436 #	1	8	2	3	4	5
RMX250R	93-98	W31-P336 #	1	8	2	3	4	5	W31-Q436 #	1	8	2	3	4	5
RMX250R(US)	89-98	W31-P336 #	1	8	2	3	4	5	W31-Q436 #	1	8	2	3	4	5
RMX450Z	10-19	W31-P336 #	1	8	2	3	4	5	W31-Q636 #	-	-	-	-	-	-
RM125/250	86-06	W31-P336 #	1	8	2	3	4	5	W31-Q436 #	1	8	2	3	4	5
	07-08	W31-P336 #	1	8	2	3	4	5	W31-Q636 #	-	-	-	-	-	-
RMZ250	04-06	W31-P336 #	1	8	2	3	4	5	W31-Q436 #	1	8	2	3	4	5
	07-22	W31-P336 #	1	8	2	3	4	5	W31-Q636 #	-	-	-	-	-	-
RMZ450	05	W31-P336 #	1	8	2	3	4	5	W31-Q436 #	1	8	2	3	4	5
	06-22	W31-P336 #	1	8	2	3	4	5	W31-Q636 #	-	-	-	-	-	-
KTM															
SX/SX-F 125-505	05-10	W31-P536 #	-	8	-	-	-	-	W31-Q736 #	-	8	-	-	-	-
	11-23	W31-P536 #	-	8	-	-	-	-	W31-Q536 #	-	8	-	-	-	-
XC/XC-F 150-525	05-10	W31-P536 #	-	8	-	-	-	-	W31-Q736 #	-	8	-	-	-	-
	11-23	W31-P536 #	-	8	-	-	-	-	W31-Q536 #	-	8	-	-	-	-
EXC/EXC-F 125-530	05-11	W31-P536 #	-	8	-	-	-	-	W31-Q736 #	-	8	-	-	-	-
	12-23	W31-P536 #	-	8	-	-	-	-	W31-Q536 #	-	8	-	-	-	-
XC-W/XCF-W 125-530	05-11	W31-P536 #	-	8	-	-	-	-	W31-Q736 #	-	8	-	-	-	-
	12-23	W31-P536 #	-	8	-	-	-	-	W31-Q536 #	-	8	-	-	-	-
HUSABERG															
FE250-650	07-14	W31-P536 #	-	8	-	-	-	-	-	-	8	-	-	-	-
FE250-550/650	07-11	-	-	-	-	-	-	-	W31-Q736 #	-	8	-	-	-	-
	12-14	-	-	-	-	-	-	-	W31-Q536 #	-	8	-	-	-	-
FE570	09-10	-	-	-	-	-	-	-	W31-Q736 #	-	8	-	-	-	-
	11-12	-	-	-	-	-	-	-	W31-Q536 #	-	8	-	-	-	-
TE125-300	11	W31-P536 #	-	8	-	-	-	-	W31-Q736 #	-	8	-	-	-	-
	12-14	W31-P536 #	-	8	-	-	-	-	W31-Q536 #	-	8	-	-	-	-
HUSQVARNA															
TC/FC 125-450/S	14-23	W31-P536 #	-	8	-	-	-	-	W31-Q536 #	-	8	-	-	-	-
TE/FE 125-501	14-23	W31-P536 #	-	8	-	-	-	-	W31-Q536 #	-	8	-	-	-	-
TX/FX125-450	17-23	W31-P536 #	-	8	-	-	-	-	W31-Q536 #	-	8	-	-	-	-
GASGAS															
MC125	21-23	W31-P536 #	-	8	-	-	-	-	W31-Q536 #	-	8	-	-	-	-
MC250	22-23	W31-P536 #	-	8	-	-	-	-	W31-Q536 #	-	8	-	-	-	-
MC250F	21-23	W31-P536 #	-	8	-	-	-	-	W31-Q536 #	-	8	-	-	-	-
MC350F	22-23	W31-P536 #	-	8	-	-	-	-	W31-Q536 #	-	8	-	-	-	-
MC450F	21-23	W31-P536 #	-	8	-	-	-	-	W31-Q536 #	-	8				



**S30
SERIES**

**Z
WHEEL**



**Z-WHEEL
S30 SPOKE NIPPLE SET JP**

- Spoke sets for small mx racing bikes.
- Available stainless replacement nipples.

Select the color of the aluminum nipple: Black(1), Blue(2), Red(3), Green(4), Gold(5), Silver(8)
 *1 Not compatible with genuine products due to different thread pitch. ZWHEEL nipple for spoke set is required.
 *2 CRF125F is sold as a set (rim, stainless steel spokes, stainless steel nipples).

**Z-WHEEL
S30 RIM FRONT / REAR JP**

- Real racing specification rims for small wheel bikes.
- Made of 7000 grade aluminum with special rim design for durability.
- Durable construction yet lightweight.
- Available in wide rim line up, recent competition bikes to older and dual sport models.
- Rims available for dual sport models to upgrade the rims.
- Can be used with OE nipples.
- One each of rim lock and air valve holes on the rim.
- Available in Black color.

WHEEL



BRAKE HOSE



BRAKE DISC



Bike	Year	FRONT				REAR					
		17inch	19inch	Steel Spoke	SUS Spoke	Nipple	14inch	16inch	Steel Spoke	SUS Spoke	Nipple
HONDA											
CR80R/85R	96-07	W02-51211	-	-	-	-	W02-23321	-	-	-	-
CR80R/85R	96-07	-	-	W10-11410	W10-21410	W33-D2368	-	W02-43331	W10-11810	W10-21810	W33-D2368
CRF150R	07-22	W02-51211	-	-	-	-	W02-23311	-	-	-	-
CRF150R	07-22	-	-	W10-11411	W10-21411	W33-D2368	-	W02-43321	W10-11811	W10-21811	W33-D2368
CRF125F	14-23	-	W25-115018	*2	-	-	-	W25-215018	*2	-	-
CRM50/80	93-97	W02-51211	-	-	W10-21420	W33-D2368	W02-23321	-	-	W10-21820	W33-D2368
YAMAHA											
YZ80/85	94-23	W02-51311	-	-	-	-	W02-23331	-	-	-	-
YZ80LW/85LW	94-23	-	-	W10-17810	W10-27410	W33-D2368	-	W02-43311	W10-17810	W10-27810	W33-D2368
TT-R125LW	00-11	-	W02-71411	-	-	W33-D1368	-	W02-43411	-	-	W33-B2368
KAWASAKI											
KX80/85	98-23	W02-51211	-	-	-	-	W02-23211	-	-	-	-
KX80II/85II	98-22	-	-	W10-13409	W10-23410	W33-F3368	-	-	W10-13810	W10-23810	W33-F3368
KX100	98-21	-	-	W10-13409	W10-23410	W33-F3368	-	-	W10-13810	W10-23810	W33-F3368
KX112	22-23	-	-	W10-13409	W10-23410	W33-F3368	-	-	W10-13810	W10-23810	W33-F3368
KLX125/150S	09-16	-	-	W10-13409	W10-23435	W33-F3368	-	-	-	W10-23835	W33-F3368
SUZUKI											
RM85	04-21	W02-51311	-	-	-	-	W02-23331	-	-	-	-
RM85L	04-21	-	-	W10-15409	W10-25410	W33-D2368	-	W02-43311	W10-15810	W10-25810	W33-D2368
KTM											
85/105SX 19/16	03-11	-	W02-72311	-	-	-	-	W02-43341	-	-	-
85/105SX 19/16	12-23	-	W02-72311	-	W10-29410	W31-P332 #	*1	W02-43341	-	W10-29810	W31-P332 #
HUSQVARNA											
TC85 19/16	14-23	-	W02-72311	-	W10-29410	W31-P332 #	*1	W02-43341	-	W10-29810	W31-P332 #
GASGAS											
MC85 19/16	21-23	-	W02-72311	-	W10-29410	W31-P332 #	*1	W02-43341	-	W10-29810	W31-P332 #

FRONT

Bike	Year	Bike	Year
HONDA			
CR125M	#1 73-78	KX250A	74
CR125R	79	KL250	78-79
CR250M	73-74	F9(350TR)	72-74
XR250(ME)	79-80	SUZUKI	
MT125	74-76	RM125	79-80
TL125	#1 73-76	RM250	79-80
XL125	#1 81	TM250	72-74
CT250S	81-83	TM400	71-72
MT250	74-76	TS125	#2 73-75
TL250	#1 75-76	TS250	71-73
SL250	72-74		74-76
XL250S	79-82	TS400	72-73
XL500S	79-80	SP500	74-77
XR500(PE01)	79-80		81-84
YAMAHA			
MX125	72-73		
	74		
YZ125	74-75		
DT1MX	70-71		
DT125	#2 74-75		
TY125	#2 76-77		
TY125	75-78		
TY175	75-80		
DT1	68-72		
DT250	72-73		
	74-76		
DT250M	77-78		
TY250	74-76		
RT1	70-71		
RT360	72-73		
	73		
DT360	74		
DT400	75-76		
XT500	76-80		
XT500(USA)	81		

REAR

Bike	Year	Bike	Year
HONDA			
CR125R	79	AT1M	#2 69-70
CR250M	73-77	AT1MX	#2 71
XR200R(ME)	81-83	MX125	72-74
XR250(ME)	79-80	YZ125	74-83
TLM50	84	DT1MX	71
MT125	74-76	DT2MX	72
MTX125R	83	MX250	73-74
TL125/S	73-76	YZ250	74-79
TL125	81	DT125	#2 74-81
	83-88	TY125	75-78
XL125	75-78	CT1	#2 69-71
XL125S	79-80	CT175	#2 72-73
	81-	IT175	77-83
XL125R(JD04)	82-	TY175	75-80
MTX200R(MD)	83-84	AG200	85
MTX200R2(MD)	85-88	DT1	71-72
TLR200(MD)	83-	DT250	72-76
XL200R(MD)	83-84	DT250M	77-78
XL230	02-04	IT250	77-80
MT250	74-76	TY250	75-76
TL250	75-76	XT250	80-82
TLR250R(MD18)	86-	DT360	73-74
SL250	72-74	RT1	70-71
XL250S	79-80	RT360	72-73
	81-82	DT400	75-76
XL250R/PARIS DAKAR /DECOSTA	82-83	TT500	76-81
XL400R	82	XT500	76-80
XL500S	79-80	XT500(USA)	81
XR500(PE01)	79-80	KAWASAKI	
		KL250	78-79
		KL250	80-83
		KL250	84-90
		F11(250TR)	74-76
		SUZUKI	
		RM125	78-80
		TM250	72, 74
			82
		DR250S	71-79
			80
		TS250	#2 81-83
			78
		SP370	80
		SP400	80
		TS400	72-77

**S16
SERIES**



**Z-WHEEL
S16 RIM FRONT / REAR JP**

- Aluminum rims for vintage off road bikes, make your vintage bike wheel look new.
- Available for many applications.
- Made of 7000 grade aluminum for durability and light weight.
- Silver anodized finish to match the vintage old style.
- Can be used with stock hubs, nipples and spokes.
- 1 X Rim lock hole on the rim.



*#1 and #2 models require to use with below Z wheel stainless nipple sets.
 #1 W33-D1368
 #2 W33-D2368

WHEEL



BRAKE HOSE



BRAKE DISC



JNCC 2022 CHAMPION
DAIKE BABA



Bike	Year	Part #
HONDA		
CRF250L/M/RALLY	12-20	W16-31011
CRM250R/AR	89-98	W16-31021
XR230/MOTARD	05-12	W16-31021
XR250S/BAJA/MOTARD	95-07	W16-31021
XR400MOTARD	05-08	W16-31021
XR250R	90-04	W16-31021
XR400R	96-04	W16-31021
XR650R	00-07	W16-31021
YAMAHA		
DT200WR	91-94	W16-37011
DT230LANZA	97-98	W16-37021
TT250R/RAID	93-97	W16-37021
WR250R	07-20	W16-37031
WR250X	07-17	W16-37041
KAWASAKI		
KDX125SR	90-99	W16-33011
KDX200R	89-90	W16-33011
KDX200SR	90-93	W16-33011
KDX220R	94-05	W16-33011
KDX220SR	94-99	W16-33011
KDX250R	91-94	W16-33011
KDX250SR	91-94	W16-33011
KLX250	98-20	W16-33021
KLX250ES	94-97	W16-33021
KLX250R	93-95	W16-33021
KLX250SR	93-97	W16-33021
KLX300R	96-07	W16-33021
	20-22	W16-33021
KLX650R	93-96	W16-33021
D-TRACKER/X	98-16	W16-33021
SUZUKI		
RMX250S	92-98	W16-35011
DRZ400S	00-03	W16-35031
	04-08	W16-35041
DRZ400SM	05-09	W16-35041



Z-WHEEL
GENUINE / EXCELSIOR / D.I.D RIM
CORRESPONDING MOTARD SPOKE SET 17 INCHES

- Replacement spoke and nipple set for motorcycles with Excel / D.I.D rim and 17-inch wheels.
 - Stainless steel (except for some models) spoke and stainless nipple used for excellent corrosion resistance.
 - Set comes with both front and rear spoke and nipple set.
 - * 68 lines / 68 pcs CRF250L / M, XR system models.
- Non applicable for M50 rim

WHEEL



BRAKE HOSE



BRAKE DISC



Z-WHEEL
R / SPROCKET COVER

- Best cover for transporting and storing a spare wheel with high cushioning neoprene material for protecting the entire surface.
- It prevents oil from adhering to the disc rotor and does not stain the transporter with sprocket oil.
- Comes with a tag to identify disc rotor and sprocket.

Part#	Size	Disc size	Sprocket size	
			520/525/530	428/420
W29-0001	S	Up to φ245	Up to 46T	Up to 57T
W29-0003	M	Up to φ275	Up to 53T	-
W29-0004	L	Up to φ320	-	-





Z-WHEEL

STAINLESS SPOKE / NIPPLE SET

- Made of rust resistant stainless steel.
- Spoke/nipple sets for motocross, enduro, super moto, dual sport, small, street and vintage bikes available.

Narrow thread type

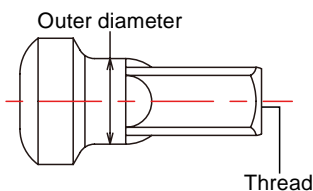


Z-WHEEL

STAINLESS NIPPLE SET

- Corrosion resistance stainless steel is used.
- 36 pieces set.

Part #	Diameter	Thread
W33-A1368	Φ5.0	BC2.9
W33-B1368	Φ5.8	BC2.9
W33-B2368	Φ5.8	BC3.2
W33-B3368	Φ5.8	BC3.5
W33-D1368	Φ6.6	BC2.9
W33-D2368	Φ6.6	BC3.2
W33-D3368	Φ6.6	BC3.5
W33-F3368	Φ7.1	BC3.5
W33-F4368	Φ7.1	BC4.0



Z-WHEEL








STAINLESS NIPPLE WASHER

- A washer for nipples that prevents spokes from protruding by being installed between the rim and nipple.
- When assembling a wheel with an aftermarket rim and spokes, the spokes may protrude from the nipple depending on the compatibility of the parts, which may damage the tire tube.
- If spokes protrude about 1mm, using the nipple washer can prevent protrusion.
- Made of rust-resistant stainless steel.
- 40 pieces in a set.

Part #	Size	Number
DC131-2240	6.1 x 9.0 t : 1.0	40 pcs
DC131-2440	7.4 x 10.5 t : 1.0	40 pcs

FRONT					
Bike	Year	Part #	Ni	Nipple	Bto
CR80R	86-02	DC420-1008		SUS	Bto
CR85R	03-07	DC420-1010		SUS	Bto
CR80R2	96-02	DC420-1008		SUS	Bto
CR85R2	03-07	DC420-1010		SUS	Bto
	79	DC420-1022	Ni	SUS	Bto
	80	DC420-1023		SUS	Bto
	81	DC420-1024	Ni	SUS	Bto
	82	DC420-1032		SUS	Bto
	83	DC420-1033		SUS	Bto
CR125R	84-87	DC420-1034		SUS	Bto
	88-91	DC420-1036		SUS	Bto
	92-94	DC420-1037		SUS	Bto
	95-01	DC420-1038		SUS	Bto
	02-07	DC420-1039		AL	
CR250M	73-77	DC420-1026	Ni	SUS	Bto
	78-80	DC420-1023		SUS	Bto
	81	DC420-1029	Ni	SUS	Bto
	82	DC420-1032		SUS	Bto
	83	DC420-1033		SUS	Bto
CR250R	84-87	DC420-1034		SUS	Bto
	88-91	DC420-1036		SUS	Bto
	92-94	DC420-1037		SUS	Bto
	95-01	DC420-1038		SUS	Bto
	02-07	DC420-1039		AL	
CR480R	81	DC420-1029	Ni	SUS	Bto
	82	DC420-1032		SUS	Bto
	83	DC420-1033		SUS	Bto
CR500R	84-87	DC420-1034		SUS	Bto
	88-91	DC420-1036		SUS	Bto
	92-94	DC420-1037		SUS	Bto
CRF125F	95-01	DC420-1038		SUS	Bto
CRF150R	14-23	DC420-1209		SUS	Bto
CRF150R2	07-22	DC420-1015		SUS	Bto
CRF250R	04-23	DC420-1039		AL	
CRF250X	04-17	DC420-1039		AL	
CRF450R	02-23	DC420-1039		AL	
CRF450X	05-23	DC420-1039		AL	
CRF250RX	19-23	DC420-1039		AL	
CRF450RX	17-23	DC420-1039		AL	
CRF450L	19-20	DC420-1039		AL	
CRF450RL	21-23	DC420-1039		AL	
XR200R	81-83	DC420-1213		SUS	Bto
	84-90	DC420-1215		SUS	Bto
	93-02	DC420-1215		SUS	Bto
	91-92	DC420-1116		SUS	Bto
CRF150F	03-11	DC420-1210		SUS	Bto
CRF230F	03-19	DC420-1217		SUS	Bto
CRF250F	19-22	DC420-1217		SUS	Bto
MR250	76	DC420-1111	Ni	SUS	Bto
MT250	74-76	DC420-1111		SUS	Bto
MTX125R	83	DC420-1112		SUS	Bto
MTX200R	83-84	DC420-1118		SUS	Bto
MTX200R2	85-88	DC420-1160		SUS	Bto
CRM80	89-98	DC420-1106		SUS	Bto
CRM85	89-98	DC420-1116		SUS	Bto
CRM250R/AR	82-84	DC420-1112		SUS	Bto
XL125R	85	DC420-1118		SUS	Bto
XL200R	83-84	DC420-1118		SUS	Bto
XL250K3	75	DC420-1111	Ni	SUS	Bto
XL250	76-78	DC420-1111		SUS	Bto
XL250(USA)	73-76	DC420-1111		SUS	Bto
XL250S	78-81	DC420-1022	Ni	SUS	Bto
XL250R	83	DC420-1157	Ni	SUS	Bto
XL250R Decosterspecial	82-83	DC420-1157	Ni	SUS	Bto
XL250R Parisdaker	83	DC420-1157	Ni	SUS	Bto
XL250 Degree	91-95	DC420-1116		SUS	Bto
XL350	74-78	DC420-1111	Ni	SUS	Bto
XL350R	84-85	DC420-1160		SUS	Bto
XL400R	82	DC420-1157	Ni	SUS	Bto
XL500R	82	DC420-1157	Ni	SUS	Bto
XL500S	79	DC420-1022	Ni	SUS	Bto
XL600R	83-87	DC420-1160		SUS	Bto
XLR125R	93-97	DC420-1116		SUS	Bto
XLR200R	93-94	DC420-1116		SUS	Bto
XLX250R	83	DC420-1159		SUS	Bto
XLR250R	85-88	DC420-1160		SUS	Bto
XLR250R Baja	88-94	DC420-1116		SUS	Bto
XR230	05-13	DC420-1116		SUS	Bto
XR230Motard	08-13	DC420-1303		SUS	Bto
XR250	79-80	DC420-1022	Ni	SUS	Bto
XR250(MD30)	95-07	DC420-1116		SUS	Bto
XR250BAJA	95-04	DC420-1116		SUS	Bto
XR250Motard	03-08	DC420-1303		SUS	Bto
XR400Motard	81-83	DC420-1029	Ni	SUS	Bto
	84-89	DC420-1231		SUS	Bto
	90-04	DC420-1233		SUS	Bto
XR250L(USA)	91-96	DC420-1116		SUS	Bto

REAR					
Bike	Year	Part #	Ni	Nipple	Bto
CR80R	86-91	DC420-5008		SUS	Bto
	92-02	DC420-5013		SUS	Bto
CR85R	03-07	DC420-5013		SUS	Bto
CR80R2	96-02	DC420-5015		SUS	Bto
CR85R2	03-07	DC420-5015		SUS	Bto
CR125M	73-78	DC420-5023	Ni	SUS	Bto
	79-81	DC420-5024	Ni	SUS	Bto
	82	DC420-5025	Ni	SUS	Bto
	83	DC420-5026		SUS	Bto
	84	DC420-5027		SUS	Bto
	85-86	DC420-5028	STL	Bto	
	87	DC420-5054	STL	Bto	
	88	DC420-5029		SUS	Bto
	89	DC420-5030		SUS	Bto
	90-91	DC420-5031	STL	Bto	
	92-93	DC420-5032	STL	Bto	
	94	DC420-5033	AL	Bto	
	95-96	DC420-5034	AL	Bto	
	97-01	DC420-5035	STL	Bto	
	02-07	DC420-5036	AL	Bto	
CR125/250R #	02-07	DC420-5216		AL	
CR250M	73-77	DC420-5043	Ni	SUS	Bto
	78-80	DC420-5044	Ni	SUS	Bto
	81	DC420-5045	Ni	SUS	Bto
	82	DC420-5025	Ni	SUS	Bto
	83	DC420-5046		SUS	Bto
	84	DC420-5027		SUS	Bto
	85-86	DC420-5028	STL	Bto	
	87	DC420-5054	STL	Bto	
	88	DC420-5029		SUS	Bto
	89	DC420-5049		SUS	Bto
	90-91	DC420-5031	STL	Bto	
	92-94	DC420-5032	STL	Bto	
	95-96	DC420-5034	AL	Bto	
	97-01	DC420-5035	STL	Bto	
	02-07	DC420-5036	AL	Bto	
CR480R	81	DC420-5045	Ni	SUS	Bto
	82	DC420-5025	Ni	SUS	Bto
	83	DC420-5046		SUS	Bto
	84	DC420-5027		SUS	Bto
	85-86	DC420-5028	STL	Bto	
	87-88	DC420-5054	STL	Bto	
	91	DC420-5031	STL	Bto	
	92-01	DC420-5032	STL	Bto	
CRF125F	14-23	DC420-5020		SUS	Bto
CRF150R	07-22	DC420-5017		SUS	Bto
CRF150R2	07-22	DC420-5019		SUS	Bto
CRF250R	04-23	DC420-5036		AL	
CRF250R #	04-22	DC420-5216		AL	
CRF250X	04-17	DC420-5216		AL	
CRF450R	02-23	DC420-5036		AL	
CRF450R #	02-22	DC420-5216		AL	
CRF450X	05-23	DC420-5216		AL	
CRF250RX	19-23	DC420-5216		AL	
CRF450RX	17-23	DC420-5216		AL	
CRF450L	19-20	DC420-5216		AL	
CRF450RL	21-23	DC420-5216		AL	
XR200	80-84	DC420-5146	Ni	SUS	Bto
XR200R	81-83	DC420-5146	Ni	SUS	Bto
	84-02	DC420-5205		SUS	Bto
CRF230F	03-19	DC420-5207		SUS	Bto
CRF250F	19-22	DC420-5209		SUS	Bto
MR175	75-76	DC420-5023	Ni	SUS	Bto
MR250	76	DC420-5043	Ni	SUS	Bto
MT125	74-76	DC420-5110		SUS	Bto
MT250	74-76	DC420-5116	Ni	SUS	Bto
MTX125R	83	DC420-5112	Ni	SUS	Bto
MTX200R	83-84	DC420-5115	Ni	SUS	Bto
	85-88	DC420-5115	Ni	SUS	Bto
	88-92	DC420-5106		SUS	Bto
CRM50	93-98	DC420-5013		SUS	Bto
	88-92	DC420-5106		SUS	Bto
CRM80	93-98	DC420-5013		SUS	Bto
CRM250R/AR	89-98	DC420-5117		SUS	Bto
	75-78	DC420-5110		SUS	Bto
XL125S	79-81	DC420-5146	Ni	SUS	Bto
	82	DC420-5144	Ni	SUS	Bto
XL125R	85	DC420-5115	Ni	SUS	Bto
XL185S	79-83	DC420-5146	Ni	SUS	Bto
XL200R	83-84	DC420-5115	Ni	SUS	Bto
XL230	02-04	DC420-5159	Ni	SUS	Bto
XL250K3	75	DC420-5155		SUS	Bto
	78-79	DC420-5023	Ni	SUS	Bto
	80-81	DC420-5159	Ni	SUS	Bto
XL250S	80-81	DC420-5159	Ni	SUS	Bto
XL250R	83	DC420-5163	Ni	SUS	Bto
XL250R Decosterspecial	83	DC420-5163	Ni	SUS	Bto
XL250R Parisdaker	83	DC420-5163	Ni	SUS	Bto
XL250R(USA)	84-87	DC420-5166		SUS	Bto
XL250	91-94	DC420-5167		SUS	Bto
DEGREE	95	DC420-5169		SUS	Bto
XL350R	84-85	DC420-5166		SUS	Bto
XL400R	82	DC420-5177	Ni	SUS	Bto
XL500S	79-80	DC420-5159	Ni	SUS	Bto
XL500R	82	DC420-5177	Ni	SUS	Bto
XLR125R	93-97	DC420-5147		SUS	Bto
XLR200R	93-94	DC420-5147		SUS	Bto
XLX250R	83	DC420-5166		SUS	Bto
	85-86	DC420-5166		SUS	Bto
	87	DC420-5167		SUS	Bto
	89-94	DC420-5169		SUS	Bto
XLR250R Baja	88-94	DC420-5169		SUS	Bto
XR125L	03-16	DC420-5148		SUS	Bto
XR185	79	DC420-5146	Ni	SUS	Bto
XR230	05-13	DC420-5117		SUS	Bto
XR230Motard	08-13	DC420-5302		SUS	Bto



Nt	Narrow thread	SUS	Stainless Nipples
Bto	Built-to-order	STL	Steel Nipples
		AL	Aluminum Nipples

FRONT

Bike	Year	Part #	Nt	Nipple	Bto
YZ65	18-23	DC423-1003		SUS	Bto
	93	DC423-1011		SUS	Bto
YZ80	94-01	DC423-1012		SUS	Bto
YZ85	02-23	DC423-1012		SUS	Bto
YZ80LW	94-01	DC423-1013		SUS	
YZ85LW	02-23	DC423-1013		SUS	
	76	DC423-1024		SUS	Bto
	77	DC423-1024		SUS	Bto
YZ100	76	DC423-1026	Nt	SUS	Bto
MX125	76	DC423-1024		SUS	Bto
	76	DC423-1024		SUS	Bto
	77-82	DC423-1026	Nt	SUS	Bto
YZ125	83	DC423-1028		SUS	Bto
	86-91	DC423-1034	Nt	AL	Bto
	92-23	DC423-1035		AL	
YZ125X	17-23	DC423-1035		AL	
YZ175	76	DC423-1024		SUS	Bto
MX250	73-75	DC423-1024		SUS	Bto
	74-76	DC423-1024		SUS	Bto
	77-82	DC423-1026	Nt	SUS	Bto
YZ250	83	DC423-1028		SUS	Bto
	86-91	DC423-1034	Nt	AL	Bto
	92-23	DC423-1035		AL	
YZ250WR	89-90	DC423-1034	Nt	AL	Bto
YZ250X	16-23	DC423-1035		AL	
MX360	73-74	DC423-1024		SUS	Bto
YZ360	74-78	DC423-1024		SUS	Bto
MX400	75	DC423-1024		SUS	Bto
	76-78	DC423-1024		SUS	Bto
	79-82	DC423-1026	Nt	SUS	Bto
YZ465	79-82	DC423-1026	Nt	SUS	Bto
	79-82	DC423-1026	Nt	SUS	Bto
YZ490	83	DC423-1028		SUS	Bto
	86-90	DC423-1034	Nt	AL	Bto
YZ250F	01-23	DC423-1035		AL	
YZ250FX	15-23	DC423-1035		AL	
YZ400F	98-99	DC423-1035		AL	
YZ426F	00-02	DC423-1035		AL	
YZ450F	03-23	DC423-1035		AL	
YZ450FX	15-23	DC423-1035		AL	
WR200	92	DC423-1081		SUS	
WR250Z	91	DC423-1034	Nt	AL	Bto
	92-98	DC423-1035		AL	
WR250F	01-23	DC423-1035		AL	
WR400F	98-00	DC423-1035		AL	
WR426F	01-02	DC423-1035		AL	
WR450F	03-23	DC423-1035		AL	
WR500Z	92-93	DC423-1034	Nt	AL	Bto
TTR225	99-04	DC423-1117		SUS	Bto
TTR230	08-22	DC423-1080		SUS	
TTR250	99-06	DC423-1083		SUS	
DT1(DT250)	68-73	DC423-1090		SUS	
(DT2)(DT3)					
DT1E	69-73	DC423-1090		SUS	
DT1MX	69-71	DC423-1090		SUS	
DT2MX	72	DC423-1024		SUS	Bto
RT1	70	DC423-1090		SUS	
RT1(RT360)	71-72	DC423-1090		SUS	Bto
DT360	73-74	DC423-1092		SUS	Bto
RT1M	70	DC423-1090		SUS	
RT1MX	71	DC423-1090		SUS	
DT125	78-82	DC423-1074		SUS	Bto
DT125(33G)	83-84	DC423-1076		SUS	Bto
DT125R	88-98	DC423-1080		SUS	
DT175	78-81	DC423-1074		SUS	Bto
DT200R	88-90	DC423-1080		SUS	
	74	DC423-1092		SUS	Bto
DT250	75-76	DC423-1093		SUS	Bto
DT250M	77-79	DC423-1095	Nt	SUS	Bto
DT400	75-76	DC423-1093		SUS	Bto
DT400M	77-78	DC423-1095	Nt	SUS	Bto
IT175	77-83	DC423-1026	Nt	SUS	Bto
IT200	86	DC423-1081		SUS	
	77-82	DC423-1026	Nt	SUS	Bto
IT250	83	DC423-1045		SUS	Bto
	76	DC423-1095	Nt	SUS	Bto
	77-79	DC423-1026	Nt	SUS	Bto
IT425	80	DC423-1026	Nt	SUS	Bto
IT465	81-82	DC423-1026	Nt	SUS	Bto
IT490	84	DC423-1045		SUS	Bto

REAR

Bike	Year	Part #	Nt	Nipple	Bto
YZ65	18-23	DC423-5002		SUS	Bto
	93	DC423-5008		SUS	Bto
YZ80	94-01	DC423-5009		SUS	Bto
YZ85	02-23	DC423-5009		SUS	Bto
YZ80LW	94-01	DC423-5010		SUS	
YZ85LW	02-23	DC423-5010		SUS	
YZ100	76-81	DC423-5018	Nt	SUS	Bto
	82-83	DC423-5024	Nt	SUS	Bto
	74	DC423-5014		SUS	Bto
MX125	75-76	DC423-5018	Nt	SUS	Bto
	74-75	DC423-5014		SUS	Bto
	76-80	DC423-5018	Nt	SUS	Bto
	81-82	DC423-5024	Nt	SUS	Bto
YZ125	83	DC423-5032	Nt	SUS	Bto
	88	DC423-5046		SUS	
	89-98	DC423-5048		SUS	
	99-23	DC423-5054		AL	
YZ125X	17-23	DC423-5057		AL	
YZ125 #	99-23	DC423-5057		AL	
MX175	74-81	DC423-5012		SUS	Bto
YZ175	76	DC423-5018	Nt	SUS	Bto
	73-74	DC423-5013	Nt	SUS	Bto
MX250	75	DC423-5016		SUS	Bto
	74-79	DC423-5016		SUS	Bto
	80	DC423-5020	Nt	SUS	Bto
	81	DC423-5022	Nt	SUS	Bto
YZ250	82	DC423-5026	Nt	SUS	Bto
	88	DC423-5046		SUS	
	89-98	DC423-5048		SUS	
	99-23	DC423-5054		AL	
YZ250WR	89	DC423-5048		SUS	
	90	DC423-5046		SUS	
YZ250X	16-23	DC423-5057		AL	
YZ250 #	99-23	DC423-5057		AL	
MX360	73-74	DC423-5013	Nt	SUS	Bto
YZ360	74-75	DC423-5016		SUS	Bto
MX400	75	DC423-5016		SUS	Bto
YZ400	76-78	DC423-5016		SUS	Bto
YZ250F	01-08	DC423-5054		AL	
	09-21	DC423-5058		AL	
YZ250FX	15-23	DC423-5057		AL	
YZ250F #	01-08	DC423-5057		AL	
	09-21	DC423-5060		AL	
YZ400F	98	DC423-5048		SUS	Bto
	99	DC423-5054		AL	
YZ426F	00-02	DC423-5054		AL	
YZ450F	03-08	DC423-5054		AL	
	09-21	DC423-5058		AL	
YZ450FX	15-23	DC423-5057		AL	
YZ400F/426F/450F #	99-08	DC423-5057		AL	
YZ450F #	09-21	DC423-5060		AL	
WR200	92	DC423-5046		SUS	
WR250Z	91-98	DC423-5046		SUS	
WR250F	01-23	DC423-5057		AL	
	98	DC423-5046		SUS	
WR400F	99-00	DC423-5057		AL	
WR426F	01-02	DC423-5057		AL	
WR450F	03-23	DC423-5057		AL	
TTR225	86-87	DC423-5143		SUS	
	99-04	DC423-5150		SUS	Bto
TTR230	05-22	DC423-5152		SUS	Bto
TTR250	99-06	DC423-5046		SUS	
AT1	69-70	DC423-5093		SUS	Bto
AT125	71-73	DC423-5093		SUS	Bto
AT1M	69-70	DC423-5093		SUS	Bto
AT1MX	71	DC423-5093		SUS	Bto
CT1	69-71	DC423-5093		SUS	Bto
CT175/CT2(CT175)	72-73	DC423-5093		SUS	Bto
DT1(DT250)(DT2)(DT3)	68-70	DC423-5105	Nt	SUS	
	71-73	DC423-5107	Nt	SUS	Bto
	70	DC423-5105	Nt	SUS	
DT1MX	71	DC423-5107	Nt	SUS	Bto
	72	DC423-5013	Nt	SUS	Bto
DT2MX	72	DC423-5107	Nt	SUS	Bto
RT1	70	DC423-5107	Nt	SUS	Bto
RT1(RT360)	71-72	DC423-5107	Nt	SUS	Bto
RT1M	70	DC423-5107	Nt	SUS	Bto
RT1MX	71	DC423-5107	Nt	SUS	Bto

#18Inch Conversion

WHEEL



BRAKE HOSE



BRAKE DISC



Nt	Narrow thread	SUS	Stainless Nipples
Bto	Built-to-order	STL	Steel Nipples
		AL	Aluminum Nipples

KAWASAKI

FRONT

Bike	Year	Part #	Nt	Nipple	Bto	Bike	Year	Part #	Nt	Nipple	Bto	
KX65	00-23	DC421-1006		SUS	Bto	KLX250SR	93-94	DC421-1107		SUS		
KX65	86-97	DC421-1014		SUS	Bto		95-97	DC421-1237		SUS		
KX80	98-00	DC421-1015		SUS	Bto	KLX250ES	94-97	DC421-1237		SUS		
KX85	01-23	DC421-1015		SUS	Bto	KLX250	98-20	DC421-1237		SUS		
KX80 2	87-97	DC421-1020		SUS	Bto	(USA)	06-09	DC421-1237		SUS		
KX85 2	98-00	DC421-1022		SUS	Bto	KLX250SF						
KX100	01-22	DC421-1022		SUS	Bto	(USA)	09	DC421-1286		SUS		
KX112	95-97	DC421-1020		SUS	Bto	KLX300R	96-07	DC421-1107		SUS		
	98-21	DC421-1022		SUS	Bto	KLX450R	08-20	DC421-1052		AL		
	22-23	DC421-1022		SUS	Bto	KLX650R	93-96	DC421-1107		SUS		
	74-77	DC421-1031		SUS	Bto	D-Tracker125	10-16	DC421-1281		SUS	Bto	
	78-79	DC421-1034		SUS	Bto	D-Tracker	98-07	DC421-1286		SUS		
	80-81	DC421-1036		SUS	Bto	D-TrackerX	08-16	DC421-1286		SUS		
	82	DC421-1038		SUS	Bto	F7(175TR)	71-75	DC421-1085		SUS	Bto	
	83	DC421-1039		SUS	Bto	F8Bison250TR	71-72	DC421-1088		SUS	Bto	
	84	DC421-1041		SUS	Bto	250TR	73-76	DC421-1089		Nt	SUS	Bto
	85	DC421-1043		SUS	Bto	BisonF11	02-14	DC421-1275		SUS	Bto	
	86-88	DC421-1045		SUS	Bto	250TR	02-14	DC421-1275		SUS	Bto	
	89-98	DC421-1047		SUS	Bto	350Trighone F5	72	DC421-1093		Nt	SUS	Bto
	99-05	DC421-1049		AL		350Trighone F9	73	DC421-1093		Nt	SUS	Bto
	06-08	DC421-1052		AL		KT250	75-76	DC421-1031		SUS	Bto	
	74	DC421-1032		SUS	Bto	Superherpa	97-08	DC421-1239		SUS		
	80-81	DC421-1037		SUS	Bto	KL250						
	82	DC421-1038		SUS	Bto	Vrsys-x250						
	83	DC421-1039		SUS	Bto	ABS/Tourer	17-22	DC421-1295		SUS	Bto	
	84	DC421-1041		SUS	Bto	250A1/S/SS/						
	85	DC421-1043		SUS	Bto	Special	66-71	DC421-2125		SUS	Bto	
	86-88	DC421-1045		SUS	Bto	250SS	72-75	DC421-2125		SUS	Bto	
	89-98	DC421-1047		SUS	Bto	350A7/SS/						
	99-04	DC421-1049		AL		Avenger/	67-71	DC421-2125		SUS	Bto	
	05	DC421-1051		AL	Bto	Special						
	06-08	DC421-1052		AL		350SS(Drum)	71-72	DC421-2125		SUS	Bto	
	80-82	DC421-1037		SUS	Bto	350SS(Disk)	73	DC421-2142		Nt	SUS	Bto
	83	DC421-1039		SUS	Bto	400SS	74-75	DC421-2142		Nt	SUS	Bto
	84	DC421-1041		SUS	Bto	500SS(Drum)	69-71	DC421-2145		SUS	Bto	
	85	DC421-1043		SUS	Bto	500SS(Disk)	72-75	DC421-2147		Nt	SUS	Bto
	86-88	DC421-1045		SUS	Bto	750SS	71-73	DC421-2147		Nt	SUS	Bto
	89-04	DC421-1047		SUS	Bto	750H2	74	DC421-2147		Nt	SUS	Bto
	05	DC421-1051		AL	Bto	KH400	76-82	DC421-2142		Nt	SUS	Bto
	06-18	DC421-1052		AL	Bto	KH500	76	DC421-2155		Nt	SUS	Bto
	19-23	DC421-1052		AL	Bto	650W2SS/						
	20-23	DC421-1052		AL	Bto	W2T	68-69	DC421-2151		SUS	Bto	
	75-79	DC421-1031		SUS	Bto	650W1S/SA	70-71	DC421-2151		SUS	Bto	
	80-82	DC421-1036		SUS	Bto	400RS	74-75	DC421-2142		Nt	SUS	Bto
	83	DC421-1039		SUS	Bto	650RS (W3)	73-74	DC421-2142		Nt	SUS	Bto
	84	DC421-1041		SUS	Bto	750RS	74-75	DC421-2147		Nt	SUS	Bto
	85	DC421-1043		SUS	Bto	Z750TWIN	76	DC421-2155		Nt	SUS	Bto
	86-88	DC421-1045		SUS	Bto	Z200	77-79	DC421-2120		SUS	Bto	
	89-01	DC421-1102		SUS	Bto	Z400	76-79	DC421-2142		Nt	SUS	Bto
	02	DC421-1103		SUS	Bto	Z650FOUR	76-77	DC421-2155		Nt	SUS	Bto
	03	DC421-1104		SUS	Bto	Z850	78-79	DC421-2155		Nt	SUS	Bto
	04	DC421-1105		SUS	Bto	Z750FOUR	76-79	DC421-2155		Nt	SUS	Bto
	05	DC421-1106		SUS	Bto	900SUPER4	72-73	DC421-2147		Nt	SUS	Bto
	06	DC421-1107		SUS	Bto	900Z1	74-75	DC421-2147		Nt	SUS	Bto
	07	DC421-1108		SUS	Bto	KZ1000	77	DC421-2155		Nt	SUS	Bto
	08	DC421-1109		SUS	Bto	Z1000	78-79	DC421-2155		Nt	SUS	Bto
	09	DC421-1110		SUS	Bto	ESTRELLA	92-16	DC421-2130		SUS	Bto	
	10	DC421-1111		SUS	Bto	ESTRELLA						
	11	DC421-1112		SUS	Bto	RS/RS LE	95-06	DC421-2130		SUS	Bto	
	12	DC421-1113		SUS	Bto	ESTRELLA	96-06	DC421-2132		SUS	Bto	
	13	DC421-1114		SUS	Bto	CUSTOM						
	14	DC421-1115		SUS	Bto	ESTRELLA RS						
	15	DC421-1116		SUS	Bto	CUSTOM						
	16	DC421-1117		SUS	Bto	W400	06-08	DC421-2149		SUS	Bto	
	17	DC421-1118		SUS	Bto	W650	99-08	DC421-2149		SUS	Bto	
	18	DC421-1119		SUS	Bto	W800	11-16	DC421-2149		SUS	Bto	
	19	DC421-1120		SUS	Bto	ZEPHYR						
	20	DC421-1121		SUS	Bto	750RS	96-03	DC421-2158		SUS	Bto	
	21	DC421-1122		SUS	Bto	ZEPHYR						
	22	DC421-1123		SUS	Bto	1100RS	96-03	DC421-2161		SUS	Bto	
	23	DC421-1124		SUS	Bto							
	24	DC421-1125		SUS	Bto							
	25	DC421-1126		SUS	Bto							
	26	DC421-1127		SUS	Bto							
	27	DC421-1128		SUS	Bto							
	28	DC421-1129		SUS	Bto							
	29	DC421-1130		SUS	Bto							
	30	DC421-1131		SUS	Bto							
	31	DC421-1132		SUS	Bto							
	32	DC421-1133		SUS	Bto							
	33	DC421-1134		SUS	Bto							
	34	DC421-1135		SUS	Bto							
	35	DC421-1136		SUS	Bto							
	36	DC421-1137		SUS	Bto							
	37	DC421-1138		SUS	Bto							
	38	DC421-1139		SUS	Bto							
	39	DC421-1140		SUS	Bto							
	40	DC421-1141		SUS	Bto							
	41	DC421-1142		SUS	Bto							
	42	DC421-1143		SUS	Bto							
	43	DC421-1144		SUS	Bto							
	44	DC421-1145		SUS	Bto							
	45	DC421-1146		SUS	Bto							
	46	DC421-1147		SUS	Bto							
	47	DC421-1148		SUS	Bto							
	48	DC421-1149		SUS	Bto							
	49	DC421-1150		SUS	Bto							
	50	DC421-1151		SUS	Bto							
	51	DC421-1152		SUS	Bto							
	52	DC421-1153		SUS	Bto							
	53	DC421-1154		SUS	Bto							
	54	DC421-1155		SUS	Bto							
	55	DC421-1156		SUS	Bto							
	56	DC421-1157		SUS	Bto							
	57	DC421-1158		SUS	Bto							
	58	DC421-1159		SUS	Bto							
	59	DC421-1160		SUS	Bto							
	60	DC421-1161		SUS	Bto							
	61	DC421-1162		SUS	Bto							
	62	DC421-1163		SUS	Bto							
	63	DC421-1164		SUS	Bto							
	64	DC421-1165		SUS	Bto							
	65	DC421-1166		SUS	Bto							
	66	DC421-1167		SUS	Bto							
	67	DC421-1168		SUS	Bto							
	68	DC421-1169		SUS	Bto							
	69	DC421-1170		SUS	Bto							
	70	DC421-1171		SUS	Bto							
	71	DC421-1172		SUS	Bto							
	72	DC421-1173		SUS	Bto							
	73	DC421-1174		SUS	Bto							
	74	DC421-1175		SUS	Bto							
	75	DC421-1176		SUS	Bto							
	76	DC421-1177		SUS	Bto							
	77	DC421-1178		SUS	Bto							
	78	DC421-1179		SUS	Bto							
	79	DC421-1180		SUS	Bto							
	80	DC421-1181		SUS	Bto							
	81	DC421-1182		SUS	Bto							
	82	DC421-1183		SUS	Bto							
	83	DC421-1184		SUS	Bto							
	84	DC421-1185		SUS	Bto							
	85	DC421-1186		SUS	Bto							
	86	DC421-1187		SUS	Bto							
	87	DC421-1188		SUS	Bto							
	88	DC421-1189		SUS	Bto							
	89	DC421-1190		SUS	Bto							
	90	DC421-1191		SUS	Bto							
	91	DC421-1192		SUS	Bto							
	92	DC421-1193		SUS	Bto							
	93	DC421-1194		SUS	Bto							
	94	DC421-1195		SUS	Bto							
	95	DC421-1196		SUS	Bto							
	96	DC421-1197		SUS	Bto							
	97	DC421-1198		SUS	Bto							
	98	DC421-1199		SUS	Bto							
	99	DC421-1200		SUS	Bto							

SUZUKI

- Nt Narrow thread
- SUS Stainless Nipples
- Bto Built-to-order
- STL Steel Nipples
- AL Aluminum Nipples

FRONT						REAR					
Bike	Year	Part #	Nt	Nipple	Bto	Bike	Year	Part #	Nt	Nipple	Bto
RM80	82-85	DC422-1014	SUS	SUS	Bto	SX200R	85-91	DC422-1130	SUS	SUS	Bto
RM85	86-01	DC422-1015	SUS	SUS	Bto	RA125	84-88	DC422-1108	SUS	SUS	Bto
RM80L	02-03	DC422-1016	SUS	SUS	Bto	RH250	84-88	DC422-1037	SUS	SUS	Bto
RM85L	04-21	DC422-1017	SUS	SUS	Bto	RMX250R(JP)	93-98	DC422-1035	AL	AL	Bto
	95-01	DC422-1016	SUS	SUS	Bto	RMX250R(US)	89-98	DC422-1035	AL	AL	Bto
	02-03	DC422-1016	SUS	SUS	Bto	RMX250S	92-98	DC422-1037	SUS	SUS	Bto
	04-21	DC422-1018	SUS	SUS	Bto	DF200E	97	DC422-1130	SUS	SUS	Bto
	75-76	DC422-1023	SUS	SUS	Bto	DF200SE	96-09	DC422-1130	SUS	SUS	Bto
	77	DC422-1024	Nt	SUS	Bto	DJEBEL125SE	93-00	DC422-1130	SUS	SUS	Bto
	78	DC422-1025	Nt	SUS	Bto	DJEBEL200SE	94-06	DC422-1130	SUS	SUS	Bto
RM125	79-80	DC422-1026	Nt	SUS	Bto	DJEBEL	95-05	DC422-1035	AL	AL	Bto
	81-84	DC422-1030	SUS	SUS	Bto	DR250R					
	86-96	DC422-1035	AL	AL	Bto	DR125(US)	86-88	DC422-1130	SUS	SUS	Bto
	97-00	DC422-1036	AL	Bto	Bto	DR200(US)	86-88	DC422-1130	SUS	SUS	Bto
TM250	01-08	DC422-1035	AL	AL	Bto	DR250S	82	DC422-1133	SUS	SUS	Bto
	72-75	DC422-1023	SUS	SUS	Bto	DR250SH	90-94	DC422-1109	SUS	SUS	Bto
	76	DC422-1023	SUS	SUS	Bto	DR250SHE	91-92	DC422-1109	SUS	SUS	Bto
	77	DC422-1024	Nt	SUS	Bto	DR250SE	90-95	DC422-1109	SUS	SUS	Bto
	78	DC422-1025	Nt	SUS	Bto	DR250R	95-00	DC422-1035	AL	AL	Bto
	79	DC422-1027	SUS	SUS	Bto	DR250(US)	85	DC422-1037	SUS	SUS	Bto
RM250	80	DC422-1028	Nt	SUS	Bto	DR350S	90-99	DC422-1109	SUS	SUS	Bto
	81-82	DC422-1031	SUS	SUS	Bto	DR350SE	90-99	DC422-1109	SUS	SUS	Bto
	83-84	DC422-1030	SUS	SUS	Bto	DR650S	90-91	DC422-1109	SUS	SUS	Bto
	86-96	DC422-1035	AL	AL	Bto	DR650SE	92-19	DC422-1038	SUS	SUS	Bto
	97-00	DC422-1036	AL	Bto	Bto	DRZ250	01-07	DC422-1035	AL	AL	Bto
RM370	01-08	DC422-1035	AL	AL	Bto	DRZ400	00-04	DC422-1036	AL	AL	Bto
TM400	76-77	DC422-1023	SUS	SUS	Bto	DRZ400E	00-07	DC422-1036	AL	AL	Bto
	78	DC422-1025	Nt	SUS	Bto	DRZ400S	00-08	DC422-1137	AL	AL	Bto
RM400	79	DC422-1027	Nt	SUS	Bto	DRZ400SM	05-08	DC422-1206	AL	AL	Bto
	80	DC422-1028	Nt	SUS	Bto	DRZ400SM	05-21	DC422-1206	AL	AL	Bto
RM465	81-82	DC422-1031	SUS	SUS	Bto	250SB	02-06	DC422-1205	SUS	SUS	Bto
RM500	83-84	DC422-1030	SUS	SUS	Bto	Grasstracker					
RMZ250	04-06	DC422-1051	AL	Bto	TU250G	00-16	DC422-1311	SUS	SUS	Bto	
RMZ450	07-22	DC422-1042	AL	AL	Grasstracker						
RMX450Z	05-22	DC422-1042	AL	AL	Bigboy						
DRZ125L	10-19	DC422-1042	AL	AL	TU250GB	01-16	DC422-1312	SUS	SUS	Bto	
	03	DC422-1122	SUS	Bto	VANVAN						
	04-09	DC422-1124	SUS	Bto	RV200	02-16	DC422-1300	SUS	SUS	Bto	
TS125R	89	DC422-1037	SUS	Bto	T20	65-69	DC422-2111	SUS	SUS	Bto	
TS200R	90-97	DC422-1037	SUS	Bto	T250	66-72	DC422-2111	SUS	SUS	Bto	
	89	DC422-1037	SUS	Bto	T350	69-72	DC422-2111	SUS	SUS	Bto	
	90-96	DC422-1037	SUS	Bto	T500	68-75	DC422-2121	SUS	SUS	Bto	
	69-70	DC422-1095	SUS	Bto	GT250(Disk)	72-77	DC422-2112	Nt	SUS	Bto	
TS250	71-73	DC422-1096	SUS	Bto	GT380(Drum)	72	DC422-2122	SUS	SUS	Bto	
	74-76	DC422-1097	SUS	Bto	GT380(Disk)	73-78	DC422-2123	Nt	SUS	Bto	
	77-83	DC422-1098	SUS	Bto	GT500(Drum)	71-75	DC422-2121	SUS	SUS	Bto	
	72-73	DC422-1096	SUS	Bto	GT500(Disk)	76-77	DC422-2123	Nt	SUS	Bto	
TS400	74-77	DC422-1097	SUS	Bto	GT550(Disk)	72-77	DC422-2123	Nt	SUS	Bto	
SP125	82-88	DC422-1130	SUS	Bto	GT750(Drum)	71	DC422-2124	Nt	SUS	Bto	
SP200	86-88	DC422-1130	SUS	Bto	GT750(Disk)	72-77	DC422-2123	Nt	SUS	Bto	
SP250	82-84	DC422-1133	SUS	Bto	RE5	74-76	DC422-2123	Nt	SUS	Bto	
	85	DC422-1037	SUS	Bto	GS250	80-81	DC422-2112	Nt	SUS	Bto	
SP370	78	DC422-1098	SUS	Bto	GS400	76-78	DC422-2112	Nt	SUS	Bto	
SP400	80	DC422-1098	SUS	Bto	GS500	77-79	DC422-2123	Nt	SUS	Bto	
SP500	81-84	DC422-1028	Nt	SUS	GS750	76-79	DC422-2123	Nt	SUS	Bto	
SP600	85	DC422-1037	SUS	Bto	VOLTY	94-04	DC422-2115	Nt	SUS	Bto	
SX125R	85-91	DC422-1130	SUS	Bto	ST250/E	07-15	DC422-2116	Nt	SUS	Bto	

FRONT						REAR					
Bike	Year	Part #	Nt	Nipple	Bto	Bike	Year	Part #	Nt	Nipple	Bto
RM80	82-89	DC422-5008	SUS	SUS	Bto	SP200	86-88	DC422-5121	SUS	SUS	Bto
	90	DC422-5009	SUS	SUS	Bto	SP250	82-85	DC422-5131	SUS	SUS	Bto
RM85	91-01	DC422-5010	SUS	SUS	Bto	SP370	78	DC422-5025	SUS	SUS	Bto
RM80L	02-03	DC422-5011	SUS	SUS	Bto	SP400	80	DC422-5025	SUS	SUS	Bto
RM85L	04-21	DC422-5012	SUS	SUS	Bto	SX125R	85-91	DC422-5121	SUS	SUS	Bto
TM100	95-01	DC422-5011	SUS	SUS	Bto	SX200R	85-91	DC422-5121	SUS	SUS	Bto
	02-03	DC422-5011	SUS	SUS	Bto	RA125	84-88	DC422-5084	SUS	SUS	Bto
RM100(US)	04-21	DC422-5013	SUS	SUS	Bto	RH250	84-88	DC422-5095	SUS	SUS	Bto
	76-77	DC422-5020	SUS	SUS	Bto	RMX250R(JP)	93-98	DC422-5042	AL	AL	Bto
	78	DC422-5028	SUS	SUS	Bto	RMX250R(US)	89-98	DC422-5042	AL	AL	Bto
TM125	79-80	DC422-5029	Nt	SUS	Bto	RMX250S	92-98	DC422-5097	SUS	SUS	Bto
	73-75	DC422-5020	SUS	SUS	Bto	DF200E	97-99	DC422-5122	SUS	SUS	Bto
	76-77	DC422-5024	SUS	SUS	Bto	DJEBEL125SE	93-00	DC422-5122	SUS	SUS	Bto
	78	DC422-5028	SUS	SUS	Bto	DJEBEL200SE	94-06	DC422-5122	SUS	SUS	Bto
RM125	79-80	DC422-5029	Nt	SUS	Bto	DJEBEL250SEP	93	DC422-5133	SUS	SUS	Bto
	81-85	DC422-5035	SUS	SUS	Bto	DJEBEL	95-05	DC422-5135	AL	AL	Bto
	86-87	DC422-5039	AL	AL	Bto	DR250R					
	88	DC422-5042	AL	AL	Bto	DR125S	82-84	DC422-5120	SUS	SUS	Bto
	89	DC422-5043	Nt	AL	Bto	DR125(US)	86-88	DC422-5121	SUS	SUS	Bto
RM125 #	90-08	DC422-5044	AL	AL	Bto	DR200SE	96-09	DC422-5122	SUS	SUS	Bto
	90-08	DC422-5042	AL	AL	Bto	DR200(US)	86-88	DC422-5121	SUS	SUS	Bto
TM250	72-73	DC422-5023	SUS	Bto	DR250S	82	DC422-5131	SUS	SUS	Bto	
	74-75	DC422-5025	SUS	Bto	DR250SH	90-91	DC422-5133	SUS	SUS	Bto	
	76-78	DC422-5027	Nt	SUS	DR250SE	91-92	DC422-5133	SUS	SUS	Bto	
	79	DC422-5033	Nt	SUS	DR250R	95-00	DC422-5135	AL	AL	Bto	
	80	DC422-5033	Nt	SUS	DR250(US)	85	DC422-5131	SUS	SUS	Bto	
RM250	81-83	DC422-5035	SUS	Bto	DR350S	90-93	DC422-5133	SUS	SUS	Bto	
	84-85	DC422-5037	SUS	Bto	DR350SE	90-95	DC422-5133	SUS	SUS	Bto	
	86	DC422-5040	AL	AL	DR350E	96-99	DC422-5086	SUS	SUS	Bto	
	88-89	DC422-5042	AL	AL	DR650S	90-91	DC422-5150	SUS	SUS	Bto	
RM250 #	90-08	DC422-5042	AL	AL	DR650SE	92-95	DC422-5150	SUS	SUS	Bto	
RM370	76-77	DC422-5027	Nt	SUS	DRZ250	01-07	DC422-5135	AL	AL	Bto	
TM400	71-75	DC422-5025	SUS	Bto	DRZ400	00-04	DC422-5046	AL	AL	Bto	
RM400	78	DC422-5027	Nt	SUS	DRZ400E	00-07	DC422-5046	AL	AL	Bto	
RMZ250	04-06	DC422-5052	AL	AL	DRZ400S	00-03	DC422-5046	AL	AL	Bto	
RMZ250 #	07-22	DC422-5053	AL	AL	DRZ400(US)	04-08	DC422-5142	AL	AL	Bto	
RMZ450	05-22	DC422-5053	AL	AL	DRZ400SM	00-21	DC422-5046	AL	AL	Bto	
RMZ450 #	05-22	DC422-5065	AL	AL	250SB	05-08	DC422-5144	AL	AL	Bto	
RMX450Z	10-19	DC422-5065	AL	AL	250SB	02-06	DC422-5201	SUS	SUS	Bto	
TC100	73-74	DC422-5081	SUS	Bto	Grasstracker						
	75-77	DC422-5083	SUS	Bto	TU250G	00-16	DC422-5311	SUS	SUS	Bto	
TC125	72-74	DC422-5081	SUS	Bto	Grasstracker						
	75-77	DC422-5083	SUS	Bto	Bigboy						
TC185	74	DC422-5081	SUS	Bto	TU250GB	01-16	DC422-5312	SUS	SUS	Bto	
TS90	75-77	DC422-5083	SUS	Bto	RL250	74-75	DC422-5220	SUS	Bto	Bto	
TS100	72-73	DC422-5081	SUS	Bto	VANVAN						
	75-77	DC422-5083	SUS	Bto	RV200	02-16	DC422-5300	SUS	SUS	Bto	
TS100(US)	73-79	DC422-5083	SUS	Bto	T20	65-69	DC422-6112	SUS	SUS	Bto	
	80-81	DC422-5083	SUS	Bto	T250	66-72	DC422-6112	SUS	SUS	Bto	
TS125	70-72	DC422-5081	SUS	Bto	T350	69-72	DC422-6112	SUS	SUS	Bto	
	73-79	DC422-5083	SUS	Bto	T500	68-75	DC422-6112	SUS	SUS	Bto	
	80-81	DC422-5082	SUS	Bto	GT250	72-77	DC422-6112	SUS	SUS	Bto	
TS125(US)	80-81	DC422-5083	SUS	Bto	GT350	71	DC422-6112	SUS	SUS	Bto	
TS125R	89-97	DC422-5086	SUS	Bto	GT380	72-78	DC422-6112	SUS	SUS	Bto	
	71-74	DC422-5081	SUS	Bto	GT500	71-77	DC422-6112	SUS	SUS	Bto	
TS185	75-81	DC422-5083	SUS	Bto	GT550	72-77	DC422-6125	Nt	SUS	Bto	
	89-96	DC422-5086	SUS	Bto	GT						



**Z-WHEEL
BRAKE HOSE**

- PTFE inner brake hose covered by stainless mesh provides better stopping power and sensitive control.
- PVC red and blue color brake hose cover protects stainless mesh from rock and mud.
- Chrome plate coated brake banjo. Nut fitting design provides flexible brake hose installation.

Bike	Year	FRONT		REAR		
		C-Black	Blue	C-Black	Blue	Red
HONDA						
CR125/250	02-07	W61-12011	W61-12012	W61-25051	W61-25052	-
	04-17	W61-12011	W61-12012	W61-25051	W61-25052	-
CRF250R	18-19	W61-12011	W61-12012	W61-25071	-	W61-25073
	20-23	W61-12011	W61-12012	W61-25051	W61-25052	-
	02-16	W61-12011	W61-12012	W61-25051	W61-25052	-
	17-18	W61-12011	W61-12012	-	-	W61-25073
CRF450R	19-22	W61-12011	W61-12012	W61-25051	W61-25052	-
	23	W61-12011	W61-12012	-	-	-
	19	W61-12011	W61-12012	W61-25071	-	W61-25073
CRF250RX	20-23	W61-12011	W61-12012	W61-25051	W61-25052	-
CRF450RX	17-18	W61-12011	W61-12012	W61-25071	-	W61-25073
CRF450R	19-22	W61-12011	W61-12012	W61-25051	W61-25052	-
CRF450RX	23	W61-12011	W61-12012	-	-	-
CRF450L	19-20	-	-	W61-25071	-	W61-25073
CRF450RL	21-23	-	-	W61-25071	-	W61-25073
CRF250X	04-05	-	-	W61-25051	W61-25052	-
	06	-	-	W61-25051	W61-25052	-
	07-17	-	-	W61-25051	W61-25052	-
	05-07	-	-	W61-25051	W61-25052	-
CRF450X	08-17	-	-	W61-25051	W61-25052	-
	19-23	-	-	W61-25071	-	W61-25073
CRF250L #	12-20	-	-	W61-25051	W61-25052	-
CRF250M	13-19	W61-14511	-	W61-25051	W61-25052	-
CRF250RALLY #	17-20	-	-	W61-25051	W61-25052	-
	95-96	-	-	W61-25061	-	W61-25063
	00-02	-	-	W61-25061	-	W61-25063
XR250	03-07	-	-	W61-25061	-	W61-25063
YAMAHA						
	05-07	-	-	W61-25011	-	-
YZ125/250	08-21	W61-12011	W61-12012	W61-25011	-	-
	22-23	W61-12011	W61-12012	-	-	-
YZ250F	08-20	W61-12011	W61-12012	W61-25011	-	-
	21-23	W61-12011	W61-12012	-	-	-
YZ450F	08-19	W61-12011	W61-12012	W61-25011	-	-
	20-22	W61-12011	W61-12012	-	-	-
YZ125X	17-22	W61-12011	W61-12012	W61-25011	-	-
	23	W61-12011	W61-12012	-	-	-
YZ250X	16-22	W61-12011	W61-12012	W61-25011	-	-
	23	W61-12011	W61-12012	-	-	-
YZ250FX	15-21	W61-12011	W61-12012	W61-25011	-	-
	22-23	W61-12011	W61-12012	-	-	-
YZ450FX	16-20	W61-12011	W61-12012	W61-25011	-	-
	21-23	W61-12011	W61-12012	-	-	-
WR250F	07-23	-	-	W61-25011	-	-
WR450F	07-11	-	-	W61-25011	-	-
	16-23	-	-	W61-25011	-	-
WR250R	08-20	-	-	W61-25011	-	-
TRICKER	04-18	-	-	W61-25031	-	-
SEROW250/XT250	05-20	-	-	W61-25031	-	-
WR250X	08-17	-	-	W61-25011	-	-
XT250X	06-17	-	-	W61-25031	-	-
KAWASAKI						
KX125/250	04-08	W61-12021	W61-12022	-	-	-
	04-05	W61-12021	W61-12022	-	-	-
KX250F	06	-	-	W61-25021	W61-25022	W61-25023
	07-18	W61-12021	W61-12022	W61-25021	W61-25022	W61-25023
KX250	19-20	W61-12021	W61-12022	W61-25021	W61-25022	W61-25023
	21-23	W61-12021	W61-12022	W61-25021	W61-25022	W61-25023
KX250X	21-23	W61-12021	W61-12022	W61-25021	W61-25022	W61-25023
KX450F	07-09	W61-12021	W61-12022	-	-	-
	10-18	W61-12021	W61-12022	W61-25021	W61-25022	W61-25023
KX450	19-23	W61-12021	W61-12022	W61-25021	W61-25022	W61-25023
KX450X	21-23	W61-12021	W61-12022	W61-25021	W61-25022	W61-25023
KDX220SR	94-99	-	-	W61-25051	W61-25052	-
KDX125SR	90-99	-	-	W61-25051	W61-25052	-
KLX250	98-07	-	-	-	W61-25042	-
	08-20	-	-	-	W61-25042	-
D-TRACKER	98-07	-	-	-	W61-25042	-
D-TRACKER X	08-16	-	-	-	W61-25042	-
KLX300	21-23	-	-	-	W61-25042	-
KLX300SM	21-23	-	-	-	W61-25042	-
KLX125	10-16	-	-	-	-	-
KLX150BF	16	-	-	-	W61-25042	-
SUZUKI						
RM125/250	04-08	W61-12021	W61-12022	-	-	-
	04-06	W61-12021	W61-12022	-	-	-
RMZ250	09-15	W61-12021	W61-12022	W61-25021	W61-25022	W61-25023
	16-22	W61-12021	W61-12022	-	-	-
RMZ450	08-15	W61-12021	W61-12022	W61-25021	W61-25022	W61-25023
	16-22	W61-12021	W61-12022	-	-	-
RMX450Z	10-19	-	-	W61-25021	W61-25022	W61-25023
RMX250S	96-98	-	-	W61-26011	-	-
DRZ400S	00-08	-	-	W61-26011	-	-
DRZ400E	00-07	-	-	W61-26011	-	-
DRZ400SM	05-21	-	-	W61-25061	-	W61-25063

ABS not available



Z-WHEEL

WHEEL



BRAKE HOSE



BRAKE DISC






Z-WHEEL

ZIGRAM ROTOR

- Standard sized brake rotor developed for use under extreme conditions with off road riding.
- Thick design for improved strength.
- Made of high carbon stainless steel (SUS420) for better brake feel and corrosion resistance.
- Standard type is a light weight design with holes placed based on strength analysis.
- Mud type has a solid design to keep the mud away from the rotor and prevent frictional wear of brake pads in a muddy race.

STD ROTOR



MUD ROTOR



Bike	Year	Rear		
		Front STD	STD	MUD
CR125R	95-01	W51-10025	-	-
	02-07	W51-10025	W51-20026	W51-22026
	92-94	W51-10024	-	-
CR250R	95-01	W51-10025	-	-
	02-07	W51-10025	W51-20026	W51-22026
CR500R	92-94	W51-10024	-	-
CRF250R	04-14	W51-10025	W51-20026	W51-22026
	15-23	W51-10026	W51-20026	W51-22026
CRF450R	02-14	W51-10025	W51-20026	W51-22026
	15-23	W51-10026	W51-20026	W51-22026
CRF250RX	19-23	W51-10026	W51-20026	W51-22026
CRF450RX	17-23	W51-10026	W51-20026	W51-22026
CRF450L	19-20	W51-10027	W51-20026	W51-22026
CRF450RL	21-23	W51-10027	W51-20026	W51-22026
CRF250X	04-17	W51-10025	W51-20026	W51-22026
CRF450X	05-17	W51-10025	W51-20026	W51-22026
CRF150F/230F	03-17	W51-10024	-	-
CRF250F	19-22	W51-10024*	W51-20033	-
CRM250R/AR	89-90	W51-10024	-	-
	91-99	W51-10024	W51-20033	-
CRF250L	12-21	-	W51-20033	-
CRF250L(S)	21	-	W51-20033	-
CRF250M	13-19	-	W51-20033	-
CRF250RALLY	17-21	-	W51-20033	-
CRF250RALLY(S)	21	-	W51-20033	-
CRF300L	21-22	-	W51-20033	-
CRF300L RALLY	21-22	-	W51-20033	-
SL230	97-01	W51-10024	W51-20033	-
XLR125R/200R	93-97	W51-10024	-	-
XLR250R/BAJA	89-90	W51-10024	-	-
	91-94	W51-10024	W51-20033	-
XR230	05-12	W51-10024	W51-20033	-
XR250/BAJA/MOTARD	95-07	W51-10024	W51-20033	-
XR250R	91-04	W51-10024	W51-20033	-
XR400R	96-04	W51-10024	W51-20033	-
XR600R	91-06	W51-10024	W51-20033	-
XR650R	00-11	W51-10024	-	-
YZ125	01	W51-10326	-	-
	02-16	W51-10326	W51-20326	W51-22326
	17-18	W51-10327	W51-20326	W51-22326
	19-21	W51-10327	W51-20327	-
	22-23	W51-10327	-	-
YZ250	01	W51-10326	-	-
	02-16	W51-10326	W51-20326	W51-22326
	17-18	W51-10327	W51-20326	W51-22326
	19-21	W51-10327	W51-20327	-
	22-23	W51-10327	-	-
YZ250F	01	W51-10326	-	-
	02-15	W51-10326	W51-20326	W51-22326
	16-18	W51-10327	W51-20326	W51-22326
	19-20	W51-10327	W51-20327	-
	21-23	W51-10327	-	-
YZ450F	02	-	W51-20326	W51-22326
	03-15	W51-10326	W51-20326	W51-22326
	16-17	W51-10327	W51-20326	W51-22326
	18-19	W51-10327	W51-20327	-
	20-23	W51-10327	-	-
YZ125X	17-18	W51-10327	W51-20326	W51-22326
	19-22	W51-10327	W51-20327	-
	23	W51-10327	-	-
YZ250X	16	W51-10326	W51-20326	W51-22326
	17-18	W51-10327	W51-20326	W51-22326
	19-22	W51-10327	W51-20327	-
YZ250FX	23	W51-10327	-	-
	15-16	W51-10326	W51-20326	W51-22326
	17-18	W51-10327	W51-20326	W51-22326
	19-21	W51-10327	W51-20327	-
	22-23	W51-10327	-	-
YZ450FX	16-18	W51-10327	W51-20326	W51-22326
	19-20	W51-10327	W51-20327	-
	21-23	W51-10327	-	-
WR250F	02-16	W51-10326	W51-20326	W51-22326
	17-18	W51-10327	W51-20326	W51-22326
	19-21	W51-10327	W51-20327	-
	22-23	-	W51-20327	-
WR450F	02-15	W51-10326	W51-20326	W51-22326
	16-18	W51-10327	W51-20326	W51-22326
	19-20	W51-10327	W51-20327	-
BRONCO	21-23	-	W51-20327	-
SEROW225	97-99	W51-10333	-	-
SEROW250	85-04	W51-10333	W51-20336	-
TRICKER	05-20	W51-10336	W51-20336	-
TW225	04-18	W51-10333	W51-20336	-
WR250R	02-07	W51-10333	-	-
WR250X	07-20	W51-10335	W51-20335	-
XT250	07-17	-	W51-20335	-
XT250X	08-22	W51-10336	W51-20336	-
XTZ125	06-17	W51-10336	W51-20336	-
	03-17	W51-10333	-	-

*Stock 3mm, ZW 3.5mm

Bike	Year	Rear			
		Front STD	STD	MUD	
KX125/250	03-05	-	-	-	
	06-08	W51-10126	W51-20125	W51-22125	
	04-05	-	W51-20125	W51-22125	
KX250F	06-14	W51-10126	W51-20125	W51-22125	
	15-18	-	W51-20125	W51-22125	
KX250	19	-	W51-20125	W51-22125	
	20	-	W51-20126	-	
	21-23	-	W51-20125	W51-22125	
KX250X	21-23	-	W51-20125	W51-22125	
	06-14	W51-10126	W51-20125	W51-22125	
KX450F	15-18	-	W51-20125	W51-22125	
KX450	19-23	-	W51-20126	-	
KX450X	21-23	-	W51-20125	W51-22125	
KLX450R	08-15	W51-10126	W51-20125	W51-22125	
KDX125SR	90-99	W51-10141	W51-20140	-	
KDX200R	95-06	-	W51-20140	-	
KDX200SR	90-93	W51-10141	W51-20140	-	
KDX220R	94-05	W51-10141	W51-20140	-	
KDX220SR	94-99	W51-10141	W51-20140	-	
KDX250R/SR	91	W51-10141	W51-20140	-	
	92-94	-	W51-20140	-	
KLX125,D-TRACKER125	10-16	-	W51-20151	-	
KLX150BF	16	-	W51-20151	-	
KLX150S	09-13	-	W51-20151	-	
KLX230(JPN)	20-21	W51-10152	-	-	
KLX230 ABS	20-21	W51-10152	-	-	
KLX250/SR/ES	93-97	W51-10141	-	-	
	98-07	W51-10141	W51-20140	-	
	08-20	W51-10141	W51-20141	-	
KLX300R	20	-	W51-20141	-	
D-TRACKER	98-07	W51-10141	W51-20140	-	
D-TRACKER X	08-16	-	W51-20141	-	
RM125	88	-	W51-20225	-	
	89-98	W51-10326	W51-20225	-	
	99-05	W51-10326	W51-20226	-	
	06-08	W51-10326	-	-	
	87-88	-	W51-20225	-	
RM250	89-98	W51-10326	W51-20225	-	
	99-05	W51-10326	W51-20226	-	
	06-08	W51-10326	-	-	
RMZ250	04-06	-	W51-20125	W51-22125	
	07-18	W51-10226	W51-20227	W51-22227	
	19-22	W51-10227	W51-20227	W51-22227	
RMZ450	05-17	W51-10226	W51-20227	W51-22227	
	18-22	W51-10227	W51-20227	W51-22227	
	10-17	W51-10226	W51-20227	W51-22227	
	89-98	W51-10326	W51-20225	-	
	92-98	W51-10326	W51-20225	-	
DJEBEL250/XC	96-00	W51-10326	-	-	
DRZ400S/R	00-19	W51-10326	W51-20225	-	
DRZ400SM	05-17	-	W51-20226	-	
DR250R	95-00	W51-10326	-	-	
250SB	02-06	W51-10141	W51-20140	-	
KTM	85SX	21-23	-	W51-20525	W51-22525
	125-450SX/XC	98-23	W51-10525	W51-20525	W51-22525
	125-530EXC/XC-W	98-23	W51-10525	W51-20525	W51-22525
	450SMR	04-14	-	W51-20525	W51-22525
HUSQVINA	22	-	W51-20525	W51-22525	
	TC85	22-23	-	W51-20525	W51-22525
GASGAS	TC/FC/TX/FX125-450	14-23	W51-10525	W51-20525	W51-22525
	TE/FE125-501	14-23	W51-10525	W51-20525	W51-22525
	FS450	15-22	-	W51-20525	W51-22525
GASGAS	EC250	21-23	W51-10525	W51-20525	W51-22525
	EC250F	21-23	W51-10525	W51-20525	W51-22525
	EC300	21-23	W51-10525	W51-20525	W51-22525
	EC350F	21-23	W51-10525	W51-20525	W51-22525
	EX250	22-23	W51-10525	W51-20525	W51-22525
	EX250F	21-23	W51-10525	W51-20525	W51-22525
	EX300	21-23	W51-10525	W51-20525	W51-22525
	EX350F	21-23	W51-10525	W51-20525	W51-22525
	EX450F	21-23	W51-10525	W51-20525	W51-22525
	MC125	21-23	W51-10525	W51-20525	W51-22525
	MC250	22-23	W51-10525	W51-20525	W51-22525
	MC250F	21-23	W51-10525	W51-20525	W51-22525
	MC350F	22-23	W51-10525	W51-20525	W51-22525
	MC450F	21-23	W51-10525	W51-20525	W51-22525
	MC85	21-23	-	W51-20525	W51-22525

WHEEL
BRAKE HOSE
BRAKE DISC



DRC
EX PIPE GUARD 4 ST

- Universal exhaust pipe guard for 4 stroke bikes.
- Protect head pipe from stones and rocks.
- Guard body is made of A 5052 aluminum with titanium anodized finish.
- Easy to install with enclosed stainless pipe bands.
- Fits pipe diameter : 26 mm to 50 mm
- Flexible guard design, applicable on most recent 4 stroke dirt bikes.

Part #	Color
D31-01-110	Ti-Color



DRC
EX PIPE GUARD 2 ST

- Universal exhaust pipe guards for 2 stroke bikes.
- Protect pipe from stones and rocks.
- Guard body is made of A 5052 aluminum with titanium anodized finish.
- Easy to install with enclosed stainless pipe bands.
- Flexible guard design, applicable on most recent 2 stroke dirt bikes.

Part #	Color
D31-01-130	Ti-Color

EXHAUST

CONTROL

TOURING

ELECTRICAL

BODY PARTS

DRIVE

TOOL

TRANSPORT

GARAGE

ACCESSORIES



DRC
HEAT PROTECTOR

- Oval design universal heat protector for 4 stroke exhaust head pipe.
- Made of stainless steel.
- Fits exhaust pipe diameters from 26 mm to 50 mm.
- Comes complete with all mounting hardware needed.

Part #
D31-02-201



Replaced mount kit
Part #
[ZC31-3901](#)



DRC
STAINLESS EXHAUST CLAMP

- Stainless heavy duty exhaust clamp for 4 stroke bikes.
- Made of stainless steel for less corrosion than steel clamps.
- Available in 3 different sizes to fit most exhaust pipes.

Part #	Length
D31-32-360	Diameter 36 - 39 mm
D31-32-400	Diameter 40 - 43 mm
D31-32-440	Diameter 44 - 47 mm



DRC
EXHAUST JOINT GASKET

- Replacement exhaust joint gasket.
- Available for most Japanese dirt bikes.
- The same quality as OEM exhaust joint gasket.

Bike	Year	Part #
HONDA		
CRF150R	07-22	D31-41-010
CRF250R	04-13	D31-41-010
CRF250R(F)	14-19	D31-41-010
CRF250RX(F)	19	D31-41-010
CRF250X	04-17	D31-41-010
CRF450R	09-12	D31-41-020
CRF450R(F)	13-16	D31-41-020
CRF450R	21-23	D31-41-020
CRF450R	19-20	D31-41-010
CRF450RX	21-23	D31-41-020
CRF450L	19-20	D31-41-010
CRF450RL	21-23	D31-41-010
CRF250L/M	12-16	D31-41-060
CRF250L/M/RALLY	17-20	D31-41-650
CRF300L/L RALLY	21	D31-41-030
XL230	02-04	D31-41-010
XR230	05-09	D31-41-030
XR250R	95-00	D31-41-010
XR400R	96-04	D31-41-010
XLR250/BAJA	89-94	D31-41-040
XR250/MOTARD/BAJA	95-07	D31-41-050
XR400MOTARD	05-08	D31-41-050
CRF1000L Africa Twin/DCT	16-19	D31-41-020
CRF1000L	16-19	D31-41-020
Africa Twin Adv Sports/LD		
CRF1000L Africa Twin Adv Sports DCT/ LD DCT	16-19	D31-41-020
CRF1100L Africa Twin/DCT	20-22	D31-41-020
CRF1100L		
Africa Twin Adv Sports/DCT	20-22	D31-41-020
CRF1100L		
Africa Twin Adv Sports ES/DCT	20-22	D31-41-020

Bike	Year	Part #
YAMAHA		
YZ250F	06-13	D31-41-610
YZ450F	04-06	D31-41-610
	07-09	D31-41-620
YZ450F(F)	10-13	D31-41-630
	14-23	D31-41-610
YZ450F(R)	10-13	D31-41-640
YZ450FX(F)	16-23	D31-41-610
WR250F	01-14	D31-41-630
	04-06	D31-41-610
WR450F	07-11	D31-41-630
	12-15	D31-41-610
WR450F(F)	16-23	D31-41-610
WR250R/X	07-20	D31-41-010
Serow225/S/W/WE/250	86-20	D31-41-660
TTR250/RAID	93-07	D31-41-040
XT250X	06-18	D31-41-660
TRICKER	04-18	D31-41-660
TW200/E/225E	91-08	D31-41-660
KAWASAKI		
KX250F	09-18	D31-41-210
KX250	19-23	D31-41-210
KX250X	21-23	D31-41-210
KX450F	06-11	D31-41-220
	12-18	D31-41-210
KLX125,D-TRACKER125	10-16	D31-41-230
KLX150S	09-13	D31-41-230
KLX230	20-22	D31-41-250
KLX230S/ABS	22	D31-41-250
KLX230R	20-23	D31-41-250
KLX230R S	21-23	D31-41-250
KLX230SE	22	D31-41-250
KLX300	21-23	D31-41-250
KLX300R	20-22	D31-41-250
KLX250/ES/SR/D-TRACKER	93-99	D31-41-240
KLX250/D-TRACKER	00-16	D31-41-250
SUZUKI		
RMZ250	07-09	D31-41-410
	10-18	D31-41-420
	19-22	D31-41-430
RMZ450	08-22	D31-41-430
DRZ400S/SM	00-21	D31-41-010
250SB	02-06	D31-41-250



DRC
PRO EXHAUST SPRING

- Quality replacement spring for your exhaust.
- One end of the spring swivels for a perfect fit.
- Available in 4 different lengths.
- Galvanized to prevent corrosion.
- 4 springs per pack.

Part #	Length
D31-31-157	57 mm (2.28 ")
D31-31-175	75 mm (3 ")
D31-31-183	83 mm (3.32 ")
D31-31-190	90 mm (3.6 ")



DRC
STANDARD EXHAUST SPRING

- Replacement exhaust springs.
- Available in 4 lengths.
- Galvanized to prevent corrosion.
- 5 springs per pack.

Part #	Length
D31-31-057	57 mm (2.28 ")
D31-31-075	75 mm (3 ")
D31-31-083	83 mm (3.32 ")
D31-31-090	90 mm (3.6 ")



DRC
SILENCER REPACK KIT

- Silencer re-pack kit for all silencers.
- For both 2 strokes and 4 strokes.
- Size : 55 x 33 cm t = 12 mm
- Heat proof to 770 °C

Part #
D31-21-120



DRC
HEAT SHIELD

- Protects plastic side panels, gas tank, radiator hoses, etc. from heat damage from exhaust or other hot parts.
- Flexible, cut to fit.
- Adhesive on one side and aluminum shielding on the other.

Part #	Size	Thickness
D31-03-112	250 mm x 245 mm (10 " x 9.8 ")	0.35 mm



DRC
SILENCER PLUG

- Double soft rubber ribs provides an excellent fit to keep water, bugs and dirt out of your exhaust system.
- Available in 2 different sizes, Black and Red handle colors.

S size (Exhaust opening size from 15 mm to 30 mm)		L size (Exhaust opening size from 30 mm to 50 mm)	
Part #	Color	Part #	Color
D31-14-302	Black	D31-14-402	Black
D31-14-304	Red	D31-14-404	Red



DRG
STOCK REPLACEMENT LEVER

- Stock replacement brake and clutch levers.
- Available in standard and short length.
- MX, ED and dual sports models available.
- Sold Separately.



EXHAUST

CONTROL

TOURING

ELECTRICAL

BODY PARTS

DRIVE

TOOL

TRANSPORT

GARAGE

ACCESSORIES

Bike	Year	Clutch		Brake	
		STD	SHORT	STD	SHORT
HONDA					
CR80R/CR85R	83-97	D40-01-102	D40-03-102	-	-
	98-07	D40-01-102	D40-03-102	D40-11-002	-
	86-91	D40-01-102	D40-03-102	-	-
CR125R	92-03	D40-01-102	D40-03-102	D40-11-002	-
	04-07	D40-01-101	-	D40-11-002	-
CR250R	83-91	D40-01-102	D40-03-102	-	-
	92-03	D40-01-102	D40-03-102	D40-11-002	-
	04-07	D40-01-101	-	D40-11-002	-
CRF150R	07-22	D40-01-102	D40-03-102	D40-11-002	-
CRF250R	04-06	D40-01-101	-	D40-11-002	-
	07-23	D40-01-101	-	D40-11-005	-
	02-03	D40-01-102	D40-03-102	D40-11-002	-
CRF450R	04-06	D40-01-101	-	D40-11-002	-
	07-20	D40-01-101	-	D40-11-005	-
	21-23	-	-	D40-11-005	-
CRF250RX	19-23	D40-01-101	-	D40-11-005	-
CRF450RX	17-20	D40-01-101	-	D40-11-005	-
	21-23	-	-	D40-11-005	-
CRF450L	19-20	D40-01-101	-	-	-
CRF450RL	21-23	D40-01-101	-	-	-
CRF250X	04-17	D40-01-101	-	D40-11-002	-
CRF450X	05-17	D40-01-101	-	D40-11-002	-
	19-23	D40-01-101	-	-	-
CRF125F	14-18	-	-	D40-11-002	-
CRF150F/230F	03-09	D40-01-103	-	D40-11-002	-
CRF250F	19-23	D40-01-103	-	D40-11-002	-
CRF150L	18	-	-	-	D40-13-410
CRF250L	12-21	-	D40-03-125	-	D40-13-410
CRF250L(S)	21	-	D40-03-125	-	D40-13-410
CRF250M	13-17	-	D40-03-125	-	D40-13-410
CRF250RALLY	17-21	-	D40-03-125	-	D40-13-410
CRF250RALLY(S)	21	-	D40-03-125	-	D40-13-410
CRF300L	21-22	-	D40-03-125	-	D40-13-410
CRF300L RALLY	21-22	-	D40-03-125	-	D40-13-410
CC110	22	-	-	-	D40-13-410
CT125	20-22	-	-	-	D40-13-410
TRAIL125	21-22	-	-	-	D40-13-410
CRM50/80	93	-	-	D40-11-003	D40-13-003
CRM250/R	94-01	D40-01-102	D40-03-102	D40-11-003	D40-13-003
	89-93	-	-	D40-11-003	D40-13-003
CRM250R/AR	94-98	D40-01-102	D40-03-102	D40-11-003	D40-13-003
FTR223	00-08	D40-01-103	-	D40-11-003	D40-13-003
SL230	97-04	D40-01-103	-	D40-11-003	D40-13-003
XL250	91-01	D40-01-103	-	D40-11-003	D40-13-003
XLR125R	93-01	D40-01-103	-	D40-11-003	D40-13-003
XLR200R	93-94	D40-01-103	-	D40-11-003	D40-13-003
XLR250/BAJA	85-94	-	-	D40-11-003	D40-13-003
XL-DEGREE	91-98	D40-01-103	-	D40-11-003	D40-13-003
XR230/MOTARD	05-12	D40-01-103	-	D40-11-003	D40-13-003
XR250R CM (RACER)	96-99	D40-01-102	D40-03-102	D40-11-002	-
XR250R DK	89-92	-	-	D40-11-003	D40-13-003
(With street legal parts)	96-04	D40-01-102	D40-03-102	D40-11-003	D40-13-003
XR400R CM (RACER)	96-04	D40-01-102	D40-03-102	D40-11-002	-
XR400R DK	96-04	D40-01-102	D40-03-102	D40-11-003	D40-13-003
(With street legal parts)	96-04	D40-01-102	D40-03-102	D40-11-003	D40-13-003
XR650R CM (RACER)	00-07	D40-01-102	D40-03-102	D40-11-002	-
XR650R DK	00-07	D40-01-102	D40-03-102	D40-11-003	D40-13-003
(With street legal parts)	00-07	D40-01-102	D40-03-102	D40-11-003	D40-13-003
XR250/BAJA/MOTARD	95-07	D40-01-102	D40-03-102	D40-11-003	D40-13-003
XR400MOTARD	05-08	D40-01-102	D40-03-102	D40-11-003	D40-13-003

Bike	Year	Clutch		Brake	
		STD	SHORT	STD	SHORT
YAMAHA					
YZ65	18-23	D40-01-709	-	D40-11-607	-
	80-86	D40-01-706	D40-03-706	-	-
	87-96	D40-01-706	D40-03-706	D40-11-606	D40-13-606
YZ80/85	97-00	D40-01-706	D40-03-706	-	-
	01-14	D40-01-706	D40-03-706	D40-11-607	-
	15-23	D40-01-709	-	D40-11-607	-
	80-84	D40-01-706	D40-03-706	-	-
	85-88	D40-01-706	D40-03-706	D40-11-606	D40-13-606
	89-99	D40-01-706	D40-03-706	-	-
	00	D40-01-708	D40-03-708	-	-
	01-07	D40-01-708	D40-03-708	D40-11-607	-
	08-14	D40-01-708	D40-03-708	D40-11-608	-
	15-23	D40-01-709	-	D40-11-608	-
	80-84	D40-01-706	D40-03-706	-	-
	85-88	D40-01-706	D40-03-706	D40-11-606	D40-13-606
	89-99	D40-01-706	D40-03-706	-	-
	00	D40-01-708	D40-03-708	-	-
	01-07	D40-01-708	D40-03-708	D40-11-607	-
	08-14	D40-01-708	D40-03-708	D40-11-608	-
	15-23	D40-01-709	-	D40-11-608	-
YZ250	01-06	D40-01-708	D40-03-708	D40-11-607	-
	07-08	D40-01-708	D40-03-708	D40-11-608	-
	09-23	D40-01-709	-	D40-11-608	-
YZ250F	98-99	D40-01-706	D40-03-706	-	-
	00	D40-01-708	D40-03-708	-	-
YZ250F	01-07	D40-01-708	D40-03-708	D40-11-607	-
	08	D40-01-708	D40-03-708	D40-11-608	-
	09-23	D40-01-709	-	D40-11-608	-
YZ250F	17-23	D40-01-709	-	D40-11-608	-
YZ250X	16-23	D40-01-709	-	D40-11-608	-
YZ250FX	15-19	D40-01-707	D40-03-707	D40-11-608	-
	20-23	D40-01-709	-	D40-11-608	-
YZ450FX	16-18	D40-01-707	D40-03-707	D40-11-608	-
	19-23	D40-01-709	-	D40-11-608	-
	01-02	D40-01-708	D40-03-708	D40-11-607	-
	03-04	-	-	D40-11-607	-
WR250F	05-16	D40-01-707	D40-03-707	D40-11-607	-
	17-23	D40-01-707	D40-03-707	D40-11-608	-
WR400F	00	D40-01-708	D40-03-708	-	-
	03-04	-	-	D40-11-607	-
WR450F	05-15	D40-01-707	D40-03-707	D40-11-607	-
	16-23	D40-01-707	D40-03-707	D40-11-608	-
WR250Z	90-99	D40-01-706	D40-03-706	-	-
BRONCO	97-04	D40-01-706	D40-03-706	D40-11-606	D40-13-606
DT50	88-96	D40-01-706	D40-03-706	-	-
DT200	87	D40-01-706	D40-03-706	D40-11-606	D40-13-606
DT125R/200R	88-99	D40-01-706	D40-03-706	D40-11-606	D40-13-606
DT200WR	91-94	D40-01-706	D40-03-706	-	-
DT230LANZA	97-00	D40-01-706	D40-03-706	D40-11-606	D40-13-606
SEROW225/W/WE	85-04	D40-01-706	D40-03-706	D40-11-606	D40-13-606
SEROW250	05-20	D40-01-706	D40-03-706	D40-11-606	D40-13-606
TRICKER	04-18	D40-01-706	D40-03-706	D40-11-606	D40-13-606
TTR125/LW/E	00-08	D40-01-706	D40-03-706	-	-
TTR125LE	03-22	D40-01-706	D40-03-706	-	-
TT250R/RAID	93-07	D40-01-706	D40-03-706	D40-11-606	D40-13-606
	91-99	D40-01-706	D40-03-706	-	-
TW200/225	00-22	D40-01-706	D40-03-706	D40-11-606	D40-13-606
TY250Z	93-96	D40-01-706	D40-03-706	-	-
TY250ZS	97	D40-01-706	D40-03-706	-	-
WR155R	20	-	-	-	D40-13-410
WR250R	07-20	D40-01-706	D40-03-706	D40-11-606	D40-13-606
WR250X	07-17	D40-01-706	D40-03-706	D40-11-606	D40-13-606
XT125	03-12	D40-01-706	D40-03-706	-	D40-13-410
XT250	08-22	D40-01-706	D40-03-706	-	D40-13-410
XT250X	06-17	D40-01-706	D40-03-706	D40-11-606	D40-13-606

Bike	Year	Clutch		Brake	
		STD	SHORT	STD	SHORT
KAWASAKI					
KX65	00-23	D40-01-509	-	D40-11-607	-
KX80	88-93	D40-01-706	D40-03-706	-	-
	94-97	D40-01-706	D40-03-706	D40-11-002	-
	98-99	D40-01-509	-	-	-
	00	D40-01-509	-	D40-11-607	-
KX85	01-23	D40-01-509	-	D40-11-607	-
KX100	95-97	D40-01-706	D40-03-706	D40-11-002	-
	98-99	D40-01-509	-	-	-
KX112	00-21	D40-01-509	-	D40-11-607	-
	22-23	D40-01-509	-	D40-11-607	-
KX125	88-89	D40-01-706	D40-03-706	-	-
	90-93	D40-01-509	-	-	-
	94-96	D40-01-509	-	D40-11-002	-
	97-99	D40-01-509	-	-	-
	00-05	D40-01-509	-	D40-11-607	-
	06-08	D40-01-708	D40-03-708	D40-11-607	-
KX250	90-92	D40-01-509	-	-	-
	93-96	D40-01-509	-	D40-11-002	-
	97-99	D40-01-509	-	-	-
	00-04	D40-01-509	-	D40-11-607	-
	05-08	D40-01-708	D40-03-708	D40-11-607	-
KX250F	04	D40-01-509	-	D40-11-607	-
	05-12	D40-01-708	D40-03-708	D40-11-607	-
	13-18	D40-01-708	D40-03-708	D40-11-608	-
KX250	19-20	D40-01-708	D40-03-708	D40-11-608	-
KX450F	06-12	D40-01-708	D40-03-708	D40-11-607	-
	13-18	D40-01-708	D40-03-708	D40-11-608	-
KLX450R	08-18	D40-01-707	D40-03-707	D40-11-607	-
	19	D40-01-707	D40-03-707	-	D40-13-409
KDX125SR	90-99	D40-01-706	D40-03-706	-	D40-13-410
KDX200	86-88	D40-01-706	D40-03-706	-	-
KDX200R	89-90	D40-01-706	D40-03-706	-	-
KDX200SR	89-93	D40-01-706	D40-03-706	-	-
KDX220R	94-95	D40-01-706	D40-03-706	D40-11-002	-
KDX220SR	94-99	D40-01-706	D40-03-706	D40-11-003	D40-13-003
KDX250R	91-94	D40-01-706	D40-03-706	-	-
KDX250SR	91	D40-01-706	D40-03-706	-	-
KDX250SR	92-94	D40-01-706	D40-03-706	-	D40-13-409
KLX125/D-TRACKER125	10-16	D40-01-311	D40-03-311	-	D40-13-410
KLX140/L	08-21	-	-	-	D40-13-409
KLX140G	17-21	-	-	-	D40-13-409
KLX150BF	16	D40-01-311	D40-03-311	-	D40-13-410
KLX150S	09-13	D40-01-311	D40-03-311	-	D40-13-410
KLX230	20-22	D40-01-311	D40-03-311	-	D40-13-410
KLX230R	20-23	D40-01-311	D40-03-311	-	D40-13-410
KLX230R S	22-23	D40-01-311	D40-03-311	-	D40-13-410
KLX250R	93-95	D40-01-706	D40-03-706	D40-11-002	-
KLX250SR	93-97	D40-01-706	D40-03-706	-	D40-13-409
KLX250ES	94-97	D40-01-310	D40-03-310	-	D40-13-409
KLX250/D-TRACKER	98-07	D40-01-310	D40-03-310	-	D40-13-409
KLX250	08-20	D40-01-311	D40-03-311	-	D40-13-410
KLX300	23	D40-01-311	D40-03-311	-	D40-13-410
KLX300SM	23	D40-01-311	D40-03-311	-	D40-13-410
D-TRACKER X	08-16	D40-01-311	D40-03-311	-	D40-13-410
KLX300R	96	D40-01-706	D40-03-706	D40-11-002	-
	20	-	-	D40-11-607	-
SUPER SHERPA	97-08	D40-01-310	D40-03-310	-	-
VERSYS-X250	17-19	D40-01-311	D40-03-311	-	D40-13-410
VERSYS-X250 TOURER	20-22	D40-01-311	D40-03-311	-	D40-13-410
VERSYS-X300	18-22	D40-01-311	D40-03-311	-	D40-13-410

Bike	Year	Clutch		Brake	
		STD	SHORT	STD	SHORT
SUZUKI					
RM80/85	89-04	D40-01-706	D40-03-706	-	-
	05-21	D40-01-706	D40-03-706	D40-11-607	-
RM125/250	89-95	D40-01-706	D40-03-706	-	-
	96-03	D40-01-706	D40-03-706	D40-11-002	-
	04-08	D40-01-706	D40-03-706	D40-11-607	-
RMZ250	04	D40-01-509	-	D40-11-607	-
	05-06	D40-01-708	D40-03-708	D40-11-607	-
	07-22	D40-01-509	-	D40-11-607	-
RMZ450	05-22	D40-01-509	-	D40-11-607	-
RMX450Z	10-17	-	-	D40-11-607	-
250SB	02-06	D40-01-310	D40-03-310	-	D40-13-409
DF200E	97	-	-	-	D40-13-409
	96-97	D40-01-706	D40-03-706	D40-11-408	D40-13-408
DJEBEL250XC	98-06	D40-01-508	D40-03-508	D40-11-408	D40-13-408
	93-99	-	-	-	D40-13-409
DR125SE	93-00	-	-	-	D40-13-409
DR200SE	15-19	D40-01-508	D40-03-508	D40-11-408	D40-13-408
DR200S	95	D40-01-706	D40-03-706	-	D40-13-409
	96	D40-01-706	D40-03-706	D40-11-408	D40-13-408
	97-00	D40-01-508	D40-03-508	D40-11-408	D40-13-408
DR250R	90-94	D40-01-706	D40-03-706	-	D40-13-409
DR250S/(DJEBEL)	08-19	D40-01-508	D40-03-508	D40-11-408	D40-13-408
DRZ125/L	00-04	D40-01-706	D40-03-706	D40-11-002	-
DRZ400R	00-21	D40-01-508	D40-03-508	D40-11-408	D40-13-408
DRZ400S/SM	93-95	D40-01-706	D40-03-706	-	D40-13-409
RMX250S	96-98	D40-01-706	D40-03-706	D40-11-408	D40-13-408
	93-98	D40-01-706	D40-03-706	-	-
RMX250R(JPN)	85-91	D40-01-706	D40-03-706	-	-
SX125/200	83-97	D40-01-706	D40-03-706	-	-
TS50	89-97	D40-01-706	D40-03-706	-	D40-13-409



EXHAUST



CONTROL



TOURING



ELECTRICAL



BODY PARTS



DRIVE



TOOL



TRANSPORT



GARAGE



ACCESSORIES





Bike	Year	Clutch		Brake
		STD	SHORT	STD
KTM				
65SX	04-13	D40-01-911	D40-03-911	-
	14-22	D40-01-913	-	D40-01-913
	03-12	D40-01-911	D40-03-911	-
85SX	13-23	D40-01-913	-	D40-01-913
105SX	04-11	D40-01-911	D40-03-911	-
	04	D40-01-911	D40-03-911	-
	05-08	D40-01-911	D40-03-911	-
125SX	09-13	-	-	D40-11-811
	14-15	-	-	D40-11-812
	16-23	D40-01-912	-	D40-11-812
144SX	07-08	D40-01-911	D40-03-911	D40-11-811
	09-13	-	-	D40-11-811
150SX	14-15	-	-	D40-11-812
	16-22	D40-01-912	-	D40-11-812
200SX	04	D40-01-911	D40-03-911	-
	03-04	D40-01-911	D40-03-911	-
	05	D40-01-911	D40-03-911	D40-11-811
	06-13	D40-01-912	-	D40-11-811
	14-23	D40-01-912	-	D40-11-812
250SX	05-06	D40-01-911	D40-03-911	D40-11-811
	07-13	D40-01-912	-	D40-11-811
250SX-F	14-23	D40-01-912	-	D40-11-812
300SX	23	D40-01-912	-	D40-11-812
350SX-F	11-13	D40-01-912	-	D40-11-811
	14-23	D40-01-912	-	D40-11-812
450SX RACING	03-04	D40-01-911	D40-03-911	-
	05	D40-01-911	D40-03-911	D40-11-811
450SX	06	D40-01-911	D40-03-911	D40-11-811
	07-08	D40-01-911	D40-03-911	D40-11-811
450SX-F	09-12	-	-	D40-11-811
	13	D40-01-912	-	D40-11-811
	14-23	D40-01-912	-	D40-11-812
505SX-F	08	D40-01-911	D40-03-911	D40-11-811
525SX	06	D40-01-911	D40-03-911	D40-11-811
525SX RACING	03-04	D40-01-911	D40-03-911	-
	05	D40-01-911	D40-03-911	D40-11-811
540SXS	06	D40-01-911	D40-03-911	-
	04	D40-01-911	D40-03-911	-
125EXC	05-08	D40-01-911	D40-03-911	D40-11-811
	09-13	-	-	D40-11-811
	14-16	-	-	D40-11-812
150EXC TPI	20-23	D40-01-912	-	D40-11-812
	04	D40-01-911	D40-03-911	-
200EXC	05-08	D40-01-911	D40-03-911	D40-11-811
	09-13	-	-	D40-11-811
	14-16	-	-	D40-11-812
250EXC RACING	03-04	D40-01-911	D40-03-911	-
	05-06	D40-01-911	D40-03-911	D40-11-811
	03-04	D40-01-911	D40-03-911	-
250EXC/TPI	05	D40-01-911	D40-03-911	D40-11-811
	06-13	D40-01-912	-	D40-11-811
	14-23	D40-01-912	-	D40-11-812
300EXC/TPI	03-04	D40-01-911	D40-03-911	-
	05	D40-01-911	D40-03-911	D40-11-811
	06-13	D40-01-912	-	D40-11-811
	14-23	D40-01-912	-	D40-11-812
250EXC-F	06-13	D40-01-912	-	D40-11-811
	14-23	D40-01-912	-	D40-11-812
350EXC-F	12-13	D40-01-912	-	D40-11-811
	14-23	D40-01-912	-	D40-11-812
400EXC RACING	04	D40-01-911	D40-03-911	-
400EXC	05-07	D40-01-911	D40-03-911	D40-11-811
	09-11	D40-01-912	-	D40-11-811
450EXC RACING	03-04	D40-01-911	D40-03-911	-
	05-07	D40-01-911	D40-03-911	D40-11-811
450EXC-R	08	D40-01-912	-	D40-11-811
450EXC	07-13	D40-01-912	-	D40-11-811
	14-16	D40-01-912	-	D40-11-812
450EXC-F	17-23	D40-01-912	-	D40-11-812
500EXC	12-13	D40-01-912	-	D40-11-811
	14-16	D40-01-912	-	D40-11-812
500EXC-F	17-23	D40-01-912	-	D40-11-812
525EXC	07	D40-01-912	-	D40-11-811
525EXC RACING	03-04	D40-01-911	D40-03-911	-
	05-07	D40-01-911	D40-03-911	D40-11-811
530EXC	09-11	D40-01-912	-	D40-11-811
530EXC-R	08	D40-01-912	-	D40-11-811
65XC	08-09	D40-01-911	D40-03-911	-
85XC	08-09	D40-01-911	D40-03-911	-

EXHAUST



CONTROL



TOURING



ELECTRICAL



BODY PARTS



DRIVE



TOOL



TRANSPORT



GARAGE



ACCESSORIES



Bike	Year	Clutch		Brake
		STD	SHORT	STD
KTM				
125XC	21-22	D40-01-912	-	D40-11-812
	10-13	-	-	D40-11-811
150XC	14	-	-	D40-11-812
	06-08	D40-01-911	D40-03-911	D40-11-811
200XC	09	-	-	D40-11-811
	06-13	D40-01-912	-	D40-11-811
250XC/TPI	14-23	D40-01-912	-	D40-11-812
	06-13	D40-01-912	-	D40-11-811
300XC/TPI	14-23	D40-01-912	-	D40-11-812
	07	D40-01-911	D40-03-911	D40-11-811
450XC	07	D40-01-911	D40-03-911	D40-11-811
525XC	07-13	D40-01-912	-	D40-11-811
250XC-F	14-23	D40-01-912	-	D40-11-812
	11-13	D40-01-912	-	D40-11-811
350XC-F	14-23	D40-01-912	-	D40-11-812
	08	D40-01-911	D40-03-911	D40-11-811
	09	-	-	D40-11-811
	13	D40-01-912	-	D40-11-811
	14-23	D40-01-912	-	D40-11-812
450XC-F	08	D40-01-911	D40-03-911	D40-11-811
	09	-	-	D40-11-811
505XC-F	21	D40-01-912	-	D40-11-812
125XC	17-19	D40-01-912	-	D40-11-812
125XC-W	17-23	D40-01-912	-	D40-11-812
150XC-W/TPI	06-08	D40-01-911	D40-03-911	D40-11-811
	09-13	-	-	D40-11-811
	14-16	-	-	D40-11-812
250XC-W/TPI	06-13	D40-01-912	-	D40-11-811
	14-23	D40-01-912	-	D40-11-812
300MXC	03-04	D40-01-911	D40-03-911	-
	05	D40-01-911	D40-03-911	D40-11-811
300XC-W/TPI	06-13	D40-01-912	-	D40-11-811
	14-23	D40-01-912	-	D40-11-812
250XCF-W	06-13	D40-01-912	-	D40-11-811
	14-16	D40-01-912	-	D40-11-812
	12-13	D40-01-912	-	D40-11-811
350XCF-W	14-16	D40-01-912	-	D40-11-812
	20-22	D40-01-912	-	D40-11-812
400XC-W	07	D40-01-911	D40-03-911	D40-11-811
	09-10	D40-01-912	-	D40-11-811
450XCR-W	08	D40-01-912	-	D40-11-811
	07	D40-01-911	D40-03-911	D40-11-811
450XC-W	09-13	D40-01-912	-	D40-11-811
	14-16	D40-01-912	-	D40-11-812
	12-13	D40-01-912	-	D40-11-811
	14-16	D40-01-912	-	D40-11-812
500XC-W	20-22	D40-01-912	-	D40-11-812
500XCF-W	07	D40-01-911	D40-03-911	D40-11-811
525XC-W	08	D40-01-912	-	D40-11-811
530XCR-W	09-10	D40-01-912	-	D40-11-811
530XC-W	11-14	D40-01-911	D40-03-911	-
	15-21	D40-01-912	-	-
450RALLY FactoryReplica	04	D40-01-911	D40-03-911	-
450SMS	04-08	D40-01-911	D40-03-911	-
	09-12	-	-	-
	12-14	D40-01-912	-	-
	22	D40-01-912	-	-
525SMR	04-05	D40-01-911	D40-03-911	-
	04	D40-01-911	D40-03-911	-
525SX Supermoto	05	D40-01-911	D40-03-911	D40-11-811
560SMR	06-07	D40-01-911	D40-03-911	-
625SMC	04-06	D40-01-911	D40-03-911	-
625SXC	03-07	D40-01-911	D40-03-911	-
640DUKE II	03	D40-01-911	D40-03-911	-
640LC4 Adventure	03	D40-01-911	D40-03-911	-
660RALLY FactoryReplica	03-07	D40-01-911	D40-03-911	-
660SMC	03-06	D40-01-911	D40-03-911	-
660SMS	04	D40-01-911	D40-03-911	-
FREERIDE 250F	14-20	D40-01-913	-	D40-01-913
FREERIDE 250R	14-17	D40-01-913	-	D40-01-913
FREERIDE 350	12-17	D40-01-913	-	D40-01-913
FREERIDE E-SX/XC/SM	15-19	D40-01-913	-	D40-01-913


Bike	Year	Clutch		Brake
		STD	SHORT	STD
GASGAS				
MC65	21-22	D40-01-913	-	D40-01-913
MC85	21-22	-	-	D40-01-913
MC125	21-23	D40-01-912	-	D40-11-812
MC250	22-23	D40-01-912	-	D40-11-812
MC250F	21-23	D40-01-912	-	D40-11-812
MC350F	22-23	D40-01-912	-	D40-11-812
MC450F	21-23	D40-01-912	-	D40-11-812
EX250	22-23	D40-01-912	-	D40-11-812
EX300	21-23	D40-01-912	-	D40-11-812
EX250F	21-23	D40-01-912	-	D40-11-812
EX350F	21-23	D40-01-912	-	D40-11-812
EX450F	21-23	D40-01-912	-	D40-11-812
BETA				
RR 2T	13-23	D40-01-912	-	D40-11-002
RR/RS 4T	12-23	D40-01-912	-	D40-11-002
X-TRAINER	15-22	D40-01-912	-	D40-11-002

DRC
TEAM GRIP

- Standard MX grip.
- 3 groove wiring system allows secure fastening.
- Closed and open end design are available.
- Open end design for easy installation of hand guards.

CLOSED type

Part #	Color
D41-04-101	Black
D41-04-102	Gray
D41-04-103	Red
D41-04-104	Blue
D41-04-105	Green
D41-04-106	Orange



CLOSED Type

OPEN type

Part #	Color
D41-04-201	Black
D41-04-202	Gray
D41-04-203	Red
D41-04-204	Blue
D41-04-205	Green
D41-04-206	Orange



OPEN Type

DRC
GRIP WIRE

- Wire for motorcycle grips.
- Made of SUS304 stainless steel for strength and corrosion prevention.
- Length : 2.5 m

Part #
D58-11-120



EXHAUST



CONTROL



TOURING



ELECTRICAL



BODY PARTS



DRIVE



TOOL



TRANSPORT



GARAGE



ACCESSORIES





CRF250RALLY '17-20



KLX230/S '20-22



XT250 '08-22



CRF250RALLY



CRF250RALLY

KAPPA saddle bag installation example



KLX230



KLX230

DRC
SADDLE BAG SUPPORT

- Saddle bag support kit available for specific models.
- Prevents saddle bags get caught by rear wheels.
- Made of steel 16mm durable pipe with black powder coat finish.
- Can be used with DRC Touring Carrier, comes in left and right supports.
- Maximum loading capacity is 5kg / 11 LB per one side support.

Bike	Year	Part #
HONDA		
CROSS CUB 50	18-20	D60-01-001
CROSS CUB 110	18-21	D60-01-001
SUPER CUB 50	18-20	D60-01-001
SUPER CUB 110	18-20	D60-01-001
CT125	20-22	D60-01-021
TRAIL125	21-22	D60-01-021
CRF250L	12-20	D60-01-031
CRF250L	21	D60-01-033
CRF250L Type LD	17-20	D60-01-031
CRF250L(S)	21	D60-01-033
CRF250M	13-20	D60-01-031
CRF250RALLY	17-20	D60-01-032
CRF250RALLY	21	D60-01-033
CRF250RALLY Type LD	17-20	D60-01-032
CRF250RALLY(S)	21	D60-01-033
CRF300L	21-22	D60-01-033
CRF300L RALLY	21-22	D60-01-033
YAMAHA		
SEROW250*	05-20	D60-01-321
XT250*	08-22	D60-01-321
XT250X*	06-17	D60-01-321
KAWASAKI		
KLX230	20-22	D60-01-121
KLX230S	22	D60-01-121

* For SEROW250, XT250 and XT250X, if our Touring Carrier (D60-10-321) is not installed, the ATTACHMENT KIT (D60-01-322) (sold separately) is required.



SEROW250

EXHAUST



CONTROL



TOURING



ELECTRICAL



BODY PARTS



DRIVE



TOOL



TRANSPORT



GARAGE



ACCESSORIES

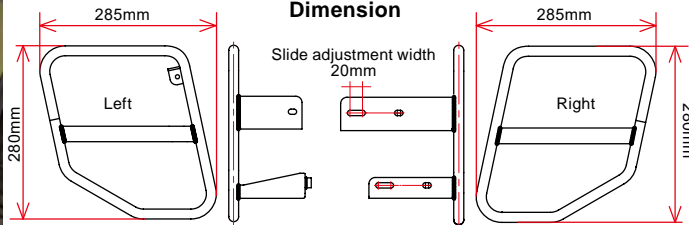




DRC
SADDLE BAG SUPPORT for CC50/110

- Saddle bag support for up muffler for CC50 / 110.
- By setting two types of mounting positions, down muffler mode and up muffler mode, it can be widely used according to the mounting muffler.
- Material: Steel black powder coating finish.
- Pipe diameter: $\phi 16$

Part #	Bike
D60-01-001	CROSS CUB 50(AA06) '18-20
	CROSS CUB 110(JA45) '18-21
	SUPER CUB50/110 (AA09/JA44) '18-20



**Side bag installed image
(up muffler mode)**



Up muffler mode

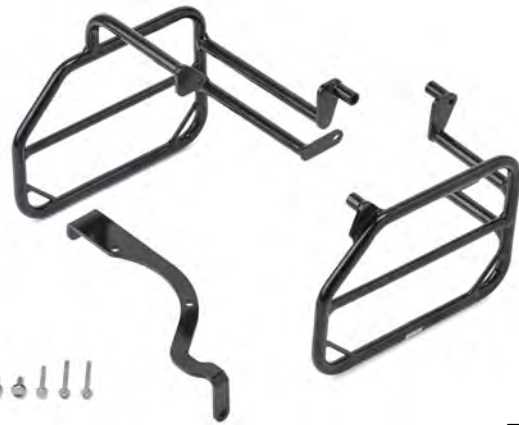
Right side attached / left side position adjustable mounting.
Install position of bag support (from the outside of the genuine carrier)
Left side: + 16mm off set to the stock position / Right side: Adjustable in the range of +76 - + 96mm to the stock position.



Down muffler mode

Installation to attach in a symmetrical position
Install position of bag support (from the outside of the genuine carrier)
Left : +16mm off set to the stock position / Right: +16mm off set to the stock position

Lightweight and sturdy 16mm diameter pipe holds the side bag securely!

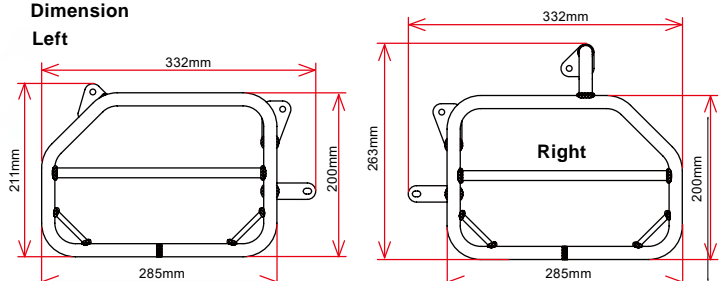


DRC
SADDLE BAG SUPPORT for CT125/TRAIL125

- Side bag support for CT125 & TRAIL125.
- Protects the side bags from being caught in the tire and from the heat of the muffler.
- The outer frame is made of a lightweight and highly rigid 16mm diameter hollow pipe.
- The intake duct side allows access to the tool box even when the side bags are installed.
- Can be used with Delta Muffler.

Part #	Bike
D60-01-021	CT125 '20-22
	TRAIL125 '21-22

Dimension



Two belt loops on each side to prevent flapping.

EXHAUST



CONTROL



TOURING



ELECTRICAL



BODY PARTS



DRIVE



TOOL



TRANSPORT




GARAGE



ACCESSORIES





DRC
TOURING CARRIER

- Rear rack comes with grab bars, designed for specific models.
- Flat surface with many fitting holes for cargo box and its box base installation.
- Comes with loading hooks for secure luggage holding.
- Can be used as grab bars for passenger.
- Can be used with GIVI and Kappa universal box bases.
- Maximum loading capacity is 5 kg / 11 LB.

#Can be used with DRC Saddle bag support.

Loading part dimension : Length 256 mm (10inch) Front side width 235 mm (9.25inch) Rear side width 155 mm (6.1inch)

Bike	Year	Part #
HONDA		
MONKEY125	19-22	D60-10-011
CT125	20-22	D60-10-021
TRAIL125*	21-22	D60-10-021
CRF250L	12-20	D60-10-031
CRF250L	21	D60-10-032
CRF250L Type LD	17-20	D60-10-031
CRF250L(S)	21	D60-10-032
CRF250M	13-20	D60-10-031
CRF250RALLY	17-20	D60-10-031
CRF250RALLY	21	D60-10-032
CRF250RALLY Type LD	17-20	D60-10-031
CRF250RALLY(S)	21	D60-10-032
CRF300L	21-22	D60-10-032
CRF300L RALLY	21-22	D60-10-032
YAMAHA		
SEROW250	05-20	D60-10-321
XT250	08-22	D60-10-321
XT250X	06-17	D60-10-321
WR250R	07-20	D60-10-331
WR250X	07-17	D60-10-331
KAWASAKI		
KLX125	10-16	D60-10-101
D-TRACKER125	10-15	D60-10-101
KLX230	20-22	D60-10-121
KLX230S	22	D60-10-121
KLX250	08-20	D60-10-131
D-TRACKER X	08-16	D60-10-131

* OPTION GRAB BAR (D60-10-022) is required when installing grab bar.



KAPPA top case installation example

EXHAUST

CONTROL

TOURING

ELECTRICAL

BODY PARTS

DRIVE

TOOL

TRANSPORT

GARAGE

ACCESSORIES



A pillion pad can be installed. Long seat style creates a more stylish look. Made of 16mm diameter, 2.5mm thick steel pipe with sufficient rigidity and strength.



Not only does it look stylish, but it also reduces weight in the rear area.
[Stock comparison]
Stock carrier: 4.36kg
DRC Compact Carrier: 1.88kg (with grab bar installed: 2.58kg)
Weight reduction of approx. 2.5kg.



A grab bar (part number: D60-10-022) is available as an option. Useful when tandem riding or when loading luggage. Detachable design even with the compact carrier installed.



Can be used with the side bag support for CT125 (Part No. D60-01-021).



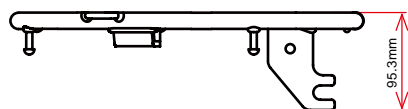
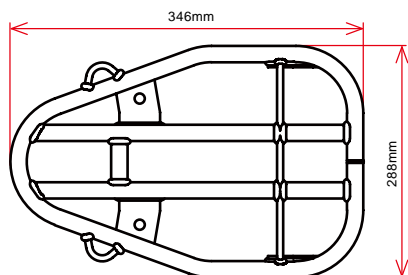
DRC COMPACT CARRIER CT125/TRAIL125

- Light and stylish look
- A compact carrier designed for the CT125 and TRAIL125.
 - Unlike the large design stock carrier, this compact design provides a light and stylish look.
 - In addition, weight of the rear area is reduced.
 - Can be used with Honda stock pillion seat (77300-GT0-M00).
- [Please note] The factory tool box cannot be installed.

Part #	Bike	Year
D60-10-021	CT125	20-22
D60-10-021	TRAIL125	21-22

OPTION GRAB BAR

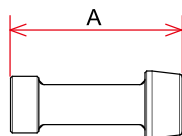
Part #
D60-10-022



	Spec
Color	Black
Material	Steel
Size	228 x 346mm
Pipe Diameter	Diameter 16mm
Surface finish	Black powder coating

DRC CARGO ANCHOR KNOB

- Provides additional hooking point for your cargo net.
- Easy to mount, just replace with your seat or sub frame bolts.
- Hook body is made of light weight aluminum with anodized finish, bolt is made of stainless steel for less corrosion.
- 2 length of hooks and bolts sizes are available.
- Comes in pairs.



Part #	Bolt	Size (A)
D59-51-062	M6	32 mm
D59-51-065	M6	47 mm
D59-51-081	M8	33.5 mm
D59-51-085	M8	48.5 mm



EXHAUST



CONTROL



TOURING



ELECTRICAL



BODY PARTS



DRIVE



TOOL



TRANSPORT



GARAGE



ACCESSORIES





DRG FRONT CARRIER CT125/TRAIL125

- Steel front carrier for CT125/TRAIL125.
- Designed with cargo hooks for easy loading.
- Can be used with ZETA Adventure Windshield.
- Two 10mm holes are located on the left side of the meter to allow the attachment of a smartphone holder mount.

Maximum loading weight: 2 kg

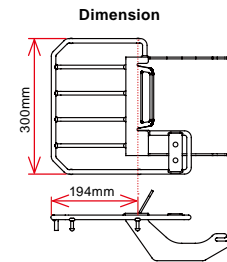
Material: Steel black Powder coating

Part #	Bike
D60-02-001	CT125 '20-22 TRAIL125 '21-22



Smartphone holder

Mount can be attached



Bike	Year	Part #
	HONDA	
CT125	20-22	D60-02-001
TRAIL125	21-22	D60-02-001

EXHAUST



CONTROL



TOURING



ELECTRICAL



BODY PARTS



DRIVE



TOOL



TRANSPORT



GARAGE



ACCESSORIES



DRG ALUMINUM FRONT CARRIER CC50/110

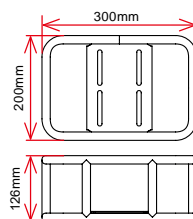
- Box type aluminum front carrier.
- The design that uses a pipe shape that fits into stock carrier.
- The mounting position can be adjusted back and forth, it is convenient when mounting a hand guard or screen.
- Maximum loading weight: 2 kg

Carrier : A5052 Aluminum. Black powder coating finish.

Pipe diameter: φ16

Stay : Steel. Black electrodeposition paint finish

ALUMINUM FRONT CARRIER Dimension



Bike	Year	Part #
	HONDA	
CROSS CUB50	18-20	D60-02-050
CROSS CUB110	18-22	D60-02-050



The fishing rod is not included.



DRC
FISHING ROD HOLDER

- Allows easy carrying fishing rods.
- Rod grip diameters up to 30mm. Maximum load weight 1.5kg.
- Adjustable angle for up to two fishing rods. Not for tandem use.
- Can be used with side bags and DRC side back support for CC110/ SEROW250, and with DRC carrier for MONKEY125.
- Loading height is 2 meters from the ground.
- Two passengers are not allowed.

#1 Replace and install the tandem step (left side).

Bike	Year	Part #
HONDA		
CROSS CUB50	18-21	D60-03-001
SUPER CUB50	18-21	D60-03-001
CROSS CUB110	13-22	D60-03-001
SUPER CUB110	18-21	D60-03-001
MONKEY125	19-22	D60-03-003
CT125	20-22	D60-03-002
TRAIL125	21-22	D60-03-002
YAMAHA		
SEROW250 #1	05-20	D60-03-004
TRICKER #1	04-18	D60-03-004
XT250X #1	06-14	D60-03-004



D60-03-001



D60-03-002




D60-03-003



D60-03-004

The angle of the holder can be adjusted to avoid interfering with sidebags or interfering with driving.



DRC
FISHING ROD HOLDER UNIVERSAL

- Compatible with bikes that has the left side tandem step holder fixed with two M8 bolts.
- May not be able to be installed on some bikes, depending on the position of the mounting screw holes.

#1 Replace and install the tandem step (left side).

Bike	Year	Bike	Year
HONDA		KAWASAKI	
APE100 #1	04-09	KLX125 #1	10-16
FTR223 #1	03-08	D-TRACKER125 #1	10-15
YAMAHA		SUZUKI	
XTZ125 #1	04-15	250TR #1	02-13
TW225 #1	02-07	V-STROME250 #1	17-21
WR250R/X #1	07-17		

EXHAUST



CONTROL



TOURING



ELECTRICAL



BODY PARTS



DRIVE



TOOL



TRANSPORT




GARAGE



ACCESSORIES





DRC
161 OFF ROAD MIRROR

- Pivot function provides sensitive mirror adjustment.
- Can be folded during hard riding.
- Large viewable mirror body.

Part #	Size
D58-16-110	Right Type
D58-16-120	Left Type
D58-16-140	YAMAHA (Right Type)

EXHAUST



CONTROL



TOURING



ELECTRICAL



BODY PARTS



DRIVE



TOOL



TRANSPORT



GARAGE



ACCESSORIES



DRC
MIRROR HOLDER

- Universal Mirror holder, best for after market perch or on motorcycles without mirror holes.
- Holder body is Made of 7000 grade aluminum.
- Stainless steel screws will not rust.
- Available in black and silver colors.

Part #	Color
D41-06-101	Black
D41-06-106	Silver



DRC
MIRROR HOLE PLUG

- Aluminum screw cap to seal your mirror hole.
- Protect your mirror hole thread from water, dust and mud.
- Made of 7000 grade aluminum, bolt size = M10 - 1.25
- Available in 4 different anodized colors.

Part #	Color
D41-06-502	Blue
D41-06-503	Red
D41-06-508	Ti-Color
D41-06-509	Gold



DRC
PHONE BAR MOUNT

- Bar mount for clamp smart phone or navigation on your handlebar.
- Can be mounted on most handlebar clamp, does not contact handlebar brace.
- Made of A6061 aluminum and black, red and blue anodized finish. Light weight design.
- Aluminum spacer - M8 bolt is included and it corresponds to various clamp shapes.
- Aluminum Mounting pipe diameter 22.2 mm.
- Mounting pitch 55 - 110 mm

Part #	Color
D41-07-001	Black
D41-07-002	Red
D41-07-006	Blue

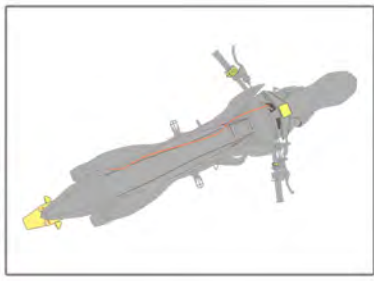


4 positions are available by changing the direction of this product.

2 adjustable height positions.

* If the handle bar has brace bar, 2 positions are available.

CAUTION
Please check clamp shape and installation pitch.
There are restrictions on the mounting position of the type with the handlebar.



DRG MOTOLED EZ ELECTRIC WIRE KIT

- Easy to install electrical parts (excluding headlight, tail light and flashers) for competition bikes.
- Easy installation. No experience necessary.
- Power source for this kit is completely self-contained (uses 8 AA batteries).
- No need to " chop " into your wiring harness.
- Moto LED's tail lights and flashers are recommended.

Part #
[D45-70-052](#)

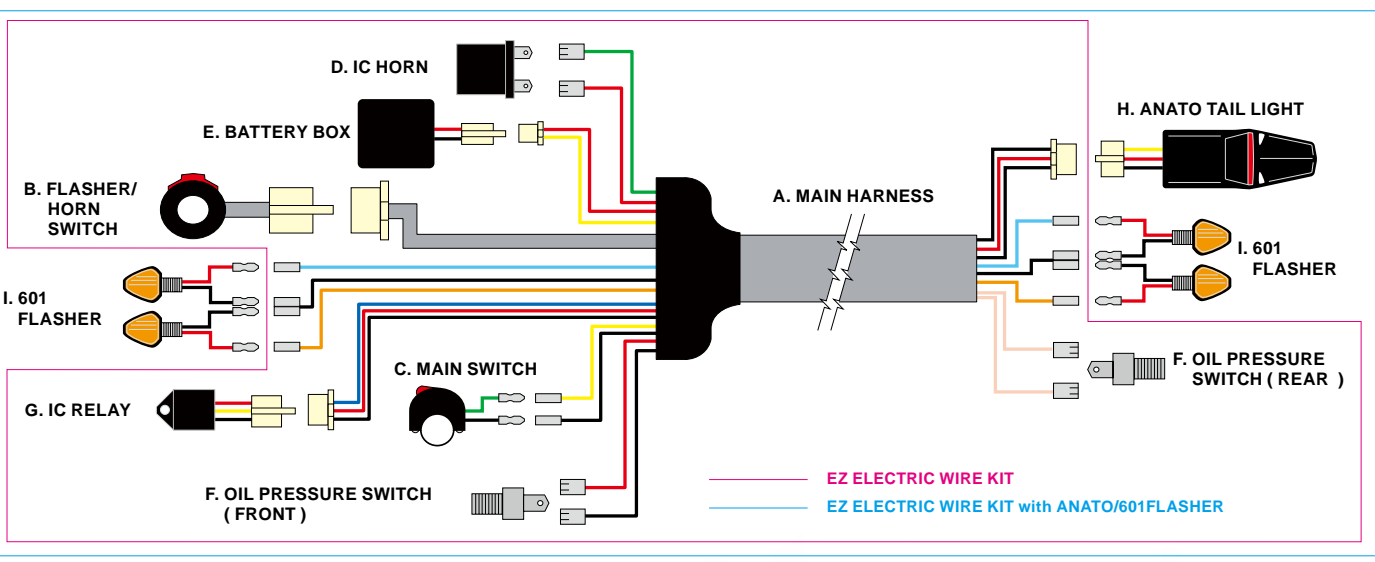
DRG MOTOLED EZ ELECTRIC WIRE KIT with ANATO / 601 Flasher

- Complete electrical parts (excluding headlight) for competition bikes.
- Comes with ANATO ED Rear Fender and 2 pairs of 601 Flashers.
- Easy installation. No experience necessary.
- Power source for this kit is completely self-contained (Uses 8 AA batteries).
- No need to " chop " into your wiring harness.

Part #
[D45-70-053](#)

Replacement Parts

Part #	Parts	Part #	Parts	Part #	Parts
A. D45-70-161	Main Harness	D. D45-70-167	IC Horn	G. D45-69-830	IC Relay for DC
B. D45-70-163	Flasher/Horn Switch	E. D45-70-169	Battery Box	H. D45-40-101	Motoled Anato ED Rear Fender Kit
C. D45-70-165	Main Switch	F. D45-70-183	Oil Pressure Switch 1 pk (M10-1.25)	I. D45-60-107	Motoled 601 LED Flasher



DRG MOTOLED OIL PRESSURE SWITCH

- Brake oil pressure switch for stop light.
- Made of light weight aluminum with compact design.
- Available in " bolt " or " banjo " type, depending on your machine.
- Terminals are included for installation.



BANJO TYPE

Part #	Size
D45-71-491	M10-1.25
D45-71-492	M10-1.00



BOLT TYPE

Part #	Size
D45-71-481	M10-1.25
D45-71-482	M10-1.00

EXHAUST

CONTROL

TOURING

ELECTRICAL

BODY PARTS

DRIVE

TOOL

TRANSPORT


GARAGE

ACCESSORIES

This series achieves ideal performance for off road models in all situations, making the most of LED characteristics in compact, energy-conserving and durable forms.

CRF250L/M/RALLY '17-20

CRF250L/M '12-16



DRC EDGE 2 TAIL LIGHT HOLDER 2017-



DRC MOTOLED
EDGE-2 TAIL LIGHT HOLDER CRF250L / M / RALLY

Bike	Year	Smoke	Red
CRF250L	12-16	D45-18-507	D45-18-707
	17-20	D45-18-508	D45-18-708
CRF250M	13-16	D45-18-507	D45-18-707
	17	D45-18-508	D45-18-708
CRF250RALLY	17-20	D45-18-508	D45-18-708

CRF450L/RL '19-22



DRC MOTOLED
EDGE-2 TAIL LIGHT HOLDER CRF450L/RL

Bike	Year	Smoke	Red
HONDA			
CRF450L	19-20	D45-18-509	D45-18-709
CRF450RL	21-22	D45-18-509	D45-18-709

EXHAUST

CONTROL

TOURING

ELECTRICAL

BODY PARTS

DRIVE

TOOL

TRANSPORT

GARAGE

ACCESSORIES



WR250R / X REPLACEMENT PARTS



Tail light bracket
Part #
[D45-18-130](#)



License plate stay
(With 8 mm hole flashers stay)
Part #
[D45-18-131](#)



WR250R/X

Red

Smoke

DRC MOTOLED
EDGE-2 TAIL LIGHT HOLDER WR250R/X

- Edge tail light holder kit designed for YAMAHA WR250R / X.
- Comes with aluminum light weight tail light, license plate and flasher brackets.
- Shorter than OEM license brackets, provides cool looks and good center of mass.
- Special screw holes to enable proper setting of the tail lights.
- Flasher stay hole size : 8 mm

Part #	Lends Color
D45-18-531	Smoke
D45-18-731	Red



Coupler-on design



KLX230

Red

Smoke

DRC MOTOLED
EDGE-2 TAIL LIGHT HOLDER KLX230

- A set of Edge Tail Lights and tail light stays designed for the KLX230.
- Its slim and stylish design fits under the rear fender, also provides centralization of mass.
- Also, the long fenders are eliminated, improving the maintainability of the rear wheel.
- Coupler-on design is easy to install and does not require wiring because it is a specific-model design.
- Compatible with stock turn signals. Also, by using the separately sold "DRC MOTOLED Flasher Holder Plate" allows an after market product flasher (8 mm hole) to install .
- Black coating treatment is applied to steel materials with high durability and rigidity.

Part #	Lends Color
D45-18-516	Smoke
D45-18-716	Red

NORMAL

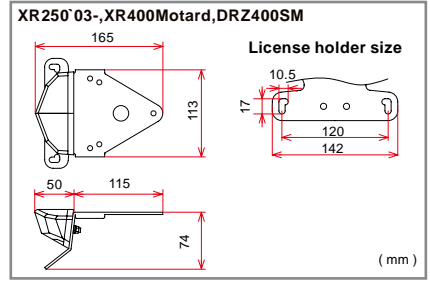
EDGE-2 TAIL LIGHT HOLDER



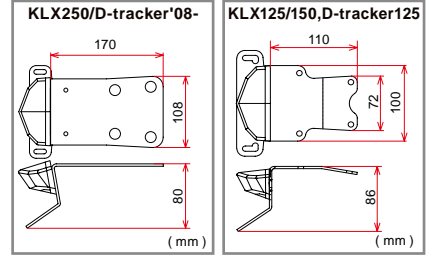
DRC MOTOLED

EDGE-2 TAIL LIGHT HOLDER Aluminum

- Edge tail light with aluminum tail light holder designed for specific models.
- 16 high-intensity red LEDs are used for the tail / stop light, and 3 white LEDs for illuminating the license plate.
- Detachable lens.
- Comes with Flasher stays for DRC LED flashers.
- Plug type terminal included.
- Works on 12 V AC/DC.
- Reflector available. (Parts No [D45-07-899](#))



Bike	Part #	Lends Color
XR250'03- , XR400Motard	D45-18-504	Smoke
	D45-18-704	Red
DRZ400SM	D45-18-506	Smoke
	D45-18-706	Red
KLX250 / D-tracker-X '08-	D45-18-514	Smoke
	D45-18-714	Red
KLX125 / 150,D-tracker125	D45-18-515	Smoke
	D45-18-715	Red



EXHAUST

CONTROL

TOURING

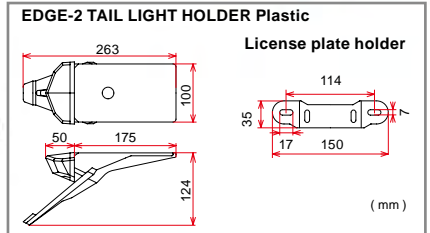
DRC MOTOLED

EDGE-2 TAIL LIGHT HOLDER Plastic

- Universal plastic tail light holder with Edge tail light.
- Tail light holder is made of high quality, pliable plastic.
- Plastic material allows for quick and easy installation.
- Flashers can be placed on the flat side of this holder.
- License plate bracket (Japan specification) and plug type terminal included.
- Works on 12 V AC / DC.



Type	Part #	Lends Color
Universal	D45-14-002	Smoke
	D45-14-001	Red



ELECTRICAL

BODY PARTS

DRIVE

TOOL

DRC MOTOLED

EDGE-2 TAIL LIGHT

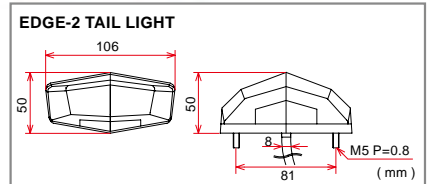
- 16 high-intensity red LEDs are used for the tail / stop light, and 3 white LEDs for illuminating the license plate.
- Reduces electric power consumption. Offers a longer operating life.
- Detachable lens.
- Lens colors available: red and smoke.
- Plug type terminals are included for installation.
- Works on 12 V AC/DC.



Part #	Lends Color
D45-29-348	Red
D45-29-347	Smoke

REPLACEMENT LENS

Part #	Lends Color
D45-29-488	Smoke
D45-29-487	Red



TRANSPORT

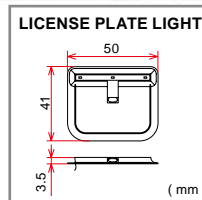
GARAGE

ACCESSORIES

DRC MOTOLED

LICENSE PLATE LIGHT

- Chip LED lights for licence plate.
- Very compact design, best for installing under the rear fender.
- Long operating life. Reduced electrical consumption.
- High impact, water and shock resistant.
- Works on 12 V AC / DC.
- Dimensions : L 50 mm x W 41 mm x H 3.5 mm.



CRF250L/RALLY/CRF300L/RALLY

CRF1100L AFRICA TWIN



DRC MOTOLED

FENDER ELIMINATOR KIT

- Fender eliminator kit makes rear fender compact and cool looking.
- Designed to mount OE flasher and license plate light.
- Made of durable steel with black paint finish.

*It is easy to install and remove the wheel.

Bike	Year	Part #
CRF250L(S)/RALLY(S)	21	D45-10-020
CRF300L/L RALLY	21-22	D45-10-020
CRF1100L/DCT	20-21	D45-10-010
CRF1100L ADV SPORT/DCT/ES	20-21	D45-10-010
MT-09/FZ-09	14-16	D45-10-350
VERSYS-X 250	17-20	D45-10-120



EXHAUST



CONTROL

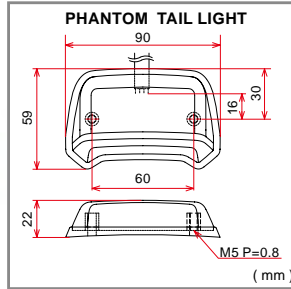


DRC MOTOLED

CRF-X TAIL LIGHT

- Fits CRF 250X / 450X.
- Tail light and stop light in this compact-sized product.
- Smaller and lighter than stock LED light.
- 8 high-intensity LEDs are used.
- Long operating life. Reduced electrical consumption.
- High impact, waterproofed, shock resistant.
- Lens colors available: red.
- Plug type terminals are included for installation.
- Works on 12 V AC / DC.

Part #	Lens Color
D45-29-330	Red



DRC MOTOLED

PHANTOM TAIL LIGHT

- High intensity LED light for the rear fender.
- Tail light base is made of flex rubber. Enables a great fit on all shapes of rear fenders with M 5 bolts.
- 8 high-intensity LEDs are used.
- Tail light and stop light in this compact-sized product.
- Plug type terminals are included for installation.
- Works on 12 V AC / DC.

REPLACEMENT LENS			
Part #	Lens Color	Part #	Lens Color
D45-29-307	Red	D45-29-387	Red



TOURING



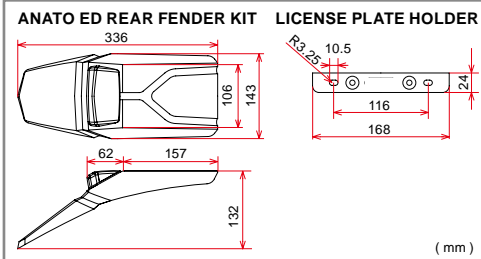
ELECTRICAL



BODY PARTS



DRIVE



DRC MOTOLED

FLEX TAIL LIGHT

Flex-1

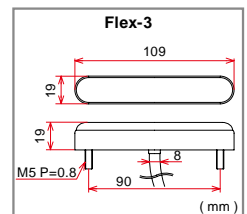
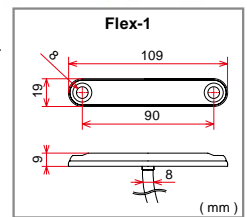
- Flex fit shell and body with 16 high quality chip LEDs.
- Even fits curved surfaces.
- Tail light and stop light in this compact-sized product.
- High impact, water and shock resistant.
- Includes aluminum bolts/nuts.
- Plug type terminals are included for installation.
- Works on 12 V AC / DC.
- Dimensions : L 109 mm x W 19 mm x H 9 mm.

Part #
D45-29-310

Flex-3

- Universal LED tail light.
- 12 pcs oval LEDs.
- Tail light and stop light in this compact-sized product.
- Reduced electric power consumption
- Works on 12 V AC / DC.
- Dimensions : L 109 mm x W 19 mm x H 19 mm

Part #
D45-29-316



DRC MOTOLED

ANATO ED REAR FENDER

- Universal Enduro rear fender conversion kit with LED tail light.
- Fits on most MX type stock fenders.
- License plate bracket and plug type terminal included.
- Works on 12 V AC / DC.

Part #
D45-40-101

TOOL



TRANSPORT



GARAGE



ACCESSORIES

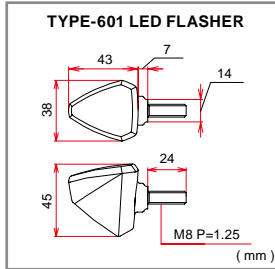


DRC MOTOLED
601 LED FLASHER

- Triangular style flasher.
- Terminals and nuts are included for installation.
- Comes in pairs. Works on 12 V AC / DC.

REPLACEMENT LENS

Part #	Lends Color	Part #	Lends Color
D45-60-107	Orange	D45-60-187	Orange
D45-60-108	Smoke	D45-60-188	Smoke



EXHAUST

CONTROL

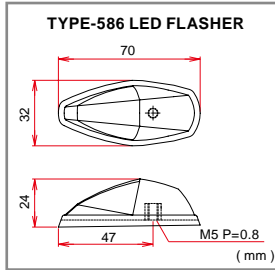
TOURING

DRC MOTOLED
586 LED FLASHER

- Installs on the fender with screws for secure installation.
- Rubber mount base fits even curved surfaces.
- Terminals and bolts are included for installation.
- Comes in pairs. Works on 12 V AC / DC.

REPLACEMENT LENS

Part #	Lends Color	Part #	Lends Color
D45-58-617	Orange	D45-58-687	Orange
D45-58-618	Smoke	D45-58-688	Smoke



ELECTRICAL

BODY PARTS

DRIVE

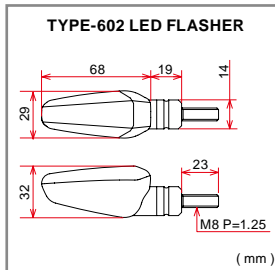
TOOL

DRC MOTOLED
602 LED FLASHER

- Flexible flasher stays to prevent breakage upon impact.
- Lens colors available: orange, smoke and clear.
- Terminals and nuts are included for installation.
- Comes in pairs. Works on 12 V AC / DC.

REPLACEMENT LENS

Part #	Lends Color	Part #	Lends Color
D45-60-207	Orange	D45-60-287	Orange
D45-60-208	Smoke	D45-60-288	Smoke
D45-60-209	Clear	D45-60-289	Clear



ACCESSORIES

MOTO LED flashers may not work properly without optional parts.



Important note for using LED flasher

LED flashers have very low consumption and the stock flasher relay may not work properly. The most frequent problem, is that the LED may flash at a quick rate using stock flasher relays. Please refer to the chart below to choose our IC relay or Resistor wire for your installation.

	Electric consumption	Difficulty of installation	Parts cost	AC or DC
IC Relay	Low	Skills required	Cheap	DC
Resistor wire kit	Same as stock	Easy	Reasonable	DC/AC

* DRC IC Relay can not be used with motorcycles (XR50/100M, XLR250, WR250F/WR450F, XR650 etc) due to the AC power design. Please use Resistor wire kit for AC power motorcycle.

DRC MOTOLED INDICATOR WIRING

This kit is required when flasher operates like hazard indicators after the IC relay installation.

Place these harnesses in-between the wires from the pilot lamp and the wires from the chassis.

* Some models (*3) require this kit for proper operation.

*3 ----- XR230, KSR110, KLX250, D-TRACKER-'07 etc.

Part #

[D45-91-051](#)



DRC MOTOLED RESISTOR WIRE

When standard bulb flasher is replaced by LED flasher, electric consumption becomes low and stock flasher relay does not work correctly. This Resistor wire helps stabilize the electric power to the LED flasher from stock flasher relay.

: Electric power consumption level is the same as with stock flasher.

: Easy installation.

: One resistor per flasher.

* Some models (*2) require 2 resistors.

: This harness will produce heat when used. Please install in areas where heat is not a problem.

*2 ----- XR230, DR250R, DRZ400S/SM etc.

Part #

[D45-90-710](#)



DRC MOTOLED IC RELAY for DC

Stock flasher relay is designed to work with standard bulb flashers.

When the stock flasher is changed to LED flashers, the stock flasher relay does not work properly due to the difference in power consumption between the stock flasher bulb and the LED flasher. This IC Relay enables LED flashers to work in any configuration.

* Some models require the use of the stock IC relay along with this IC relay. (*1)

: Reduced electrical power usage.

: Some technical skills required for installation.

: One IC relay required for each bike.

: Flasher pilot light can not be used with position light when installed on XR250.

: If the flasher operates like hazard indicators after installation, Indicator lamp wiring kit is required.

: Works on 12V DC.

Can not be used with WR250F/450F

*1----- RMX250S, DRZ400S/SM etc.

Part #

[D45-69-830](#)



Installation of the LED flashers requires special knowledge and technique. Please contact your local dealer if you have any question upon installation.



Type-9901

Part #

[D45-59-901](#)

Front fork tightening bolts : 1 pc, front side



Type-9902

Part #

[D45-59-902](#)

Front fork tightening bolts : 2 pcs front side
Bike:XR,CRM, RMX, KLX, D-Tracker, 250SB etc



Type-9912

Part #

[D45-59-912](#)

Front fork tightening bolts : 2 pcs side
Bike : DRZ400, Tricker

DRC MOTOLED FRONT FLASHER HOLDERS

- Flasher mounting hardware bolts to your top clamp.
- Screw hole is 8 mm in diameter.
- Available in 3 different types.



[D45-59-950](#)

[D45-59-952](#)

[D45-59-953](#)

DRC MOTOLED FLASHER HOLDERS

- Flasher mount adapter for Honda, Yamaha and Kawasaki OEM flasher mounting bracket.
- Use OE brackets with the plates to mount DRC LED flashers.
- Flasher attachment hole diameter : 8 mm
- Available in black, titanium and blue anodized colors.

Shape	Part #	Color	Approximate bend
	D45-59-923	Black	HONDA: CRF250L/M/RALLY 17-20, CTX700/D/N 12-18, GROM125 14-20, NC700X 14-17, NC750X 18-19, CBR1000RR 06-16, CBR600RR 05-18, CRF1000L 16-17, CRF1100L AFRICA TWIN/DCT 20-21, CRF1100L AFRICA TWIN ADV SPORTS ES/ DCT20-21, RC213V-S 16, CBR500F/X/R 13-18
	D45-59-953	Black	YAMAHA KAWASAKI: YZF-R25/3 15-18, YZF-R6 06-16, YZF-R1 02-14, MT-07 14-17, MT-09 14-18, MT-01 05-09, FZ6/FAZER 04-17, FZ8/FAZER 11-16, FZ1/FAZER 08-14, XJ6N/F/S 09-16, TDM900 02-10, V-MAX 09-17, WR250R/X 07-17, XSR700 18, XSR900 16-18, KSR110 13, KLX125/D-TRACKER125 10-16, KLX150 09-13, KLX250 08-20, D-TRACKER X 08-16, NINJA250/R 08-12
	D45-59-952	Blue	
	D45-59-950	Ti-color	
	D45-59-933	Black	KAWASAKI KLX230 20-22, NINJA1000 11-19, NINJA650/R 06-17, NINJA400 18, NINJA250/300 13-18, H2 15-17, ZX-10R/RR 05-17, ZX-6R 05-17, VERSYS1000 15-18, VERSYS650 07-18, VERSYS-X250/300 17-18, Z1000 07-18, Z125 PRO 17-18, Z250SL 14, Z650 17, Z750 05-06, Z800 16, Z900 17, Z900RS 18-19, ER-6N 09-10, KLR650 08-17, VULCAN S 15-17

EXHAUST



CONTROL



TOURING



ELECTRICAL



BODY PARTS



DRIVE



TOOL



TRANSPORT



GARAGE



ACCESSORIES





EZ BATTERY CHARGING KIT

No need to remove the battery for charging!

Terminal Unit



Battery charging harness

DRC MOTOLED EZ BATTERY CHARGING KIT

- Convenient when you store your bike for a long time.
- Terminal unit can be used for various kinds of battery chargers.
- No need to remove the battery when you connect the harness to the terminal unit.
- Easy operation. Just turn the battery charger on.
- Additional battery charging harness available. Part number: [D45-01-002](#)

Part #	Set	Battery charging harness only
D45-01-001	Battery charging harness Terminal Unit	Part # D45-01-002



1

Install the battery charging harness to your bike.



2

Connect the battery charging connector and the terminal unit connector.



3

Connect battery charging clips to the terminal unit and start easy battery charging.



DRC Release Tie Wrap

- Releasable tie wrap, can be re-used.
- Length : 150 mm
- 6 pcs per pack.

Part #
[D58-10-101](#)



DRC Kill Switch

- Universal engine kill switch.
- Terminals are included for installation.

Part #
[D45-00-100](#)

Protects the meter from scratches, dirt and UV!



DRC
HARDWARE

Meter Screen Protective Film



Hard type (PET)

Works for the instrument panels with a flat surface.



Soft type (TPU)

Works for meter instrument panel with curved surfaces and 3D shapes. It adheres to curved surfaces and is difficult to peel off.



When applying to a spherical or curved surface, work carefully so as not to create wrinkles.



Scratch-proof
Stain-proof



UV
protection



For
motorcycle



2 sets

DRC

METER SCREEN PROTECTIVE FILM

- Meter Screen Protective Film provides strong protection.
- A film for just fit cut into a meter shape (1 mm clearance around the meter)
- Compatible with CRF1100L touch panel.
- Two types of materials, PET and TPU.
- PET clear hard type for flat meter shape.
- Clear soft type for curved and three-dimensional shapes.
- When the film is removed, no marks are left.
- 2 sheets per set.

Bike	Year	Part #	Material
HONDA			
CC110	18-21	D50-11-000	TPU
MONKEY125	19-22	D50-11-001	TPU
CT125	20-22	D50-11-001	TPU
TRAIL125	21-22	D50-11-001	TPU
DAX125	22	D50-11-001	TPU
GROM	14-20	D50-11-002	TPU
GROM	21-23	D50-11-006	PET
CB125R	18-21	D50-11-005	PET
ADV150	20	D50-11-007	PET
CRF250L/M	17-20	D50-11-002	TPU
CRF250L	21	D50-11-006	PET
CRF250L(S)	21	D50-11-006	PET
CRF300L	21-22	D50-11-006	PET
CRF250RALLY	17-20	D50-11-002	TPU
CRF250RALLY	21	D50-11-006	PET
CRF250RALLY(S)	21	D50-11-006	PET
CRF300L RALLY	21-22	D50-11-006	PET
CB250R	18-20	D50-11-005	PET
CBR250RR	17-22	D50-11-008	PET
REBEL250	17-19	D50-11-009	PET
REBEL250	20-22	D50-11-010	PET
CB300R	18-20	D50-11-005	PET
GB350	21	D50-11-016	PET
GB350 S	21	D50-11-016	PET
CB400F	13-18	D50-11-002	TPU
CBR400R	13-18	D50-11-002	TPU
CBR400R	19-21	D50-11-011	PET
400X	13-18	D50-11-002	TPU
400X	19-20	D50-11-011	PET
CB400 SUPER FOUR	18-20	D50-11-012	PET
CB400 SUPER BOL D'OR	18-20	D50-11-012	PET
CRF450L	19-20	D50-11-003	PET
CRF450RL	21-23	D50-11-003	PET
REBEL500	17-19	D50-11-009	PET
REBEL500	20	D50-11-010	PET
CB500X	13-18	D50-11-002	TPU
CB500F	13-18	D50-11-002	TPU
CB650R	19-21	D50-11-011	PET
CBR650R	19-21	D50-11-011	PET
NC750X	21	D50-11-013	PET
X-ADV	21	D50-11-015	PET
CB1000R	21	D50-11-015	PET
CRF1100L *	20-22	D50-11-004	PET
REBEL1100	21	D50-11-017	PET
CB1100/RS/EX	17-20	D50-11-014	PET
NT1100	22	D50-11-004	PET
HAWK 11	22	D50-11-017	PET
CB1300 SUPER FOUR	16-21	D50-11-012	PET
CB1300 SUPER BOL D'OR	16-21	D50-11-012	PET

Bike	Year	Part #	Material
KAWASAKI			
Z125PRO	19-22	D50-11-105	TPU
KLX230	20-22	D50-11-100	PET
VERSYS-250X/300X	17-20	D50-11-101	TPU
ZX-25R/SE	21-22	D50-11-101	TPU
NINJA250	18-22	D50-11-101	TPU
Z250	19-22	D50-11-106	TPU
NINJA400	18-22	D50-11-101	TPU
Z400	19-22	D50-11-106	TPU
NINJA650	17-19	D50-11-101	TPU
NINJA650	20-22	D50-11-104	PET
ZX-6R	19-22	D50-11-101	TPU
Z650	20-22	D50-11-104	PET
W800/STREET/CAFÉ	15-22	D50-11-102	PET
MEGURO K3	21-22	D50-11-102	PET
Z900	20-22	D50-11-103	PET
Z900RS/CAFÉ	18-22	D50-11-103	PET
NINJA ZX-10R	21-22	D50-11-104	PET
NINJA ZX-10RR	21	D50-11-104	PET
NINJA1000	17-19	D50-11-101	TPU
NINJA1000SX	20-22	D50-11-104	PET
Z H2	20-22	D50-11-104	PET
SUZUKI			
V-STROM 250	17-21	D50-11-200	PET
GSX250R	17-20	D50-11-200	PET
SV650/X	17-21	D50-11-201	PET
V-STROM 650/XT	17-19	D50-11-202	PET
GSX-S750	18-21	D50-11-201	PET
GSX-S1000	17-20	D50-11-201	PET
GSX-S1000	22	D50-11-204	PET
GSX-S1000F	19-20	D50-11-201	PET
V-STROM 1000	18-19	D50-11-202	PET
V-STROM 1050/XT	20-21	D50-11-203	PET
GSX-R1000R	17-22	D50-11-204	PET
KATANA	19-20	D50-11-204	PET
YAMAHA			
SEROW250	05-20	D50-11-300	PET
YZF-R25	19-21	D50-11-302	PET
MT-25	20-21	D50-11-302	PET
MT-03	20-22	D50-11-302	PET
SR400	00-21	D50-11-305	TPU
XSR700	18-21	D50-11-303	PET
XSR900	18-21	D50-11-303	PET
TENERE700	20-22	D50-11-301	PET
NIKEN/GT	18-20	D50-11-304	PET
MT-10	17-21	D50-11-304	PET
FZ-10	17	D50-11-304	PET

Bike	Year	Part #	Material
KTM			
690 ENDURO R	19-20	D50-11-400	PET
690 SMC R	19-20	D50-11-400	PET
790 ADVENTURE/R/ RALLY	19-22	D50-11-401	PET
890 ADVENTURE R	22	D50-11-401	PET
125DUKE	17-22	D50-11-401	PET
390DUKE	17-22	D50-11-401	PET
390 ADVENTURE	20-22	D50-11-401	PET
HUSQVARNA			
701ENDURO/LR	16-20	D50-11-400	PET
701SUPERMOTO	16-20	D50-11-400	PET

*Touch panel compatible. Set of touch panel and indicator panel.

EXHAUST



CONTROL



TOURING



ELECTRICAL



BODY PARTS



DRIVE



TOOL



TRANSPORT



GARAGE



ACCESSORIES





EXHAUST



CONTROL



TOURING



ELECTRICAL



BODY PARTS



DRIVE



TOOL



TRANSPORT



GARAGE



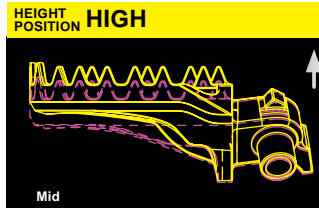
ACCESSORIES



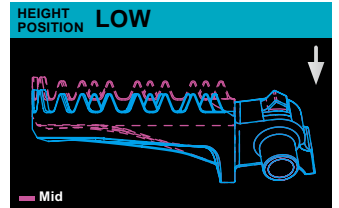
DRC
WIDE FOOTPEG

- Durable steel wide foot pegs.
- Made of chromium molybdenum steel for extreme durability.
- 50 mm step width provides better grip and control.
- Mid, High (5 mm higher than medium peg position) and Low (5 mm lower than medium peg position) are available for rider's body type or use. (Excluding some models.)
- Black powder coating finish.

* Foot peg height may differ from stock peg height on some models.



High gravity point allows for easy lean on the bike.
Good for shorter riders.




Low gravity point provides better traction during standing ride.
Good for taller riders.



DRC
ULTRA WIDE FOOTPEG

- Wider foot pegs than our DRC foot pegs for pro use.
- 57 mm width foot pegs provides better foot peg traction and control.
- Made of chromium molybdenum steel for extreme durability.
- Black powder coating finish.



Bike	Year	Low (-5)	Mid	High (+5)	U-Wide
HONDA					
CR125/250	02-07	-	D48-02-532	D48-02-632	D48-02-832 #1
CRF150R	07-22	-	D48-02-532	D48-02-632	D48-02-832 #1
CRF250R	04-23	-	D48-02-532	D48-02-632	D48-02-832 #1
CRF250RX	19-23	-	D48-02-532	D48-02-632	D48-02-832 #1
CRF450R	02-23	-	D48-02-532	D48-02-632	D48-02-832 #1
CRF450RX	17-23	-	D48-02-532	D48-02-632	D48-02-832 #1
CRF450L	19-20	-	D48-02-532	D48-02-632	D48-02-832 #1
CRF450RL	21-23	-	D48-02-532	D48-02-632	D48-02-832 #1
CRF250X	04-17	-	D48-02-532	D48-02-632	D48-02-832 #1
CRF450X	05-23	-	D48-02-532	D48-02-632	D48-02-832 #1
CRF110F	13-16	-	D48-02-533	-	-
CRF110F	19-22	-	D48-02-546	-	-
CRF125F	14-18	-	D48-02-533	-	-
CRF125F	19-23	-	D48-02-547	-	-
CRF230F	03-19	-	D48-02-503	-	-
CRF250F	19-22	-	D48-02-503	-	-
CRM50/80	88-98	-	D48-02-542	-	-
CRM250R/AR	91-98	-	D48-02-524	-	-
CROSS CUB110 #3	13-21	-	D48-02-543	-	-
CT125	20-22	-	D48-02-545	-	-
TRAIL125	21-22	-	D48-02-545	-	-
CRF150L	18	-	D48-02-503	-	-
CRF250L/M	12-21	-	D48-02-532	D48-02-632	D48-02-832
CRF250L(S)	21	-	D48-02-532	D48-02-632	D48-02-832
CRF250RALLY	17-21	-	D48-02-532	D48-02-632	D48-02-832
CRF250RALLY(S)	21	-	D48-02-532	D48-02-632	D48-02-832
CRF300L	21-22	-	D48-02-532	D48-02-632	D48-02-832
CRF300RALLY	21-22	-	D48-02-532	D48-02-632	D48-02-832
CRF1000L Africa Twin/ DCT	16-17	-	D48-02-534	-	D48-02-834
CRF1100L Africa Twin/ DCT	18-19	D48-02-532	D48-02-632	-	D48-02-832
CRF1100L Africa Twin ADV Sports ES/DCT	20-21	D48-02-532	D48-02-632	-	D48-02-832
SL230	97-01	-	D48-02-534	-	-
XL250 DEGREE	91-95	-	D48-02-534	-	-
XR230	05-13	-	D48-02-534	-	-
XR250R(ME08)	96-04	-	D48-02-524	-	-
SUPER XR250/BAJA	95-02	-	D48-02-524	-	-
XR250/MOTARD	03-07	-	D48-02-524	-	-
XR400R	96-04	-	D48-02-534	-	-
XR600R	92-00	-	D48-02-534	-	-
XR650L	92-20	-	D48-02-534	-	-
XR650R	00-07	-	D48-02-534	-	-
YAMAHA					
YZ65	18-23	D48-02-406	D48-02-506	D48-02-606	D48-02-806
YZ85	02-23	D48-02-406	D48-02-506	D48-02-606	D48-02-806
YZ125/250	99-23	D48-02-406	D48-02-506	D48-02-606	D48-02-806 #1
YZ250F	01-16	D48-02-406	D48-02-506	D48-02-606	D48-02-806
YZ250F	17-23	-	D48-02-406	D48-02-506	D48-02-806 #1
YZ450F	03-15	D48-02-406	D48-02-506	D48-02-606	D48-02-806
YZ450F	16-22	-	D48-02-406	D48-02-506	D48-02-806
YZ125X	17-23	D48-02-406	D48-02-506	D48-02-606	D48-02-806 #1
YZ250X	16-23	D48-02-406	D48-02-506	D48-02-606	D48-02-806 #1
YZ250FX	15-23	-	D48-02-406	D48-02-506	D48-02-806
YZ450FX	16-23	-	D48-02-406	D48-02-506	D48-02-806
WR250F	01-06	D48-02-406	D48-02-506	D48-02-606	D48-02-806
WR250F	07-23	-	D48-02-406	D48-02-506	D48-02-806 #1
WR400F-450F	99-15	D48-02-406	D48-02-506	D48-02-606	D48-02-806
WR400F-450F	16-23	-	D48-02-406	D48-02-506	D48-02-806
DT200WR	91-94	-	D48-02-535	-	-
DT230LANZA	97-98	-	D48-02-535	-	-
SEROW225	95-04	-	D48-02-536	-	-
SEROW250/TRICKER	04-20	-	D48-02-535	-	-
TT250R/RAID	93-97	-	D48-02-535	-	-
WR155R	20	-	D48-02-535	-	-
WR250R/X	07-20	D48-02-437	D48-02-537	D48-02-637	-
XTZ125	13-17	-	D48-02-535	-	-
XT250	08-22	-	D48-02-535	-	-
TENERE700 #4	20-22	D48-02-406	D48-02-506	D48-02-606	D48-02-806
KAWASAKI					
KX65	00-23	-	D48-02-523	-	-
KX80/85/100	98-23	D48-02-523 #2	-	-	-
KX112	22-23	D48-02-523 #2	-	-	-
KX250F	09-18	-	D48-02-531	D48-02-631	D48-02-831 #1
KX250	19-22	-	D48-02-531	D48-02-631	D48-02-831 #1
KX450F	09-18	-	D48-02-531	D48-02-631	D48-02-831 #1
KX450	19-23	-	D48-02-531	D48-02-631	D48-02-831 #1
KX250X	21-23	-	D48-02-531	D48-02-631	D48-02-831
KX450X	21-23	-	D48-02-531	D48-02-631	D48-02-831
KDX220R	94-05	-	D48-02-526	-	-
KDX250R	91-94	-	D48-02-526	-	-
KLX110/L	02-20	-	D48-02-551	-	-
KLX110R L	21-22	-	D48-02-551	-	-
KLX125/D-TRACKER125	10-16	-	D48-02-507	-	-
KLX150BF	16	-	D48-02-507	-	-
KLX150S	09-13	-	D48-02-507	-	-
KLX230	20-22	-	D48-02-544	-	-
KLX230S	22	-	D48-02-544	-	-
KLX230R	20-23	-	D48-02-544	-	-
KLX230R S	22-23	-	D48-02-544	-	-
KLX250/D-TRACKER	98-20	-	D48-02-522	-	-
KLX300R	96-21	-	D48-02-522	-	-

Bike	Year	Low (-5)	Mid	High (+5)	U-Wide
SUZUKI					
RM85	02-21	-	D48-02-561	-	-
RM125/250	91-00	-	D48-02-521	-	-
RMZ250	07-09	-	D48-02-504	-	-
RMZ250	10-22	-	D48-02-520	-	D48-02-820
RMZ450	08-09	-	-	D48-02-605	-
RMZ450	10	-	D48-02-520	-	D48-02-820
RMZ450	12-22	-	D48-02-520	-	D48-02-820
RMX450Z	10-19	-	D48-02-520	-	D48-02-820
RMX250R	89-99	-	D48-02-521	-	-
RMX250S	93-99	-	D48-02-521	-	-
DJEBEL250/250XC	93-06	-	D48-02-507	-	-
DR250/350S/R	90-00	-	D48-02-507	-	-
DR-Z400E/R/S/SM	00-21	-	D48-02-521	-	-
KTM					
65SX	09-23	D48-02-410	D48-02-510	D48-02-610	D48-02-810
85SX	13-17	D48-02-410	D48-02-510	D48-02-610	D48-02-810
85SX	18-23	D48-02-482	D48-02-582	D48-02-682	D48-02-882
85SX	98-15	D48-02-410	D48-02-510	D48-02-610	D48-02-810
125SX/250-450SX-F	16-22	D48-02-482	D48-02-582	D48-02-682	D48-02-882
125SX/250-450SX-F	98-16	D48-02-410	D48-02-510	D48-02-610	D48-02-810
250SX	17-22	D48-02-482	D48-02-582	D48-02-682	D48-02-882 #2
125-530 EXC/EXC-F	98-16	D48-02-410	D48-02-510	D48-02-610	D48-02-810
150-500 EXC/EXC-F	17-23	D48-02-582	D48-02-682	-	D48-02-882
125-300XC	06-16	D48-02-410	D48-02-510	D48-02-610	D48-02-810
125-300XC	17-22	D48-02-482	D48-02-582	D48-02-682	D48-02-882
250-450XC-F	08-15	D48-02-410	D48-02-510	D48-02-610	D48-02-810
250-450XC-F	16-22	D48-02-482	D48-02-582	D48-02-682	D48-02-882 #2
200-530XC-W/XCF-W	06-16	D48-02-410	D48-02-510	D48-02-610	D48-02-810
125-300XC-W	17-23	D48-02-582	D48-02-682	-	D48-02-882
FREERIDE250F	18-19	D48-02-410	D48-02-510	D48-02-610	D48-02-810
FREERIDE250R	14-17	D48-02-410	D48-02-510	D48-02-610	D48-02-810
FREERIDE350	12-17	D48-02-410	D48-02-510	D48-02-610	D48-02-810
790ADVENTURE/R	19-22	D48-02-410	D48-02-510	D48-02-610	D48-02-810
890ADVENTURE/R	19-21	D48-02-410	D48-02-510	D48-02-610	D48-02-810
950ADVENTURE/S	03-06	D48-02-410	D48-02-510	D48-02-610	D48-02-810
950SUPER ENDURO/R	06-10	D48-02-410	D48-02-510	D48-02-610	D48-02-810
950SUPER MOTO/R	05-08	D48-02-410	D48-02-510	D48-02-610	D48-02-810
990ADVENTURE/R/S	06-13	D48-02-410	D48-02-510	D48-02-610	D48-02-810
990SUPER MOTO/R/T	09-13	D48-02-410	D48-02-510	D48-02-610	D48-02-810
1050ADVENTURE	15-16	D48-02-410	D48-02-510	D48-02-610	D48-02-810
1090ADVENTURE/R	17	D48-02-410	D48-02-510	D48-02-610	D48-02-810
1190ADVENTURE/R	13-16	D48-02-410	D48-02-510	D48-02-610	D48-02-810
1290SUPER ADVENTURER/R/S/T	15-17	D48-02-410	D48-02-510	D48-02-610	D48-02-810
HUSQVARNA					
WR125,TE250,SM250	07-09	D48-02-481	D48-02-581	D48-02-681	-
TC85	14-17	D48-02-410	D48-02-510	D48-02-610	D48-02-810
TC85	18-23	D48-02-482	D48-02-582	D48-02-682	D48-02-882
TC125/FC 250-450	14-15	D48-02-410	D48-02-510	D48-02-610	D48-02-810
TC125/FC 250-450	16-22	D48-02-482	D48-02-582	D48-02-682	D48-02-882
TC250	14-16	D48-02-410	D48-02-510	D48-02-610	D48-02-810
TC250	17-22	D48-02-482	D48-02-582	D48-02-682	D48-02-882 #2
TE/FE125-501	14-16	D48-02-410	D48-02-510	D48-02-610	D48-02-810 #2
TX125	17-23	D48-02-582	D48-02-682	-	D48-02-882
TX125	17-18	D48-02-582	D48-02-682	-	D48-02-882
TX/FX300-450	17-22	D48-02-482	D48-02-582	D48-02-682	D48-02-882 #2
FS450	15	D48-02-410	D48-02-510	D48-02-610	D48-02-810
FS450	16-22	D48-02-582	D48-02-682	-	D48-02-882
GASGAS					
MC65	21-23	D48-02-410	D48-02-510	D48-02-610	D48-02-810
MC85	21-23	D48-02-482	D48-02-582	D48-02-682	D48-02-882
MC125	21-23	D48-02-482	D48-02-582	D48-02-682	D48-02-882
MC250	22-23	D48-02-482	D48-02-582	D48-02-682	D48-02-882
MC250F	21-23	D48-02-482	D48-02-582	D48-02-682	D48-02-882
MC350F	22-23	D48-02-482	D48-02-582	D48-02-682	D48-02-882
MC450F	21-23	D48-02-482	D48-02-582	D48-02-682	D48-02-882
EC300	21-23	D48-02-582	D48-02-682	-	D48-02-882 #2
EC250F	21-23	D48-02-582	D48-02-682	-	D48-02-882 #2
EC350F	21-23	D48-02-582	D48-02-682	-	D48-02-882 #2
EX250	22-23	D4			



DRC
MOTARD FOOT PEG

- 50 mm step width provides better grip and control.
- Shorter length, higher peg position for super moto racing use, prevents peg body wear by hitting asphalt.
- Equipped with replacable peg slider.
- Made of chromium molybdenum steel for extreme durability.
- Black powder coating finish.
- Replacement peg slider available.

EQUIPPED PEG SLIDER



DRC
REPLACEMENT PEG SLIDER

Comes in pairs.
4 screws for attachment are included.

Part #

[D48-02-999](#)





Bike	Year	Part #
HONDA		
CR125/250	02-07	D48-02-932
CRF150R	07-22	D48-02-932
CRF250R	04-23	D48-02-932
CRF250RX	19-23	D48-02-932
CRF450R	02-23	D48-02-932
CRF450RX	17-23	D48-02-932
CRF450L	19-20	D48-02-932
CRF450RL	21-23	D48-02-932
CRF250X	04-17	D48-02-932
CRF450X	05-23	D48-02-932
CRF250LM	12-21	D48-02-932
CRF250L(S)	21	D48-02-932
CRF250RALLY	17-21	D48-02-932
CRF250RALLY(S)	21	D48-02-932
CRF300L	21-22	D48-02-932
CRF300RALLY	21-22	D48-02-932
CRF1000L AFRICA TWIN/DCT	18-19	D48-02-932
CRF1100L AFRICA TWIN/DCT	20-21	D48-02-932
CRF1100L AFRICA TWIN	20-21	D48-02-932
ADV SPORTS ES/DCT		
XR250R	95-04	D48-02-924
SUPER XR250/BAJA	95-02	D48-02-924
XR250/MOTARD	03-07	D48-02-924
YAMAHA		
YZ65	18-23	D48-02-906
YZ85	02-23	D48-02-906
YZ125/250	99-23	D48-02-906
YZ250F	01-23	D48-02-906
YZ400F-450F	99-22	D48-02-906
YZ125X	17-23	D48-02-906
YZ250X	16-23	D48-02-906
YZ250FX	15-23	D48-02-906
YZ450FX	16-23	D48-02-906
WR250F	01-23	D48-02-906
WR400F-450F	99-23	D48-02-906
WR250R/X	07-20	D48-02-937
TENERE700 #	20-22	D48-02-906
KAWASAKI		
KX250F	09-18	D48-02-931
KX250	19-22	D48-02-931
KX450F	09-18	D48-02-931
KX450	19-23	D48-02-931
KX250X	21-23	D48-02-931
KX450X	21-23	D48-02-931
KLX250/D-TRACKER	98-20	D48-02-922
KLX300R	96-21	D48-02-922
SUZUKI		
RM125/250	91-00	D48-02-921
RMZ450	08-09	D48-02-905
RMX250R	89-99	D48-02-921
RMX250S	93-99	D48-02-921
DRZ400E/R/S/SM	00-21	D48-02-921
KTM		
125SX/250-450SX-F	98-15	D48-02-910
	16-22	D48-02-982
250SX	98-16	D48-02-910
	17-22	D48-02-982
125-530 EXC/EXC-F	98-16	D48-02-910
	17-23	D48-02-982
125-300XC	06-16	D48-02-910
	17-22	D48-02-982
250-450XC-F	08-15	D48-02-910
	16-22	D48-02-982
125-530XC-W/XCF-W	06-16	D48-02-910
	17-23	D48-02-982
790ADVENTURE/R	19-22	D48-02-910
890ADVENTURE/R	21	D48-02-910
950ADVENTURE/S	03-06	D48-02-910
950SUPER ENDURO	06-10	D48-02-910
950SUPER MOTO/R	05-08	D48-02-910
990ADVENTURE	06-13	D48-02-910
990SUPER MOTO/R/T	09-13	D48-02-910
1050ADVENTURE	15-16	D48-02-910
1090ADVENTURE/R	17	D48-02-910
1190ADVENTURE/R	13-16	D48-02-910
1290SUPER ADVENTUR/R/S/T	15-17	D48-02-910
HUSQVARNA		
WR125,TE250,SM250	07-09	D48-02-981
TC125/FC 250-450	14-15	D48-02-910
	16-22	D48-02-982
TC250	14-16	D48-02-910
	17-22	D48-02-982
TE/FE125-501	14-16	D48-02-910
	17-23	D48-02-982
TX/FX125-450	17-22	D48-02-982
FS450	15	D48-02-910
	16-22	D48-02-982
GASGAS		
MC125	21-23	D48-02-982
MC250	22-23	D48-02-982
MC250F	21-23	D48-02-982
MC350F	22-23	D48-02-982
MC450F	21-23	D48-02-982
EC300	21-23	D48-02-982
EC250F	21-23	D48-02-982
EC350F	21-23	D48-02-982
EX250	22-23	D48-02-982
EX300	21-23	D48-02-982
EX250F	21-23	D48-02-982
EX350F	21-23	D48-02-982
EX450F	21-23	D48-02-982
BETA		
RR2T 125-300	13-19	D48-02-910
RR4T 350-500	10-19	D48-02-910
X-TRAINER	15-22	D48-02-910

D48-01-110 Foot peg Spring Pin Set are required for installation.

DRC
WELD-ON FOOT PEG WIDENERS

- A material kit that widens the foot pegs by processing, such as cutting, bending and welding.
 - The best kit for widening aftermarket parts and vehicles with out wide foot peg settings.
 - Sold in pairs
- [Please note] Welding equipment is required for the work.

Part #	Material	Thickness	Length
D48-02-010	Steel	3 mm	180 mm



EXHAUST

CONTROL

TOURING

ELECTRICAL

BODY PARTS

DRIVE

TOOL

TRANSPORT

GARAGE

ACCESSORIES

Bike	Year	Pin/Spring
HONDA		
CR125/250	02-07	D48-01-102
CRF150R	07-22	D48-01-101
CRF250R	04-23	D48-01-102
CRF250RX	19-23	D48-01-102
CRF450R	02-23	D48-01-102
CRF450RX	17-23	D48-01-102
CRF450L	19-20	D48-01-102
CRF450RL	21-23	D48-01-102
CRF250X	04-17	D48-01-102
CRF450X	05-23	D48-01-102
CRM50/80	88-98	D48-01-109
CRF110F	13-22	D48-01-103
CRF125F	14-23	D48-01-103
CRF230F	03-19	D48-01-103
CRF250F	19-22	D48-01-103
CRM250R/AR	91-98	D48-01-105
CRF150L	18	D48-01-103
CRF250L/M	12-21	D48-01-101
CRF250L(S)	21	D48-01-101
CRF250RALLY	17-21	D48-01-101
CRF250RALLY(S)	21	D48-01-101
CRF300L	21-22	D48-01-101
CRF300RALLY	21-22	D48-01-101
CRF1000L Africa Twin/DCT	16-17	D48-01-104
	18-19	D48-01-101
CRF1100L Africa Twin/DCT	20-21	D48-01-101
CRF1100L Africa Twin ADV Sports ES/DCT	20-21	D48-01-101
SL230	97-01	D48-01-104
TLM200	85-87	D48-01-105
TLM220	88-93	D48-01-105
TLR250	86	D48-01-105
XL250 DEGREE	91-95	D48-01-105
XLR250R	87-94	D48-01-108
XR230	05-13	D48-01-104
XR250R(ME06)	86-95	D48-01-108
XR250R(ME08)	96-04	D48-01-106
SUPER XR250/BAJA	95-02	D48-01-106
XR250/MOTARD	03-07	D48-01-106
XR400R	96-04	D48-01-106
XR600R	92-00	D48-01-106
XR650L	92-20	D48-01-106
XR650R	00-07	D48-01-107
YAMAHA		
YZ65	18-23	D48-01-110
YZ85	02-23	D48-01-110
YZ125/250	99-23	D48-01-110
YZ250F	01-23	D48-01-110
YZ450F	03-22	D48-01-110
YZ125X	17-23	D48-01-110
YZ250X	16-23	D48-01-110
YZ250FX	15-23	D48-01-110
YZ450FX	16-23	D48-01-110
WR250F	01-23	D48-01-110
WR400F-450F	99-23	D48-01-110
DT200WR	91-94	D48-01-112
DT230LANZA	97-98	D48-01-112
SEROW225	95-04	D48-01-113
SEROW250/TRICKER #1	04-20	D48-01-112
TT250R/RAID	93-97	D48-01-112
WR155R #1	20	D48-01-112
WR250R/X	07-20	D48-01-111
XTZ125	13-17	D48-01-113
XT250 #1	08-22	D48-01-112
KAWASAKI		
KX65	00-23	D48-01-122
KX80/85/100	98-23	D48-01-122
KX112	22-23	D48-01-122
KX125-250	91-96	D48-01-116
KX500	88-04	D48-01-116
KX250F	09-18	D48-01-114
KX250	19-22	D48-01-114
KX450F	09-18	D48-01-114
KX450	19-23	D48-01-114
KX250X	21-23	D48-01-114
KX450X	21-23	D48-01-114
KDX125SR	90-99	D48-01-115
KDX200R/SR	89-93	D48-01-115
KDX220R/SR	94-05	D48-01-116
KDX250R/SR	91-94	D48-01-116
KLX125, D-TRACKER125 #2	10-16	D48-01-115
KLX150BF #2	16	D48-01-115
KLX150S	09-13	D48-01-115
KLX250/D-TRACKER	98-20	D48-01-106
KLX300R	96-21	D48-01-106
SUPER SHERPA	97-10	D48-01-115
SUZUKI		
RM125	92-02	D48-01-117
RM250	91-00	D48-01-117
RM-Z250	10-22	D48-01-118
RM-Z450	10-22	D48-01-118
RMX450Z	10-19	D48-01-118
RMX250R	89-99	D48-01-117
RMX250S	93-99	D48-01-117
DJEBEL250/250XC	93-06	D48-01-112
DR250/350S/R	90-00	D48-01-112
DR-Z400E/R/S/SM	00-19	D48-01-117



DRC FOOT PEG SPRING PIN SET

- Replacement foot peg spring and pin set.
- Kit comes with foot peg pins, springs, washers and cotter pins.
- Pin is made of stainless steel, high corrosion and wear resistance.
- Available for many models.

Bike	Year	Pin/Spring
KTM		
65SX	09-23	D48-01-119
85SX	03-17	D48-01-119
	18-23	D48-01-120
125SX/250-450SX-F	98-15	D48-01-119
	16-22	D48-01-120
250SX	98-16	D48-01-119
	17-22	D48-01-120
125-530 EXC/EXC-F	98-16	D48-01-119
150-500 EXC/EXC-F	17-23	D48-01-120
125-300XC	06-16	D48-01-119
	17-22	D48-01-120
250-450XC-F	08-15	D48-01-119
	16-22	D48-01-120
200-530XC-W/XCF-W	06-16	D48-01-119
125-300XC-W	17-23	D48-01-120
FREERIDE250F	18-19	D48-01-119
FREERIDE250R	14-17	D48-01-119
FREERIDE350	12-17	D48-01-119
690ENDURO/R	08-22	D48-01-119
690SMC/R	08-22	D48-01-119
690SUPER MOTO/R	07-09	D48-01-119
790ADVENTURE/R	19-22	D48-01-119
890ADVENTURE/R	21	D48-01-119
950ADVENTURE/S	03-06	D48-01-119
950SUPER ENDURO/R	06-10	D48-01-119
950SUPER MOTO/R	05-08	D48-01-119
990ADVENTURE/R/S	06-13	D48-01-119
990SUPER MOTO/R/T	09-13	D48-01-119
1050ADVENTURE	15-16	D48-01-119
1090ADVENTURE/R	17	D48-01-119
1190ADVENTURE/R	13-16	D48-01-119
1290SUPER ADVENTUR/R/S/T	15-17	D48-01-119
HUSQVARNA		
TC85	14-17	D48-01-119
	18-23	D48-01-120
TC125/FC250-450	14-15	D48-01-119
	16-22	D48-01-120
TC250	14-16	D48-01-119
	17-22	D48-01-120
TE/FE125-501	14-16	D48-01-119
	17-23	D48-01-120
TX125	17-18	D48-01-120
TX/FX300-450	17-22	D48-01-120
701ENDURO	16-22	D48-01-119
701SUPER MOTO	16-22	D48-01-119
FS450	15	D48-01-119
	16-22	D48-01-120
GASGAS		
MC65	21-23	D48-01-119
MC85	21-23	D48-01-120
MC125	21-23	D48-01-120
MC250	22-23	D48-01-120
MC250F	21-23	D48-01-120
MC350F	21-23	D48-01-120
MC450F	21-23	D48-01-120
EC300	21-23	D48-01-120
EC250F	21-23	D48-01-120
EC350F	21-23	D48-01-120
EX250	22-23	D48-01-120
EX300	21-23	D48-01-120
EX250F	21-23	D48-01-120
EX350F	21-23	D48-01-120
EX450F	21-23	D48-01-120
BETA		
RR2T 125-300	13-19	D48-01-119
RR4T 350-500	10-19	D48-01-119
X-TRAINER	15-22	D48-01-119

#1 This product is not compatible with ZETA Aluminum Foot Peg ZE93-1670.
 #2 Stainless steel pins cannot be used when D48-03-211 is installed.

EXHAUST



CONTROL



TOURING



ELECTRICAL



BODY PARTS



DRIVE



TOOL



TRANSPORT



GARAGE



ACCESSORIES



Best spring for grown-up to ride



DRC
DRC FRONT FORK
85/150cc adult specification 

- Originally designed a spring that gives the most suitable suspension effect when going off-road on a mini motocross.
- The optimum spring rate is set for each model with a weight of 65 kg as a guide.
- Achieves stress-free and comfortable sports riding by improving stability and reducing the feeling of bottoming out on motocross courses.



CRF150R

Bike	Year	Part #	Spring rate	Ratio
CR80R/85R	96-04	D35-01-808	3.3N/mm	11-29%
	05-07	D35-01-818	4.1N/mm	48%
CR80R11/85R11	96-07	D35-01-808	3.3N/mm	12-20%
	07-22	D35-01-818	4.1N/mm	23%
CRF150R	07-22	D35-01-818	4.1N/mm	16%
YZ80/85	97-23	D35-01-838	3.5N/mm	25%
YZ80LW/85LW	97-23	D35-01-838	3.5N/mm	21%
KX80/85	01-22	D35-01-838	3.5N/mm	23%
KX8011/8511	98-22	D35-01-838	3.5N/mm	23%
KX100	95-21	D35-01-838	3.5N/mm	23%
KX112	22-23	D35-01-838	3.5N/mm	23%
RM80/85	05-17	D35-01-808	3.3N/mm	20%
RM80L/85L	05-17	D35-01-808	3.3N/mm	20%

[Caution] Assemble the front with the marking on the bottom.



DRC
DRC FRONT FORK / REAR SHOCK SPRING 

- Uniquely designed springs that provide the most suitable suspension effect when traveling off-road.
- With a weight of 65 kg as a guide, a spring rate of -15% to +30% is set depending on the model.
- Improves stability and reduces the feeling of bottoming out when driving on dirt, and realizes comfortable sports riding without stress in various fields.

When doing off-road sports driving on a trail bike or a fan ride bike.

- "I want a little more traction"
- "The suspension is hard so that I get tired"
- "I feel floating"

Designed with the concept of "just right" to eliminate such dissatisfaction



KLX230

Bike	Year	Front		Rear		
		Part #	Ratio	Part #	Color	
CRF110F	13-23	D35-01-043	Approx. 40%UP	D35-02-043	White	Approx. 50%UP
CRF125F	14-18	D35-01-013	Approx. 13%UP	D35-02-023	White	Approx. 30%UP
	19-23	D35-01-023	Approx. 30%UP	D35-02-033	White	Approx. 30%UP
CRF250L	12-20	D35-01-001	Approx. 25%UP	D35-02-001	White	Approx. 20%UP
	21	D35-01-004	Approx. 25%UP	D35-02-005	White	Approx. 25%UP
CRF250L LD	17-20	D35-01-002	Approx. 35%UP	D35-02-003	White	Approx. 35%UP
CRF250L(S)	21	D35-01-003	Approx. 25%UP	D35-02-004	White	Approx. 25%UP
CRF250RALLY	17-20	D35-01-001	Approx. 30%UP	D35-02-002	White	Approx. 30%UP
CRF250RALLY LD	21	D35-01-004	Approx. 25%UP	D35-02-006	White	Approx. 25%UP
CRF250RALLY(S)	17-20	D35-01-002	Approx. 35%UP	D35-02-003	White	Approx. 35%UP
TTR110	21	D35-01-003	Approx. 25%UP	D35-02-004	White	Approx. 25%UP
TTR125LWE	08-23	D35-01-323	Approx. 22%UP	D35-02-323	White	Approx. 25%UP
TTR125LWE	03-07	D35-01-313	Approx. 30%UP	D35-02-313	Black	Approx. 30%UP
	08-22	D35-01-333	Approx. 30%UP	D35-02-313	Black	Approx. 30%UP
SEROW250	05-20	D35-01-343	Approx. 20%UP	D35-02-353	White	Approx. 18%UP
WR250R(Lv.3)	07-17	D35-01-363	Approx. 15%DOWN	D35-02-363	Black	Approx. 10%DOWN
WR250R(Lv.5)	07-16	D35-01-365	Approx. 10%UP	D35-02-365	Blue	Approx. 6%UP
	17	D35-01-365	Approx. 10%UP	-	-	-
TENERE700	20	D35-01-373	Approx. 10%UP	D35-02-373	White	Approx. 10%UP
KLX110L	10-20	D35-01-133	Approx. 35%UP	D35-02-133	White	Approx. 38%UP
KLX110RL	21-22	D35-01-133	Approx. 35%UP	D35-02-133	White	Approx. 38%UP
KLX125/150S	10-16	D35-01-123	Approx. 30%UP	-	-	-
KLX250	08-16	D35-01-153	Approx. 20%UP	D35-02-153	Black	Approx. 13%UP
KLX230	20-21	D35-01-163	Approx. 25%UP	D35-02-163	White	Approx. 25%UP
KLX230R	20-22	D35-01-163	Approx. 25%UP	D35-02-163	White	Approx. 25%UP

*WR250R (Lv.3) is softer than Normal and (Lv.5) is harder.
For KLX125/150S, it is necessary to set the rear suspension firmly and adjust the front and rear balance. (Example: If the weight is 70 kg, return it by one step from the spring initial adjustment position MAX.) D-TRACKER 125 cannot be installed. *

EXHAUST



CONTROL



TOURING



ELECTRICAL



BODY PARTS



DRIVE



TOOL



TRANSPORT




GARAGE



ACCESSORIES





Bike	Year	LOWDOWN		HIGH LIFT	
		Part #	Table: up and down amount	Part #	Table: up and down amount
CRM250R	89-90	D46-01-201	-30mm	D46-01-501	+20mm
CRM250R/AR	91-98	D46-01-202	-27mm	D46-01-502	+20mm
DT200WR	91-94	D46-01-236	-30mm	D46-01-536	+20mm
DT230LANZA	97-98	D46-01-237	-20mm	D46-01-537	+20mm
SEROW250	05-20	D46-01-234	-31mm	D46-01-543	+28mm
XT250X	06-17	D46-01-234	-31mm	D46-01-543	+26mm
TRICKER	04-18	D46-01-234	-30mm	D46-01-543	+31mm
TENERE700	21-22	D46-01-238	-40mm	-	-
KX65	00-23	D46-01-224	-30mm	-	-
		D46-01-225	-50mm	-	-
KDX125SR	90-99	D46-01-211	-25mm	-	-
KDX200SR	89-93	D46-01-211	-30mm	D46-01-512	+20mm
KDX220SR	94-99	D46-01-213	-30mm	-	-
KDX250SR	91-94	D46-01-214	-30mm	-	-
KLX250/SR/ES	93-07	D46-01-210	-33mm	D46-01-510	+10mm
KLX250	08-16	D46-01-210	-23mm	D46-01-510	+21mm
D-TRACKER	98-07	D46-01-210	-33mm	D46-01-510	+10mm
D-TRACKER X	08-16	D46-01-210	-23mm	D46-01-510	+21mm
SUPER SHERPA	97-08	D46-01-216	-25mm	D46-01-516	+25mm
VERSYS-X250	17-19	D46-01-221	-25mm	-	-
VERSYS-X300	17-19	D46-01-221	-25mm	-	-

Measuring rear axle vertical with no Load.

DRC
REAR SUSPENSION LINK KIT

LOWDOWN / LIFT UP

- Kit to lift up or lowdown the bike.
- Allows to optimal bike position for a rider by changing seat height, link ratio, caster angle.
- The lowdown type : The amount of descent is designed to maximize the performance without losing the off road function.
- The high lift type : Allows improved nimble steering and better traction as the wheelbase becomes shorter with a steep caster.
- Easy installation with two bolts.
- Black color.

[Important note]
As the link ratio changes, the lowdown type makes the suspension softer, and the high lift type becomes harder. Please re-adjust the front and rear suspension as necessary.
Depending on the setting, modification may be required on the side stand in some case.



DRC
FF STROKE INDICATOR 48-49 mm 2 pcs

- STROKE INDICATOR for front fork.
- Convenient for suspension setting and confirming 1G.
- For installation, remove the fork and spread it from the top of the outer tube.
- The material is fluororubber, which is excellent in oil resistance, heat resistance, and weather resistance.
- Compatible with inner tube diameters of Φ 48 mm to Φ 49 mm.

Part #
D59-37-248



Part #	Description	
D59-52-530	M6	5 pcs
D59-52-540	M8	5 pcs
D59-52-550	M10	5 pcs
D59-52-560	M12	5 pcs
D59-52-565	M12 (KTM)	5 pcs
D59-52-570	M14	5 pcs
D59-52-830	M6	50 pcs
D59-52-840	M8	50 pcs
D59-52-850	M10	50 pcs
D59-52-860	M12	50 pcs
D59-52-865	M12 (KTM)	50 pcs
D59-52-870	M14	50 pcs

DRC
GASKET WASHER

- Aluminum gasket washer can be used for drain bolts or gaskets on your bike.
- 6 different washer sizes available.
- Available 5 pcs pack for personal use, 50 pcs pack for shop use.



DRC
SAFTY WIRE PLATE

- Provides safety wire hooking point on your engine case.
- Place in between engine cover and its bolt near by oil filler or drain bolts.
- Made of stainless steel.
- Comes with 3 plates.

Part #
D58-20-111

EXHAUST



CONTROL



TOURING



ELECTRICAL



BODY PARTS



DRIVE



TOOL



TRANSPORT



GARAGE

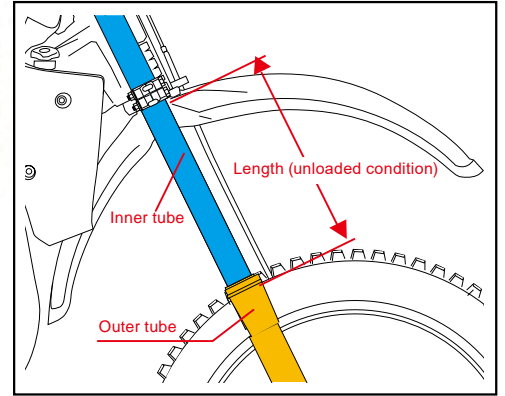


ACCESSORIES



DRC
SILICONE FORK BOOTS

- Made of durable and flexible silicone rubber.
- It has a Constant flexibility even in high or low temperature.
- Mat rubber surface finish.
- Protect your inner tube from mud or dirt during your ride.
- Comes with steel attaching bands.



Size	Length	Inner tube diameter		outer tube diameter	
Type S	270 - 330 mm	φ31 - φ34 mm	φ35 - φ38 mm	φ50 - φ55 mm	φ56 - φ60 mm
	Length Maximum length	With rubber band		With rubber band	
Type L	330 - 400 mm	φ36 - φ39 mm	φ40 - φ45 mm	φ56 - φ59 mm	φ60 - φ63 mm
	Length Maximum length	With rubber band		With rubber band	

* Fork boots size may differ for each item due to rubber products. Please refer to above size as a guide.

DRC
SILICONE FORK BOOTS TYPE S



Reference model

Part #	Color	Reference model
D58-15-311	Black	CRF150F 03-14, CRF230F 03-14, SL230 97-04
D58-15-312	Blue	XR230/Motard 05-08, XLR125/200 93-95
D58-15-313	Red	XL250/Degree 91-95, NX250 88-94
D58-15-315	Yellow	SEROW250 05-14, SEROW225 85-04
		DT125/200 85-87, KMX200 87-91, KLX125 10-SUPER SHERPA 97-08, KLE250 93-95
		DJEBEL125/200 93-99, SX125/200R 85-91

DRC
SILICONE FORK BOOTS TYPE L



Reference model

Part #	Color	Reference model
D58-15-711	Black	CRM250 89-90, XLR250/Baja 87-94
D58-15-712	Blue	XR250(MD30) 95-02, XR250Baja 95-04
D58-15-713	Red	XR400R 96-06, XR600R 88-00
D58-15-714	Green	CR125/250 81-89, DT125R/200R 88-90
D58-15-715	Yellow	DT230/LANZA 97-00, TTR250/Raid 93-97, YZ125/250 79-88
		KDX220R/SR 94-99, KX125/250 79-88
		RMX250S/R 96-98, DR250R/RX 95-05, RM125/250 84-88
		DT125/200 85-87, KMX200 87-91, KLX125 10-SUPER SHERPA 97-08, KLE250 93-95
		DJEBEL125/200 93-99, SX125/200R 85-91

EXHAUST



CONTROL



TOURING



ELECTRICAL



BODY PARTS



DRIVE



TOOL



TRANSPORT



GARAGE



ACCESSORIES



DRC
FORK BOOTS BAND 2 pcs

- Metal clamp for fork boots corresponding to each fork diameter.
- Useful when changing fork boots. It very optimum item for old models that is not easy to get the stock parts. Sold in pairs.

Part #	Inner fork diameter
D58-15-815	For inner tube diameter 35-38mm (36-40mm band inner diameter) SUS304



DRC
STUCK BELT

- Stuck belt easy to pull bikes from front side when the bikes stacks at mud, sand, steep uphill.
- Made of durable strap belts used on DRC tie down belt, for extreme durability.
- Sewn loops are durable than metal fitting type, works great even pulled with powerful force.
- Rubber ring on both side tighten the loop and hold stuck belt position on front fork secure.
- Available 2 length sizes, 580mm regular size and 700mm long size.
- 580mm regular size for standard dirt bikes, including KTM EXC model.
- 700mm long size for dual sport models and dirt bike comes with head light.
- Black belt color.

Part #	Size
D36-15-118	580mm
D36-15-120	700mm



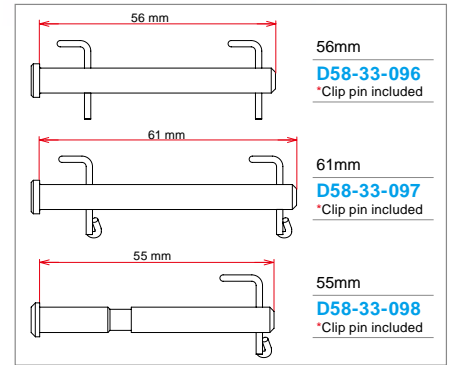
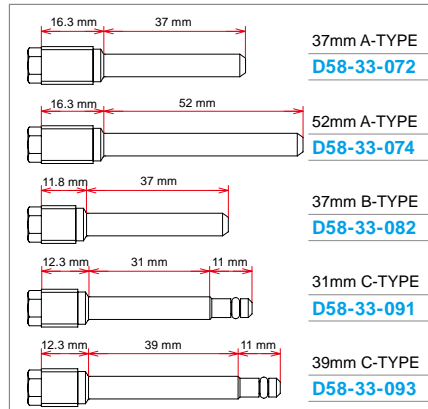
DRC STAINLESS BRAKE PIN SET

- Features an 8 mm hex head, allowing quick and easy brake pad changes. #1
- Made of SUS304 stainless steel that resists corrosion, heat and galling.
- Comes in a set for each specific configuration.
- Replacement pins are available.



CONTENTS LIST

Set Part number	Front	Rear
D58-33-201	37 mm A-TYPE 1 pcs D58-33-072	52 mm A-TYPE 1 pcs D58-33-074
	37 mm A-TYPE 1 pcs D58-33-072	39 mm C-TYPE 1 pcs D58-33-093
D58-33-202	37 mm B-TYPE 1 pcs D58-33-082	52 mm A-TYPE 1 pcs D58-33-074
	- - D58-33-082	52 mm A-TYPE 2 pcs D58-33-074
D58-33-231	31 mm C-TYPE 1 pcs D58-33-091	52 mm A-TYPE 1 pcs D58-33-074
	56 mm Front 1 pcs D58-33-096	61 mm Rear 1 pcs D58-33-097
D58-33-241	55 mm 1 pcs D58-33-098	55 mm 1 pcs D58-33-098



Bike	Year	Set	Front	Rear
HONDA				
CR125R	90-01	D58-33-201	D58-33-072	D58-33-074
	02-07	D58-33-202	D58-33-072	D58-33-093
CR250R	90-01	D58-33-201	D58-33-072	D58-33-074
	02-07	D58-33-202	D58-33-072	D58-33-093
CRF250R	04-18	D58-33-202	D58-33-072	D58-33-093
	19-23	D58-33-203	D58-33-091	D58-33-093
CRF250RX	19-23	D58-33-203	D58-33-091	D58-33-093
	02-18	D58-33-202	D58-33-072	D58-33-093
CRF450R	19-23	D58-33-203	D58-33-091	D58-33-093
	17-18	D58-33-202	D58-33-072	D58-33-093
CRF450RX	19-23	D58-33-203	D58-33-091	D58-33-093
	19-20	D58-33-202	D58-33-072	D58-33-093
CRF450RRL	21-23	D58-33-202	D58-33-072	D58-33-093
CRF250X	04-17	D58-33-202	D58-33-072	D58-33-093
CRF450X	05-17	D58-33-202	D58-33-072	D58-33-093
	19-23	D58-33-203	D58-33-091	D58-33-093
CRF250F	19-22	D58-33-202	D58-33-072	D58-33-093
CRM250R/AR	91-98	D58-33-201	D58-33-072	D58-33-074
XR230	05-12	D58-33-201	D58-33-072	D58-33-074
XR250/MOTARD	03-07	D58-33-201	D58-33-072	D58-33-074
SUPER XR/BAJA	95-02	D58-33-201	D58-33-072	D58-33-074
XLR250/BAJA	89-94	D58-33-201	D58-33-072	D58-33-074
XR400MOTARD	05-07	D58-33-201	D58-33-072	D58-33-074
XR400R	95-04	D58-33-201	D58-33-072	D58-33-074
XR600R	89-99	D58-33-201	D58-33-072	D58-33-074
XR650R	00-07	D58-33-201	D58-33-072	D58-33-074
YAMAHA				
YZ125	98-23	D58-33-201	D58-33-072	D58-33-074
YZ250	98-23	D58-33-201	D58-33-072	D58-33-074
YZ250F	01-22	D58-33-201	D58-33-072	D58-33-074
Y2400F	98	D58-33-201	D58-33-072	D58-33-074
Y2426F	00-02	D58-33-201	D58-33-072	D58-33-074
Y2450F	03-23	D58-33-201	D58-33-072	D58-33-074
YZ125X	17-23	D58-33-201	D58-33-072	D58-33-074
YZ250X	16-23	D58-33-201	D58-33-072	D58-33-074
YZ250FX	15-23	D58-33-201	D58-33-072	D58-33-074
YZ450FX	16-23	D58-33-201	D58-33-072	D58-33-074
WR250F	01-23	D58-33-201	D58-33-072	D58-33-074
WR450F	03-23	D58-33-201	D58-33-072	D58-33-074
WR250R	07-20	D58-33-232	D58-33-091	D58-33-074
WR250X	07-17	D58-33-231	D58-33-074	D58-33-074
KAWASAKI				
KX125	95-96	D58-33-201	D58-33-072	D58-33-074
	97-08	D58-33-221	D58-33-082	D58-33-074
KX250	95-96	D58-33-201	D58-33-072	D58-33-074
	97-08	D58-33-221	D58-33-082	D58-33-074
KX250F	04-18	D58-33-221	D58-33-082	D58-33-074
	19-23	D58-33-221	D58-33-082	D58-33-074
KX450F	06-18	D58-33-221	D58-33-082	D58-33-074
	19-23	D58-33-221	D58-33-082	D58-33-074
KX250X	21-23	D58-33-221	D58-33-082	D58-33-074
KX450X	21-23	D58-33-221	D58-33-082	D58-33-074
KLX450R	06-15	D58-33-221	D58-33-082	D58-33-074
KLX300R	20-22	D58-33-201	D58-33-072	D58-33-074
KLX250/D-TACKER	98-07	D58-33-201	D58-33-072	D58-33-074
KLX300	23	D58-33-201	D58-33-072	D58-33-074
	22-23	D58-33-201	D58-33-072	D58-33-074
KLX300SM	22-23	D58-33-201	D58-33-072	D58-33-074
SUZUKI				
RM125	99-04	D58-33-201	D58-33-072	D58-33-074
	05-08	D58-33-202	D58-33-072	D58-33-093
RM250	99-04	D58-33-201	D58-33-072	D58-33-074
	05-08	D58-33-202	D58-33-072	D58-33-093

Bike	Year	Set	Front	Rear
RMZ250	04-06	D58-33-221	D58-33-082	D58-33-074
	07	D58-33-201	D58-33-072	D58-33-074
RMZ450	08-22	D58-33-202	D58-33-072	D58-33-093
	05-07	D58-33-201	D58-33-072	D58-33-074
RMX450Z	08-22	D58-33-202	D58-33-072	D58-33-093
	10-19	D58-33-202	D58-33-072	D58-33-093
RMX250S/R	96-98	D58-33-201	D58-33-072	D58-33-074
DRZ400S/R	00-05	D58-33-201	D58-33-072	D58-33-074
DRZ400SM	04-21	D58-33-202	D58-33-072	D58-33-093
KTM				
125-530 SX/SX-F/EXC/EXC TPI/EXC-F/XC/XC TPI/XC-W/XC-F	00-23	D58-33-241	D58-33-096	D58-33-097
HUSQVARNA				
CR/WR125	07-12	D58-33-241	D58-33-096	D58-33-097
TC250	04-13	D58-33-241	D58-33-096	D58-33-097
TC450	04-10	D58-33-241	D58-33-096	D58-33-097
TC510	05-10	D58-33-241	D58-33-096	D58-33-097
TE250	06-13	D58-33-241	D58-33-096	D58-33-097
TE450	06-10	D58-33-241	D58-33-096	D58-33-097
TE510	06-10	D58-33-241	D58-33-096	D58-33-097
TXC250/450/510	08-10	D58-33-241	D58-33-096	D58-33-097
TC125/250	14-17	D58-33-241	D58-33-096	D58-33-097
TC125/250 breombo type only	18-22	D58-33-241	D58-33-096	D58-33-097
TE125-300/I	14-17	D58-33-241	D58-33-096	D58-33-097
FC250-450	18-21	D58-33-242	D58-33-098	D58-33-098
FC250-450 breombo type only	14-17	D58-33-241	D58-33-096	D58-33-097
FE250-501	18-22	D58-33-241	D58-33-096	D58-33-097
	14-17	D58-33-241	D58-33-096	D58-33-097
TX125	18-21	D58-33-242	D58-33-098	D58-33-098
	17	D58-33-241	D58-33-096	D58-33-097
TX300/I	18-22	D58-33-242	D58-33-098	D58-33-098
	17	D58-33-241	D58-33-096	D58-33-097
FX350/450	18-22	D58-33-242	D58-33-098	D58-33-098
CASAS				
MC125	21-23	D58-33-241	D58-33-096	D58-33-097
MC250	22-23	D58-33-241	D58-33-096	D58-33-097
MC250F	21-23	D58-33-241	D58-33-096	D58-33-097
MC350F	22-23	D58-33-241	D58-33-096	D58-33-097
MC450F	21-23	D58-33-241	D58-33-096	D58-33-097
EX250	22-23	D58-33-241	D58-33-096	D58-33-097
EX300	21-23	D58-33-241	D58-33-096	D58-33-097
EX250F	21-23	D58-33-241	D58-33-096	D58-33-097
EX350F	21-23	D58-33-241	D58-33-096	D58-33-097
EX450F	21-23	D58-33-241	D58-33-096	D58-33-097

Replacement

DRC BRAKE PIN CLIP SET breombo

Part #	Front pin	Rear pin
D58-33-095	2pcs	2pcs



DRC BRAKE PIN CLIP SET magura

Part #	Front pin	Rear pin
D58-33-099	1pcs	1pcs



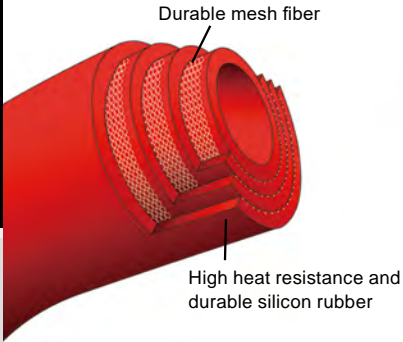
DRC BRAKE SAVER

- Prevents brake pedal from catching on berms, branches and rocks.
- Available colors: Black, Blue and Red.

Part #	Color
D58-19-100	Black
D58-19-101	Blue
D58-19-103	Red

DRG RADIATOR HOSE

- Durable silicone radiator hose for dirt bikes.
- Available for MX, ED racers and street dirt bikes.
- Smooth inner surface allows for increased coolant flow.
- Available in red, blue and orange colors.



Bike	Year	Part #			Hose qty
		Red	Blue	Orange	
HONDA					
CRF250R	18-21	D47-01-153	-	-	4
	22-23	D47-11-023	-	-	4
CRF450R	21-23	D47-11-003	-	-	4
CRF250RX	19-20	D47-01-153	-	-	4
	22-23	D47-11-023	-	-	4
CRF450L	19-20	D47-01-173	-	-	5
CRF450RL	21-23	D47-01-173	-	-	5
CRM250R	94-96	D47-01-113	-	-	4
CRF250L/M	12-20	D47-01-143	-	-	2
CRF250L	21	D47-11-013	-	-	2
	17-20	D47-01-143	-	-	2
CRF250RALLY	21	D47-11-013	-	-	2
CRF300L	21-22	D47-11-013	-	-	2
CRF300RALLY	21-22	D47-11-013	-	-	2
YAMAHA					
YZ85	19-23	-	D47-01-612	-	2
YZ125	05-23	-	D47-01-782	-	4
YZ250	05-23	-	D47-01-792	-	4
YZ250F	14-18	-	D47-01-662	-	4
	19-23	-	D47-01-672	-	4
YZ450F	14-17	-	D47-01-702	-	4
	18-22	-	D47-01-732	-	4
YZ125X	17-23	-	D47-01-782	-	4
YZ250X	16-23	-	D47-01-792	-	4
YZ250FX	15-19	-	D47-01-752	-	4
	20-23	-	D47-01-672	-	4
WR250F	15-19	-	D47-01-752	-	4
WR250R/X	07-20	D47-01-723	D47-01-722	-	3
KAWASAKI					
KX85	14-23	-	D47-01-222	-	3
KX100	14-21	-	D47-01-222	-	3
KX112	22-23	-	D47-01-222	-	3
KX250F	09-16	-	D47-01-242	-	5
KX250	20	-	D47-01-262	-	5
	21-23	-	D47-01-332	-	5
KX450	19-23	-	D47-01-302	-	6
KX450X	21-23	-	D47-01-302	-	6
KLX250/D-TRACKER	93-07	D47-01-313	-	-	5
KLX250/D-TRACKER X	08-20	D47-01-323	D47-01-322	-	4
SUZUKI					
RMZ250	19-22	-	D47-01-512	-	4
DRZ400S/SM	00-21	D47-01-523	D47-01-522	-	3
KTM					
125SX	16-18	-	-	D47-01-989	3
150SX	16-18	-	-	D47-01-989	3
250SX	19-22	-	D47-02-010	D47-01-910	3
250XC	19	-	D47-02-010	D47-01-910	3
300XC	19	-	D47-02-010	D47-01-910	3
250SX-F	08-10	-	-	D47-01-837	3
	19-22	-	D47-02-020	D47-01-920	2
250XC-F	08-09	-	-	D47-01-837	3
	19-22	-	D47-02-020	D47-01-920	2
350SX-F	19-22	-	D47-02-020	D47-01-920	2
450SX-F	19-22	-	D47-02-030	D47-01-930	3
450XC-F	19-22	-	D47-02-030	D47-01-930	3
450SMR	21-22	-	D47-02-030	D47-01-930	3
HUSQVARNA					
WR250/300	06-10	D47-02-193	-	-	4
TC250	17-18	-	D47-01-993	-	3
	19-22	-	D47-02-010	D47-01-910	3
TC300	17	-	D47-01-993	-	3
	17-18	-	D47-01-993	-	3
TX300	19	-	D47-02-010	D47-01-910	3
FC250	19-22	-	D47-02-020	D47-01-920	2
FC350	19-22	-	D47-02-020	D47-01-920	2
FC450	19-22	-	D47-02-030	D47-01-930	3
FX350	19-22	-	D47-02-020	D47-01-920	2
FX450	19-22	-	D47-02-030	D47-01-930	3
GASGAS					
MC250	22-23	-	D47-02-010	D47-01-910	3
MC250F	21-23	-	D47-02-020	D47-01-920	2
MC350F	22-23	-	D47-02-020	D47-01-920	2
MC450F	21-23	-	D47-02-030	D47-01-930	3
TM					
MX, EN, SMR/M 250F/450F/530F	05-11	-	D47-02-462	-	4



DRG RADIATOR CAP

- High pressure radiator cap for racing use.
- High pressure of 1.6 kgf / cm² increases coolant's boiling point.
- Prevents the boiling and vaporization of the coolant during hard riding.
- Protects your engine from overheating.

Part #

D47-31-016



DRC-STOCK PART NUMBER COMPATIBILITY CHART

D58-81-1018		D58-81-1190	
KAWASAKI	52010-0001	HONDA	15410-MFJ-D02
SUZUKI	K5201-00001		15410-MFJ-D01
	16510-35G00		15410-MCJ-000
			15410-MCJ-003
D58-81-1020		YAMAHA	15410-MM5-003
KTM	77338005100		15410-MM5-013
HUSQVARNA	77338005100		15410-MM9-003
GASGAS	77338005100		15410-MM9-013
D58-81-1177		HONDA	15410-MT7-003
HONDA	15410-KYJ-901		5GH-13440-61
	15410-KYJ-902		5GH-13440-50
	15410-KF0-315		5GH-13440-60
KAWASAKI	15412-HM5-A10		1WD-E3440-00
	52010-1053		1WD-E3440-10
	52010-0552	5GH-13440-20	
D58-81-1180			5JW-13440-00
D58-81-1181		D58-81-1191	
HONDA	15412-MEN-671	HONDA	15412-MGS-D21
HONDA	15412-MGS-D21	HONDA	15412-KON-D01
	15412-KON-D01	D58-81-2421	
		YAMAHA	5H0-13440-00
		YAMAHA	5H0-13440-09
		D58-81-2426	
		YAMAHA	5D3-13440-09
			5TA-13440-00
			5D3-13440-00
			5D3-13440-01
			5D3-13440-02



DRC OIL FILTER

- Replacement oil filters.
- Available most MX, ED, Supermoto dual sport bikes and Adventure.
- Holds impurities in engine oil for longer engine life.

Bike	Year	Part #	
		OIL FILTER	DCT FILTER
HONDA			
CRF150R	07-22	D58-81-1180	-
CRF250R	04-23	D58-81-1180	-
CRF450R	02-23	D58-81-1180	-
CRF250RX	19-23	D58-81-1180	-
CRF450RX	17-23	D58-81-1180	-
CRF250X	04-17	D58-81-1180	-
CRF450X	05-23	D58-81-1180	-
CRF450L/RL	19-23	D58-81-1180	-
CRF250L	12-21	D58-81-1177	-
CRF250L(S)	21	D58-81-1177	-
CRF300L	21-22	D58-81-1177	-
CRF250M	13-17	D58-81-1177	-
CRF250RALLY	17-21	D58-81-1177	-
CRF250RALLY(S)	21	D58-81-1177	-
CRF300L RALLY	21-22	D58-81-1177	-
XLR250R	93-94	D58-81-1177	-
XLR250R BAJA	92-94	D58-81-1177	-
XR250	95-07	D58-81-1177	-
XR250 BAJA	95-04	D58-81-1177	-
XR250M	03-07	D58-81-1177	-
XR400M	05-08	D58-81-1177	-
XR250R	95-04	D58-81-1177	-
XR400R	96-06	D58-81-1177	-
XR600R	94-00	D58-81-1177	-
XR650R	00-07	D58-81-1177	-
CRF1000L	16-19	D58-81-1190	-
CRF1000L DCT	16-19	D58-81-1190	D58-81-1191
CRF1000L ADVs	18-19	D58-81-1190	-
CRF1000L ADVs DCT	18-19	D58-81-1190	D58-81-1191
CRF1100L	20-22	D58-81-1190	-
CRF1100L DCT	20-22	D58-81-1190	D58-81-1191
CRF1100L ADVs	20-21	D58-81-1190	-
CRF1100L ADVs DCT	20-21	D58-81-1190	D58-81-1191
CRF1100L ADVs ES	20-22	D58-81-1190	-
CRF1100L ADVs ES DCT	20-22	D58-81-1190	D58-81-1191
400X	16-21	D58-81-1190	-
NC750X	17-22	D58-81-1190	-
NC750X DCT	17-22	D58-81-1190	D58-81-1191
X-ADV	17-21	D58-81-1190	D58-81-1191
NT1100	22	D58-81-1190	D58-81-1191
SUPERCUB50	18-20	D58-81-1181	-
SUPERCUB50PRO	18-20	D58-81-1181	-
CROSSCUB50	18-20	D58-81-1181	-
SUPERCUB110	18-22	D58-81-1181	-
SUPERCUB110PRO	18-21	D58-81-1181	-
CROSSCUB110	18-22	D58-81-1181	-
SUPERCUB C125	22	D58-81-1181	-
MONKEY125	22	D58-81-1181	-
GROM125	21-22	D58-81-1181	-
CB250F	15-17	D58-81-1177	-
CB250R	18-20	D58-81-1177	-
CBR250R	11-16	D58-81-1177	-
GB350	21	D58-81-1181	-
GB350S	21	D58-81-1181	-
REBEL250	17-20	D58-81-1177	-
REBEL300	17-22	D58-81-1177	-
REBEL500	17-22	D58-81-1190	-
REBEL1100	21-22	D58-81-1190	-
REBEL1100DCT	21-22	D58-81-1190	D58-81-1191
YAMAHA			
YZ250F	03-23	D58-81-2426	-
YZ450F	03-23	D58-81-2426	-
YZ250FX	15-23	D58-81-2426	-
YZ450FX	16-23	D58-81-2426	-
WR250F	03-23	D58-81-2426	-
WR450F	03-23	D58-81-2426	-
TTR230	06-22	D58-81-2421	-
WR250R	07-17	D58-81-2426	-
WR250X	07-17	D58-81-2426	-
SEROW 225/W/WE	87-04	D58-81-2421	-
SEROW 250	05-20	D58-81-2426	-
XT250X	06-17	D58-81-2426	-
TRICKER	04-18	D58-81-2426	-
TW200/E	87-98	D58-81-2421	-
TW200(US)	87-22	D58-81-2421	-
TW225E	02-07	D58-81-2421	-
TENERE700	20-22	D58-81-1190	-
MT07	14-22	D58-81-1190	-
MT09	14-22	D58-81-1190	-
MT09 TRACER	15-17	D58-81-1190	-
TRACER900/GT	18-20	D58-81-1190	-
TRACER9GT	21-22	D58-81-1190	-

Bike	Year	Part #	
		OIL FILTER	DCT FILTER
KAWASAKI			
KX250F	04-18	D58-81-1018	-
KX250	19-23	D58-81-1018	-
KX450F	06-15	D58-81-1177	-
	16-18	D58-81-1018	-
	19-23	D58-81-1018	-
KX450	21-23	D58-81-1018	-
KX250X	21-23	D58-81-1018	-
KX450X	08-09	D58-81-1177	-
KLX450R	02-23	D58-81-1177	-
KLX110L/RL	08-20	D58-81-1177	-
KLX140L/G	21	D58-81-1177	-
KLX140R/RL/RF	20-23	D58-81-1177	-
KLX230R	22-23	D58-81-1177	-
KLX230R S	98-07	D58-81-1177	-
KLX300R	20-21	D58-81-1177	-
KLX125	10-17	D58-81-1177	-
D-Tracker125	10-16	D58-81-1177	-
KLX230	20-22	D58-81-1177	-
KLX230 S	22	D58-81-1177	-
KLX250/ES/SR	94-20	D58-81-1177	-
D-TRACKER/X	98-16	D58-81-1177	-
KLX300/SM	21-23	D58-81-1177	-
KSR110/PRO	03-14	D58-81-1177	-
Z125PRO	16-21	D58-81-1177	-
Z250SL	15-16	D58-81-1177	-
NINJA250SL	15-16	D58-81-1177	-
SUZUKI			
RMZ250	07-22	D58-81-1018	-
RMZ450	05-22	D58-81-1018	-
RMX450Z	10-17	D58-81-1018	-
250SB	02-06	D58-81-1177	-
KTM			
250SXF	13-23	D58-81-1020	-
350SXF	11-23	D58-81-1020	-
450SXF	16-23	D58-81-1020	-
250EXCF	14-23	D58-81-1020	-
350EXCF	12-23	D58-81-1020	-
450EXCF	17-23	D58-81-1020	-
500EXCF	17-23	D58-81-1020	-
250XCF	12-23	D58-81-1020	-
350XCF	11-23	D58-81-1020	-
450XCF	16-23	D58-81-1020	-
250XCFW	14-16	D58-81-1020	-
350XCFW	12-22	D58-81-1020	-
450XCFW	23	D58-81-1020	-
500XCFW	20-22	D58-81-1020	-
FREERIDE250F	18-20	D58-81-1020	-
FREERIDE350	13-17	D58-81-1020	-
450SMR	21-22	D58-81-1020	-
HUSQVARNA			
FC250	14-23	D58-81-1020	-
FC350	14-23	D58-81-1020	-
FC450	16-23	D58-81-1020	-
FE250	14-23	D58-81-1020	-
FE350	14-23	D58-81-1020	-
FE450	17-23	D58-81-1020	-
FE501	17-23	D58-81-1020	-
FX350	17-23	D58-81-1020	-
FX450	17-23	D58-81-1020	-
FS450	16-22	D58-81-1020	-
GASGAS			
MC250F	21-23	D58-81-1020	-
MC350F	22-23	D58-81-1020	-
MC450F	21-23	D58-81-1020	-
EC250F	21-23	D58-81-1020	-
EC350F	21-23	D58-81-1020	-
EX250F	21-23	D58-81-1020	-
EX350F	21-23	D58-81-1020	-
EX450F	21-23	D58-81-1020	-



EXHAUST



CONTROL



TOURING



ELECTRICAL



BODY PARTS



DRIVE



TOOL



TRANSPORT



GARAGE



ACCESSORIES





DRC RIM TAPE

- Protect your tube from nipple heads, valve and rim burrs.
- Excellent water resistant design, prevents dirt, mud, sand and water from entering inside of tire from nipple holes.
- Less sticky glue remains on the rim when replaced, easy to replace.
- Tape roll type, can be used for many wheel sizes.
- Available 2 sizes.

Part #	Rim size	Size
D43-10-024	1.40 to 1.60	Width 24mm / Thickness 0.68mm / total length 5m)
D43-10-030	1.85 to 2.15	Width 30mm / Thickness 0.68mm / total length 5m)



EXHAUST



CONTROL



TOURING



ELECTRICAL



BODY PARTS



DRIVE



TOOL



TRANSPORT



GARAGE



ACCESSORIES



DRC AIR VALVE CAPS PLASTIC 4 PCS

- Plastic air valve cap.
- Available in 4 factory colors.
- Comes in 2 pairs and 2 colors.

Part #	Color
D58-03-211	Blue & Green
D58-03-212	Red & Yellow



DRC AIR VALVE CAPS

- Aluminum air valve cap.
- Add some "bling" to your bike.
- Available in 7 beautiful anodized colors.
- Comes in pairs.

Part #	Color	Part #	Color	Part #	Color
D58-03-102	Blue	D58-03-105	Ti-Color	D58-03-109	H-Blue
D58-03-103	Gold	D58-03-106	Red		
D58-03-104	Black	D58-03-107	Orange		



DRC AIR VALVE CAP WITH VALVE WRENCH

- The aluminum part can be used as a valve core remover / wrench.
- Made of A6061 aluminum.
- Available in 6 beautiful anodized colors.
- Comes in pairs.

Part #	Color	Part #	Color
D58-05-102	Blue	D58-05-105	Ti-Color
D58-05-103	Gold	D58-05-106	Red
D58-05-104	Black		



DRC RIM LOCK NUTS

- Threaded at the top only. Takes less time to remove or tighten.
- Made of aluminum and available in 7 beautiful anodized colors.
- Comes in pairs.

Part #	Color	Part #	Color	Part #	Color
D58-02-102	Blue	D58-02-105	Ti-Color	D58-02-109	H-Blue
D58-02-103	Gold	D58-02-106	Red		
D58-02-104	Black	D58-02-107	Orange		



DRC AIR VALVE MUD GUARDS

- Keeps dirt and water out of your tire.
- Available in black, blue, red and orange.
- Comes in pairs.

Part #	Color	Part #	Color
D58-06-001	Black	D58-06-003	Red
D58-06-002	Blue	D58-06-007	Orange



DRC RIM LOCK SPACERS

- Form fit provides a secure, tighter fit over stock set-up.
- Made of aluminum and available in 7 beautiful anodized colors.
- Comes in pairs.

Part #	Color	Part #	Color	Part #	Color
D58-01-102	Blue	D58-01-105	Ti-Color	D58-01-109	H-Blue
D58-01-103	Gold	D58-01-106	Red		
D58-01-104	Black	D58-01-107	Orange		



DRC
RIM LOCK

- Die-cast aluminum body with molded rubber flap to prevent abrasion of inner tube.
- Recommended for use on all off road bikes or any use that requires low tire pressures.
- Bolt is made of SUS304 stainless steel to prevent corrosion.
- Available in 5 different sizes.

Part #	Size
D43-21-014	1.40 inch
D43-21-016	1.60 inch
D43-21-018	1.85 inch
D43-21-021	2.15 inch
D43-21-025	2.50 inch



DRC
RIM HOLE PLUG

- Plug cap for rim lock holes on the rim.
- Prevents mud and dust from entering the tire through the rim lock hole.
- Comes in pairs.

Part #
D58-03-301



DRC
UNI-FLOW HOSE

- Gas cap hose with one way valve.
- Prevents fuel from flowing out of gas tank.
- Swivel valve design allows smooth removal of gas cap without twisting the gas cap hose.
- Valve is made of 7000 grade aluminum.
- Available 4 hose colors.

Part #	Color
D58-08-201	Black
D58-08-202	Red
D58-08-203	Blue
D58-08-206	Orange



DRC
SKID PLATE FOAM

- Prevents mud from accumulating and adding weight to your machine.
- Installs between your skid plate and engine.

Part #	Size
D58-17-012	300 mm x 150 mm x 40 mm

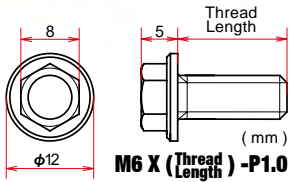


DRC ALUMINUM BOLT

- Made of 7000 grade aluminum.
- Light weight.
- Select from flange-head or taper-head for each bolt size.
- Suitable for mounting plastics and more.
- Colors available: Titanium, Gold, Red, Blue and Black.
- Available in M6 size.
- Tightening torque M6 Bolts 6N /m

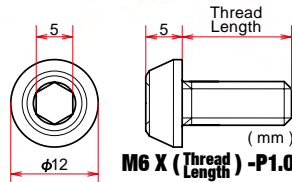


M6 Flange Bolt



M6 Aluminum Flange Bolt			
Color	Size	4 pack	20 pack
Blue	12mm	D58-51-112	-
	16mm	D58-51-116	-
	20mm	D58-51-120	-
	25mm	D58-51-125	-
	30mm	D58-51-130	-
Red	12mm	D58-51-212	-
	16mm	D58-51-216	-
	20mm	D58-51-220	-
	25mm	D58-51-225	-
Gold	12mm	D58-51-312	-
	16mm	D58-51-316	-
	20mm	D58-51-320	-
	25mm	D58-51-325	D58-51-825
	30mm	D58-51-330	-
Titanium color	12mm	D58-51-412	-
	16mm	D58-51-416	-
	20mm	D58-51-420	-
	30mm	D58-51-430	-
	35mm	D58-51-435	-

M6 Taper Bolt

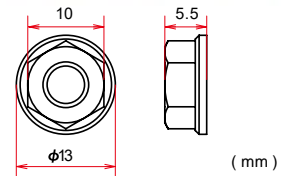


M6 Aluminum Taper Bolt			
Color	Size	4 pack	20 pack
Blue	12mm	D58-52-112	-
	16mm	D58-52-116	-
	20mm	D58-52-120	-
	25mm	D58-52-125	-
	30mm	D58-52-130	D58-52-630
	35mm	D58-52-135	D58-52-635
Red	12mm	D58-52-212	-
	16mm	D58-52-216	-
	20mm	D58-52-220	-
	25mm	-	D58-52-725
	35mm	D58-52-235	-
Gold	12mm	D58-52-312	-
	16mm	D58-52-316	-
	20mm	D58-52-320	-
	35mm	D58-52-335	-
Titanium color	12mm	D58-52-412	-
	16mm	D58-52-416	-
	20mm	D58-52-420	-
	35mm	D58-52-435	-

DRC ALUMINUM NUT

- Made of 7000 grade aluminum.
- Light weight.
- Suitable for mounting plastics and more.
- Colors available: Titanium, Gold, Red, Blue and Black.
- Available in M6 size.

M6 Flange Nut



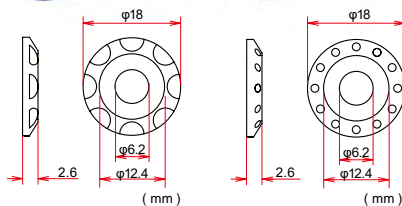
M6 Aluminum Flange Nut		
Color	Size	4 pack
Blue	M6-P1.0	D58-53-101
Red		D58-53-201
Gold		D58-53-301
Titanium color		D58-53-401

DRC ALUMINUM SPACER

- Made of forged 6061 Aluminum, light weight.
- Available ϕ 18 mm M6 and ϕ 20 mm M6 washer sizes.
- Suitable for mounting plastics and more.
- Available in 4 different designs and 5 different anodized colors.

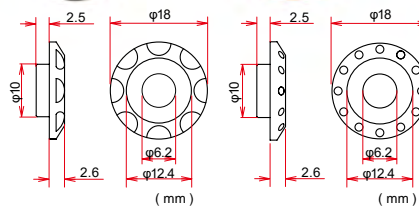


Type 01 (M6 18 mm) Type 02 (M6 18 mm)



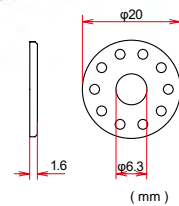
ϕ 18 M6 Aluminum Spacer			
Color	Size	4 Pack	20 Pack
Blue	Type 01	D58-57-111	-
Red		D58-57-121	-
Gold		D58-57-131	-
Titanium color		D58-57-141	-
Black		D58-57-151	D58-57-154
Blue	Type 02	D58-57-211	-
Red		D58-57-221	-
Gold		D58-57-231	-
Titanium color		D58-57-241	-
Black		D58-57-251	-

Type 11 (M6 18 mm) Type 12 (M6 18 mm)



ϕ 18 M6 Aluminum Spacer			
Color	Size	4 Pack	20 Pack
Blue	Type 11	D58-57-311	D58-57-314
Red		D58-57-321	D58-57-324
Gold		D58-57-331	D58-57-334
Titanium color		D58-57-341	-
Black		D58-57-351	D58-57-354
Blue	Type 12	D58-57-411	-
Red		D58-57-421	-
Gold		D58-57-431	-
Titanium color		D58-57-441	-
Black		D58-57-451	-

Type 31 (M6 20 mm)



ϕ 20 M6 Aluminum Spacer		
Color	size	10 pack
Blue	Type 31	D58-58-114
Red		D58-58-124
Gold		D58-58-134
Titanium color		D58-58-144
Black		D58-58-154

EXHAUST

CONTROL

TOURING

ELECTRICAL

BODY PARTS

DRIVE

TOOL

TRANSPORT

GARAGE

ACCESSORIES

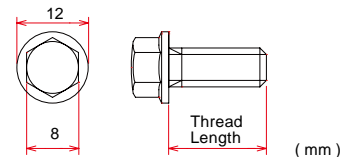
Steel and Stainless M6 Bolts / Nuts

M6 Steel Flange Bolt		
Size	5 pack	25 pack
M6X15-P1.0	D58-31-415	-
M6X20-P1.0	D58-31-420	-
M6X25-P1.0	D58-31-425	D58-31-825
M6X30-P1.0	D58-31-430	D58-31-830
M6X35-P1.0	D58-31-435	D58-31-835
M6X40-P1.0	D58-31-440	D58-31-840
M6X45-P1.0	D58-31-445	D58-31-845

M6 Stainless Flange Bolt		
Size	5 pack	15 pack
M6X10-P1.0	D58-35-110	D58-35-210
M6X15-P1.0	D58-35-115	-
M6X20-P1.0	D58-35-120	D58-35-220
M6X25-P1.0	D58-35-125	D58-35-225
M6X30-P1.0	D58-35-130	-
M6X35-P1.0	D58-35-135	-



DRC **M6 FLANGE BOLT**
M6 X (Thread Length) – P1.0



EXHAUST



CONTROL



TOURING



ELECTRICAL



BODY PARTS



DRIVE



TOOL



TRANSPORT



GARAGE



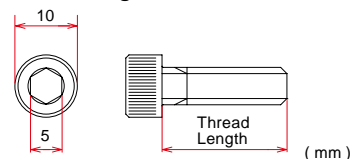
ACCESSORIES



M6 Stainless Cap Bolt		
Size	5 pack	15 pack
M6X10-P1.0	D58-35-510	D58-35-610
M6X15-P1.0	D58-35-515	D58-35-615
M6X20-P1.0	D58-35-520	D58-35-620
M6X25-P1.0	D58-35-525	D58-35-625
M6X30-P1.0	D58-35-530	D58-35-630
M6X35-P1.0	D58-35-535	D58-35-635



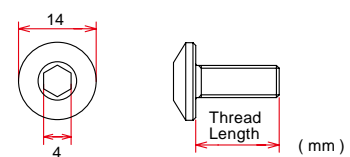
DRC **M6 CAP BOLT**
M6 X (Thread Length) – P1.0



M6 Stainless Taper Bolt	
Size	4 pack
M6X10-P1.0	D58-36-010
M6X15-P1.0	D58-36-015
M6X25-P1.0	D58-36-025
M6X30-P1.0	D58-36-030



DRC **M6 TAPER BOLT**
M6 X (Thread Length) – P1.0



DRC **M6 FLANGE NUT**
M6 X – P1.0

M6 nut steel	M6 nut stainless
Part #	Part #
D58-31-501 5 pack	D58-35-801 5 pack



DRC **M6 FLANGE LOCK NUT**
M6 X – P1.0

Part #	5 pack
D58-31-502	




DRC **Stainless M6 Bolt / Nut Box Set**
10 mm / 15 mm / 20 mm / 25 mm / 30 mm / 35 mm
(Each x 15 pcs / Nut x 15 pcs)

Stainless Cap
Part #
D58-35-401



Make your bike look stylish with anodized aluminum washers and bolts.

** Please check Tightening torque with your service manual.
Routine screw and bolt torque checking required.
Please do not use aluminum bolts and nuts in areas of high temperature.



DURA LIGHT Type



DURA STD Type

DRC
DURA FRONT SPROCKET

- Front sprocket available from DRC, made of durable SCM 420 steel.
- Great looking black zinc finish for corrosion resistance.
- Front sprockets available for most dirt bikes.
- Lighter front sprocket design available for recent racing models.

DURA LIGHT Type

** Enter tooth number to complete part number when ordering.

Bike	Year	Size	Part #	Tooth
HONDA				
CR125R	04-07	520	D331-549-**L	13
CR250R	88-07	520	D331-539-**L	13
CR500R	88-01	520	D331-539-**L	13
CRF150R	07-22	420	D331-307-**L	15
CRF250R	04-17	520	D331-549-**L	13
	22-23	520	D331-539-**L	13
CRF250RX	22-23	520	D331-539-**L	13
CRF450R	02-23	520	D331-539-**L	13
CRF450RX	17-23	520	D331-539-**L	13
CRF250X	04-17	520	D331-549-**L	13
CRF450X	05-17	520	D331-539-**L	13
TRX450	04-05	520	D331-539-**L	13
YAMAHA				
MX90	74-75	428	D331-404-**L	13,14
MX/YZ125	74-76	428	D331-404-**L	13,14
YZ60	81-84	420	D331-304-**L	13,14
YZ80	81-01	428	D331-404-**L	13,14
YZ85	02-23	428	D331-412-**L	14
YZ125	05-23	520	D331-548-**L	13
YZ250	99-23	520	D331-530-**L	13
YZ250F	01-23	520	D331-548-**L	13
YZ400F	98-99	520	D331-530-**L	13
YZ426F	00-02	520	D331-530-**L	13
YZ450F	03-23	520	D331-530-**L	13
YZ125X	17-23	520	D331-548-**L	13
YZ250X	16-23	520	D331-530-**L	13
YZ250FX	15-23	520	D331-548-**L	13
YZ450FX	16-23	520	D331-530-**L	13
WR250F	01-23	520	D331-548-**L	13
WR250R/X	07-20	520	D331-548-**L	13
WR250Z	99-02	520	D331-530-**L	13
WR400F	98-99	520	D331-530-**L	13
WR426F	00-02	520	D331-530-**L	13
WR450F	03-23	520	D331-530-**L	13
CT1/CT175	70	428	D331-404-**L	13,14
DT1/DT250	68-78	520	D331-530-**L	13
DT125R	88-98	428	D331-412-**L	14
DT200R	88-90	428	D331-412-**L	14
DT230LANZA	97-98	428	D331-412-**L	14
DT400	75-	520	D331-530-**L	13
DT50LW(17W)	82-96	420	D331-304-**L	13,14
DT90	74-76	428	D331-404-**L	13,14
HT1/HT90	70	428	D331-404-**L	13,14
PW80	83-06	420	D331-304-**L	13,14
RT1/RT360/DT360	69-74	520	D331-530-**L	13
TDR125	89-	428	D331-412-**L	14
TDR250	91-	520	D331-530-**L	13
TT500	76	520	D331-530-**L	13
TTR50	06-17	420	D331-304-**L	13,14
TTR90	00-07	420	D331-304-**L	13,14
TTR110	08-22	420	D331-304-**L	13,14
TY125	76-89	428	D331-404-**L	13,14
TY175	77-80	428	D331-404-**L	13,14
XT500	76-81	520	D331-530-**L	13
TA125	73-74	428	D331-404-**L	13,14
KAWASAKI				
KX60	83-00	420	D331-304-**L	13,14
KX65	00-23	420	D331-304-**L	13,14
KX80/85/100	79-23	420	D331-304-**L	13,14
KX112	22-23	420	D331-304-**L	13,14
KX250	99-08	520	D331-530-**L	13
KX250F	06-18	520	D331-547-**L	13
KX250	19-23	520	D331-547-**L	13
KX250X	21-23	520	D331-547-**L	13
KX450F	06-18	520	D331-530-**L	13
KX450	19-23	520	D331-530-**L	13
KX450X	21-23	520	D331-530-**L	13
KLX450R	08-09	520	D331-530-**L	13
NINJA650/R	09-16	520	D331-530-**L	13

Bike	Year	Size	Part #	Tooth
SUZUKI				
RM80	82-01	428	D331-404-**L	13,14
RM85	02-21	428	D331-404-**L	13,14
RM125	75	428	D331-404-**L	13,14
RMZ250	13-15	520	D331-524-**L	13
RA125	84	428	D331-404-**L	13,14
TM125	73-75	428	D331-404-**L	13,14
TS90	70	428	D331-404-**L	13,14
TS125	71-81	428	D331-404-**L	13,14
LT80	87-88	428	D331-404-**L	13,14
RV125	73-74	428	D331-404-**L	13,14
KTM				
85SX	03-17	428	D331-411-**L	14
125SX	98-23	520	D331-537-**L	13,14
150SX	09-22	520	D331-537-**L	13,14
250SX	94-23	520	D331-537-**L	13,14
300SX	23	520	D331-537-**L	13,14
250SX-F	06-23	520	D331-537-**L	13,14
350SX-F	11-23	520	D331-537-**L	13,14
450SX-F	07-23	520	D331-537-**L	13,14
125EXC	96-16	520	D331-537-**L	13,14
150EXC/TPI	20-23	520	D331-537-**L	13,14
200EXC	97-16	520	D331-537-**L	13,14
250EXC/TPI	97-23	520	D331-537-**L	13,14
300EXC/TPI	96-23	520	D331-537-**L	13,14
250EXC-F	06-23	520	D331-537-**L	13,14
350EXC-F	12-23	520	D331-537-**L	13,14
450EXC/F	03-23	520	D331-537-**L	13,14
500EXC/F	12-23	520	D331-537-**L	13,14
530EXC	08-11	520	D331-537-**L	13,14
150XC	10-14	520	D331-537-**L	13,14
250XC/TPI,300XC/TPI	06-23	520	D331-537-**L	13,14
250XC-F	07-23	520	D331-537-**L	13,14
350XC-F	11-23	520	D331-537-**L	13,14
450XC-F	08-23	520	D331-537-**L	13,14
125XC-W	17-18	520	D331-537-**L	13,14
150XC-W/TPI	17-23	520	D331-537-**L	13,14
200XC-W	06-16	520	D331-537-**L	13,14
250XC-W	06-22	520	D331-537-**L	13,14
300XC-W	06-23	520	D331-537-**L	13,14
250XCF-W	06-16	520	D331-537-**L	13,14
350XCF-W	12-22	520	D331-537-**L	13,14
450XC-W	07-23	520	D331-537-**L	13,14
500XC-W	12-16	520	D331-537-**L	13,14
530XC-W	09-10	520	D331-537-**L	13,14
FREERIDE250F	18-19	520	D331-537-**L	13,14
FREERIDE250R	14-17	520	D331-537-**L	13,14
FREERIDE350	12-17	520	D331-537-**L	13,14
HUSQVARNA				
TC85	14-17	428	D331-411-**L	14
TC125/250	14-23	520	D331-537-**L	13,14
FC250/350/450	14-23	520	D331-537-**L	13,14
TE125	14-16	520	D331-537-**L	13,14
TE150/I	17-23	520	D331-537-**L	13,14
TE250/I,300/I	14-23	520	D331-537-**L	13,14
FE250/350/450/501	14-23	520	D331-537-**L	13,14
TX125	17-19	520	D331-537-**L	13,14
TX300/I	17-23	520	D331-537-**L	13,14
FX350/450	17-23	520	D331-537-**L	13,14
GASGAS				
200/250/350/400/450	97-13	520	D331-536-**L	13
MC125	21-23	520	D331-537-**L	13,14
MC250	22-23	520	D331-537-**L	13,14
MC250F/450F	21-23	520	D331-537-**L	13,14
MC350F	22-23	520	D331-537-**L	13,14
EC250/300	21-23	520	D331-537-**L	13,14
EC250F/350F	21-23	520	D331-537-**L	13,14
EX250	22-23	520	D331-537-**L	13,14
EX300	21-23	520	D331-537-**L	13,14
EX250F/350F/450F	21-23	520	D331-537-**L	13,14
BETA				
RR2T 125	18-23	520	D331-537-**L	13,14
RR2T 200	19-23	520	D331-537-**L	13,14
RR2T	15-23	520	D331-537-**L	13,14
250/300/350/390/430/480	19-23	520	D331-537-**L	13,14
X-TRAINER250	17-22	520	D331-537-**L	13,14
X-TRAINER300	15-22	520	D331-537-**L	13,14

** Enter tooth number to complete part number when ordering.

Bike	Year	Size	Part #	Tooth
HONDA				
CR50/60	83-86	420	D331-303-**	14,15
	80-85	420	D331-303-**	14,15
CR80R	86-02	420	D331-308-**	13,15
CR85R	03-07	420	D331-308-**	13,15
CR125M	74-78	428	D331-408-**	13,14,15,16,17
	79-85	520	D331-507-**	13,14
CR125R	86	520	D331-546-**	13
	87-03	520	D331-545-**	12,13,14
	04-07	520	D331-549-**	12,13,14
CR250M	73-77	520	D331-504-**	13,14
CR250R	88-07	520	D331-539-**	13,14
CR500R	88-01	520	D331-539-**	13,14
CRF150R	07-22	420	D331-307-**	14,15,16
	04-17	520	D331-549-**	12,13,14
CRF250R	18-21	520	D331-554-**	13
	22-23	520	D331-539-**	13,14
CRF250RX	19-21	520	D331-554-**	13
	22-23	520	D331-539-**	13,14
CRF450R	02-23	520	D331-539-**	13,14
CRF450RX	17-23	520	D331-539-**	13,14
CRF250X	04-17	520	D331-549-**	12,13,14
CRF450X	05-17	520	D331-539-**	13,14
CRF110F	13-23	420	D331-303-**	14,15
CRF125F	14-23	428	D331-402-**	13,14
CRF150F	03-17	520	D331-508-**	12,13,14
CRF230F	03-19	520	D331-508-**	12,13,14
CRF250F	19-22	520	D331-521-**	12,13,14
CROSS CUB110	18-22	428	D331-418-**	14,15
CRF150L	18	428	D331-408-**	13,14,15,16
CRF250L/M	12-21	520	D331-521-**	12,13,14
CRF250L(S)	21	520	D331-521-**	12,13,14
CRF250RALLY	17-20	520	D331-521-**	12,13,14
CRF250RALLY(S)	21	520	D331-521-**	12,13,14
CRF300L/RALLY	21-22	520	D331-521-**	12,13,14
CRM50	88-98	420	D331-303-**	14,15
CRM80	88-98	420	D331-303-**	14,15
CRM250R	89-90	520	D331-542-**	13,14
CRM250R/AR	91-99	520	D331-543-**	13,14,15
CT250SILKROAD	82	520	D331-518-**	12,13,14
EZ9	90	428	D331-409-**	14,15
FMX650	05-08	520	D331-534-**	14,15
FTR223	00-14	520	D331-508-**	12,13,14
FTR250 (Kick-start)	85	520	D331-507-**	13,14
FTR250 (Electric Start)	86	520	D331-508-**	12,13,14
MR250	76	520	D331-504-**	13,14
MT125	74-76	428	D331-408-**	13,14,15,16,17
MT250	74-76	520	D331-504-**	13,14
MTX50R	85	420	D331-303-**	14,15
MTX80R	85	420	D331-303-**	14,15
MTX125R	83	428	D331-409-**	14,15
MTX200R	83-88	520	D331-507-**	13,14
NX125	88-90	428	D331-409-**	14,15
NX650	88	520	D331-518-**	12,13,14
RTL250	94-04	520	D331-506-**	11,12,13
SL125	73	428	D331-409-**	14,15
SL230	97-04	520	D331-508-**	12,13,14
SL250	72-74	520	D331-519-**	13,14,15
SLR650	97-01	520	D331-534-**	14,15
TL125	73-76	428	D331-409-**	14,15
TLM200	85-87	520	D331-506-**	11,12,13
TLM220	88-93	520	D331-506-**	11,12,13
TLM240	86	520	D331-506-**	11,12,13
TLM260	86	520	D331-506-**	11,12,13
TLM260	93	520	D331-506-**	11,12,13
TLR200	83	520	D331-506-**	11,12,13
TLR250	85-87	520	D331-510-**	14
XL50S	80	420	D331-303-**	14,15
XL80S	80	420	D331-303-**	14,15
XL125K	75-78	428	D331-409-**	14,15
XL125S	79-81	428	D331-409-**	14,15
XL125R	82-85	428	D331-409-**	14,15
XL175	76	520	D331-504-**	13,14
XL200R	83	520	D331-507-**	13,14
XL230	02-03	520	D331-508-**	12,13,14
XL250 DEGREE	91-95	520	D331-521-**	12,13,14
XL250K	76-78	520	D331-519-**	13,14,15
XL250S	79-82	520	D331-519-**	13,14,15
XL250R	83	520	D331-518-**	12,13,14
XL400/500/600S/R	78-88	520	D331-518-**	12,13,14
XLR80	90	420	D331-303-**	14,15
XLR125	93-97	428	D331-408-**	13,14,15,16,17
XLR200	93-	520	D331-508-**	12,13,14
XLR250	85-86	520	D331-508-**	12,13,14
XLR250/BAJA(MD20/22)	87-94	428	D331-408-**	13,14,15,16,17
XLR250 520COMBART	87-94	520	D331-508-**	12,13,14
XLX250	84	520	D331-505-**	13,14
XR50/100MOTARD	05-08	420	D331-303-**	14,15
XR50/CRF50F	02-17	420	D331-308-**	13,15
XR70	97-99	420	D331-303-**	14,15
XR70R/CRF70F	00-12	420	D331-308-**	13,15
XR75/80R/CRF80F	73-13	420	D331-303-**	14,15
XR100R/CRF100F	81-13	428	D331-403-**	14,15,16
XR125L	03-07	428	D331-408-**	13,14,15,16,17
XR200	80-02	520	D331-507-**	13,14
XR230/M	05-12	520	D331-508-**	12,13,14
XR250/BAJA/MOTARD (MD30)	95-07	520	D331-521-**	12,13,14
	79-81	520	D331-519-**	13,14,15
XR250	82-83	520	D331-518-**	12,13,14
	84-87	520	D331-507-**	13,14
XR250R (ME06)	88-95	520	D331-508-**	12,13,14
XR250R (ME08)	96-05	520	D331-521-**	12,13,14
	83-84	520	D331-505-**	13,14
XR350R	85-87	520	D331-510-**	14
XR400MOTARD	05-08	520	D331-543-**	13,14,15
XR400R	96-04	520	D331-543-**	13,14,15
XR500/600	79-90	520	D331-518-**	12,13,14
XR650R	00-07	520	D331-529-**	14,15
ATC200X	83-85	520	D331-507-**	13,14
ATC350	85-86	520	D331-510-**	14
TRX200	07-09	520	D331-504-**	13,14
TRX450	04-05	520	D331-539-**	13,14
Z50R	88-99	420	D331-303-**	14,15

Bike	Year	Size	Part #	Tooth
CB125	73-86	428	D331-409-**	14,15
CB200	75	520	D331-504-**	13,14
CB223S		520	D331-508-**	12,13,14
CBF250	04-05	520	D331-521-**	12,13,14
CL200	75	520	D331-504-**	13,14
FX650	99-01	520	D331-534-**	14,15
GB250	85-	520	D331-505-**	13,14
NSR50	87-	420	D331-303-**	14,15
SUPER CUB110	18-19	428	D331-418-**	14,15
REBEL250	88	520	D331-505-**	13,14
YAMAHA				
MX90	74-75	428	D331-404-**	13,14,15
MX/YZ125	74-76	428	D331-404-**	13,14,15
YZ50	80	420	D331-301-**	12,13,14,15
YZ60	81-84	420	D331-304-**	12,13,14,15
	74-77	420	D331-301-**	12,13,14,15
YZ80	78-80	428	D331-401-**	13,14
	81-01	428	D331-404-**	13,14,15
YZ85	02-23	428	D331-412-**	13,14,15,16
	77-86	520	D331-501-**	12,13
YZ125	87-04	520	D331-535-**	13,14,15
	05-23	520	D331-548-**	12,13,14
YZ175	76	520	D331-501-**	12,13
YZ250	77-98	520	D331-513-**	13,14,15,16
	99-23	520	D331-530-**	12,13,14
YZ250F	01-23	520	D331-548-**	12,13,14
YZ400F	98-99	520	D331-530-**	12,13,14
YZ426F	00-02	520	D331-530-**	12,13,14
YZ450F	03-23	520	D331-530-**	12,13,14
YZ125X	17-23	520	D331-548-**	12,13,14
YZ250X	16-23	520	D331-530-**	12,13,14
YZ250FX	15-23	520	D331-548-**	12,13,14
YZ450FX	16-23	520	D331-530-**	12,13,14
WR125	98-02	520	D331-535-**	13,14,15
WR200	91	520	D331-535-**	13,14,15
WR250F	01-23	520	D331-548-**	12,13,14
WR155R	20	428	D331-406-**	14,15,16
WR250R/X	07-20	520	D331-548-**	12,13,14
	89-98	520	D331-513-**	13,14,15,16
WR250Z	99-02	520	D331-530-**	12,13,14
WR400F	98-99	520	D331-530-**	12,13,14
WR426F	00-02	520	D331-530-**	12,13,14
WR450F	03-23	520	D331-530-**	12,13,14
AG200	85	428	D331-406-**	14,15,16
BW200	85-88	520	D331-501-**	12,13
BW350	87-88	520	D331-501-**	12,13
CT1/CT175	70	428	D331-404-**	13,14,15
DT1/DT250	68-78	520	D331-530-**	12,13,14
DT125R	85-87	428	D331-406-**	14,15,16
	88-98	428	D331-412-**	13,14,15,16
DT125R 520COMBART	88-98	520	D331-535-**	13,14,15
DT200R	88-90	428	D331-412-**	13,14,15,16
DT200R 520COMBART	88-90	520	D331-535-**	13,14,15
DT200WR	91-94	520	D331-535-**	13,14,15
DT230LANZA 520COMBART	97-98	520	D331-535-**	13,14,15
DT230LANZA	97-98	428	D331-412-**	13,14,15,16
DT400	75-	520	D331-530-**	12,13,14
DT50LW(17W)	82-96	420	D331-304-**	12,13,14,15
DT90	74-76	428	D331-404-**	13,14,15
FT50	71	420	D331-301-**	12,13,14,15
GT50		420	D331-301-**	12,13,14,15
GT80		420	D331-301-**	12,13,14,15
HT1/HT90	70	428	D331-404-**	13,14,15
IT175	77-83	520	D331-501-**	12,13
IT200	84-86	520	D331-501-**	12,13
IT60	71	420	D331-301-**	12,13,14,15
PW80	83-06	420	D331-304-**	12,13,14,15
RT1/RT360/DT360	69-74	520	D331-530-**	12,13,14
SEROW225	85-04	428	D331-406-**	14,15,16
SEROW250	05-20	428	D331-415-**	13,14,15
TDR125	89-	428	D331-412-**	13,14,15,16
TDR250	91	520	D331-530-**	12,13,14
TDR50/80	88-	428	D331-406-**	13,14,15,16
TT250	86-87	520	D331-515-**	15
TT250R	93-97	520	D331-550-**	13,14
TT250RAID 520COMBART	94-96	520	D331-550-**	13,14

** Enter tooth number to complete part number when ordering.

Bike	Year	Size	Part #	Tooth
KAWASAKI				
KX60	83-00	420	D331-304-**	12,13,14,15
KX65	00-23	420	D331-304-**	12,13,14,15
KX80/85/100	79-23	420	D331-304-**	12,13,14,15
KX112	22-23	420	D331-304-**	12,13,14,15
KX125	80-93	520	D331-501-**	12,13
	94-08	520	D331-509-**	12,13,15
	87-98	520	D331-513-**	13,14,15,16
KX250	99-08	520	D331-530-**	12,13,14
	87-04	520	D331-513-**	13,14,15,16
KX250F	04-05	520	D331-520-**	13
	06-18	520	D331-547-**	12,13,14
KX250	19-23	520	D331-547-**	12,13,14
KX250X	21-23	520	D331-547-**	12,13,14
KX450F	06-18	520	D331-530-**	12,13,14
KX450	19-23	520	D331-530-**	12,13,14
KX450X	21-23	520	D331-530-**	12,13,14
KLX450R	08-09	520	D331-530-**	12,13,14
125TR	71-73	428	D331-406-**	13,14,15,16
175TR	71-73	428	D331-406-**	13,14,15,16
250TR (F11) 520COMBART	73-76	520	D331-517-**	15
250TR	02-14	520	D331-533-**	15
350TR(F5) 520COMBART	71	520	D331-517-**	15
AE50/80	81	420	D331-302-**	13,14
D-TRACKER125	10-16	428	D331-416-**	13
D-TRACKER/X	01-16	520	D331-532-**	13,14,15
KD125	75-79	428	D331-406-**	13,14,15,16
KD175	76-79	428	D331-406-**	13,14,15,16
KDX125SR	90-99	428	D331-405-**	13,14,15,16
KDX175	79-82	520	D331-501-**	12,13
	83	520	D331-501-**	12,13
KDX200	84-88	520	D331-513-**	13,14,15,16
KDX200R	89-93	520	D331-513-**	13,14,15,16
KDX200SR	89-93	520	D331-513-**	13,14,15,16
KDX220R	94-05	520	D331-513-**	13,14,15,16
KDX220SR	94-99	520	D331-513-**	13,14,15,16
KDX250R	91-94	520	D331-513-**	13,14,15,16
KDX250SR	91-94	520	D331-513-**	13,14,15,16
KL250	79-83	520	D331-513-**	13,14,15,16
KLE250	93-95	520	D331-533-**	15
KLE400	91-99	520	D331-533-**	15
KLE500	01-07	520	D331-533-**	15
KLR250	84-05	520	D331-533-**	15
KLR600	84-86	520	D331-533-**	15
KLR650R	89-17	520	D331-533-**	15
KLX110/L	02-23	420	D331-302-**	13,14
KLX110RL	21-23	420	D331-302-**	13,14
KLX125	10-16	428	D331-416-**	13,14
KLX150BF	16	428	D331-416-**	13,14
KLX230	20-22	520	D331-532-**	13,14
KLX230S	22	520	D331-532-**	13,14
KLX230R	20-23	520	D331-532-**	13,14
KLX230R S	22-23	520	D331-532-**	13,14
KLX250	01-16	520	D331-532-**	13,14
KLX250R	93-00	520	D331-513-**	13,14
KLX250SR/ES	93-00	520	D331-513-**	13,14
KLX300R	96-07	520	D331-513-**	13,14
KMX125	86-89	428	D331-405-**	13,14
KMX200	87-91	428	D331-405-**	13,14
SUPER SHERPA	97-09	520	D331-513-**	13,14
A1 520COMBART	69	520	D331-517-**	13,14
250SS 520COMBART	72	520	D331-517-**	13,14
AR50	81	420	D331-302-**	13,14
AR80	81	420	D331-302-**	13,14
BJ250	520	520	D331-533-**	15
CS250	85	520	D331-533-**	15
EN500	96-00	520	D331-533-**	15
EX500	520	520	D331-533-**	15
GPX400R	520	520	D331-533-**	15
GPZ400R	520	520	D331-533-**	15
GPZ550	520	520	D331-533-**	15
KH250 520COMBART	75-82	520	D331-517-**	15
KR-1	88-	520	D331-533-**	15
KV75	75	420	D331-301-**	12,13,14,15
NINJA250/R	08-17	520	D331-532-**	13,14,15
NINJA250SL	15-16	520	D331-532-**	13,14,15
NINJA650/R	09-16	520	D331-530-**	12,13,14
Z250	13-17	520	D331-532-**	13,14,15
Z250SL	16-17	520	D331-532-**	13,14,15
ZX-6R	03-06	520	D331-529-**	14,15
ZXR400	520	520	D331-533-**	15

Bike	Year	Size	Part #	Tooth
SUZUKI				
RM80	77-81	428	D331-401-**	13,14
	82-01	428	D331-404-**	13,14,15
RM85	02-21	428	D331-404-**	13,14,15
RM125	75	428	D331-404-**	13,14,15
RM125 520COMBART	75-79	520	D331-544-**	12,13
RM125	80-08	520	D331-544-**	12,13
	75-81	520	D331-552-**	15
RM250	82-08	520	D331-523-**	12,14,15
	04-06	520	D331-520-**	13
RMZ250	07-12	520	D331-544-**	12,13
	13-15	520	D331-524-**	13
RMZ450	05-12	520	D331-540-**	13
250SB	02-06	520	D331-532-**	13,14,15
DF125	97-	428	D331-413-**	14,16
DF200	97-	520	D331-525-**	15
DJEBEL125	93-	428	D331-413-**	14,16
DJEBEL200	93-04	520	D331-525-**	15
DJEBEL250	96	520	D331-523-**	12,14,15
DR/SP250	82-85	520	D331-526-**	13,14
DR/SP370	78-82	520	D331-526-**	13,14
DR250R	95-00	520	D331-523-**	12,14,15
DR250S/350S	90-93	520	D331-523-**	12,14,15
DR400	79-80	520	D331-526-**	13,14
DR500	81-83	520	D331-526-**	13,14
DR600	85-89	520	D331-516-**	16
DR650RSE	90-95	520	D331-516-**	16
DR750	88-89	520	D331-517-**	15
DR800	88-93	520	D331-517-**	15
DRZ70	08-17	428	D331-401-**	13,14
DRZ125	03-16	428	D331-413-**	14,16
DRZ400R/E/S/SM	00-21	520	D331-523-**	12,14,15
JR50	80	420	D331-301-**	12,13,14,15
JR80	82-04	428	D331-401-**	13,14
OM50	76	420	D331-301-**	12,13,14,15
PE250	78-82	520	D331-552-**	15
PE400	80-81	520	D331-552-**	15
RA125	84	428	D331-404-**	13,14,15
RH250	88	520	D331-523-**	12,14,15
RMX250R	89-98	520	D331-523-**	12,14,15
RMX250S	92-98	520	D331-523-**	12,14,15
SP400	79-80	520	D331-526-**	13,14
SP500	81-83	520	D331-526-**	13,14
SX125	85-	428	D331-413-**	14,16
SX200	85	520	D331-523-**	12,14,15
TM125	73-75	428	D331-404-**	13,14,15
TM250 520COMBART	72-75	520	D331-509-**	12,13,15
TM400 520COMBART	71-75	520	D331-509-**	12,13,15
TS50	79-82	420	D331-301-**	12,13,14,15
TS50W	83-95	420	D331-305-**	12,13,14
TM75	74	420	D331-301-**	12,13,14,15
TS90	70	428	D331-404-**	13,14,15
TS125	71-81	428	D331-404-**	13,14,15
TS125R	89-97	428	D331-405-**	13,14,15,16
TS250 520COMBART	71-76	520	D331-509-**	12,13,15
TS250 520COMBART	77-81	520	D331-523-**	12,14,15
LT80	87-88	428	D331-404-**	13,14,15
LT250	85-92	520	D331-523-**	12,14,15
AC50	69	420	D331-301-**	12,13,14,15
DS250 520COMBART	80	520	D331-523-**	12,14,15
GN250	82-88	520	D331-526-**	13,14
GN400	80-82	520	D331-526-**	13,14
GT250 520COMBART	73-77	520	D331-509-**	12,13,15
OR50	76	420	D331-301-**	12,13,14,15
RG50	90-	420	D331-305-**	12,13,14
RV50	72	420	D331-301-**	12,13,14,15
RV125	73-74	428	D331-404-**	13,14,15
TU250GRASSTRACKER		520	D331-526-**	13,14

EXHAUST

CONTROL

TOURING

ELECTRICAL

BODY PARTS

DRIVE

TOOL

TRANSPORT

GARAGE

ACCESSORIES


** Enter tooth number to complete part number when ordering.

Bike	Year	Size	Part #	Tooth
KTM				
65SX	98-23	420	D331-306-**	12,13
85SX	03-17	428	D331-411-**	13,14
125SX	98-23	520	D331-537-**	12,13,14,15
150SX	09-22	520	D331-537-**	12,13,14,15
250SX	94-23	520	D331-537-**	12,13,14,15
300SX	23	520	D331-537-**	12,13,14,15
250SX-F	06-23	520	D331-537-**	12,13,14,15
350SX-F	11-23	520	D331-537-**	12,13,14,15
450SX-F	07-23	520	D331-537-**	12,13,14,15
125EXC	96-16	520	D331-537-**	12,13,14,15
150EXC/TPI	20-23	520	D331-537-**	12,13,14,15
200EXC	97-16	520	D331-537-**	12,13,14,15
250EXC/TPI	97-23	520	D331-537-**	12,13,14,15
300EXC/TPI	96-23	520	D331-537-**	12,13,14,15
250EXC-F	06-23	520	D331-537-**	12,13,14,15
350EXC-F	12-23	520	D331-537-**	12,13,14,15
450EXC/F	03-23	520	D331-537-**	12,13,14,15
500EXC/F	12-23	520	D331-537-**	12,13,14,15
530EXC	08-11	520	D331-537-**	12,13,14,15
150XC	10-14	520	D331-537-**	12,13,14,15
250XC/TPI	06-23	520	D331-537-**	12,13,14,15
300XC/TPI	06-23	520	D331-537-**	12,13,14,15
250XC-F	07-23	520	D331-537-**	12,13,14,15
350XC-F	11-23	520	D331-537-**	12,13,14,15
450XC-F	08-23	520	D331-537-**	12,13,14,15
125XC-W	17-18	520	D331-537-**	12,13,14,15
150XC-W/TPI	17-23	520	D331-537-**	12,13,14,15
200XC-W	06-16	520	D331-537-**	12,13,14,15
250XC-W	06-22	520	D331-537-**	12,13,14,15
300XC-W	06-23	520	D331-537-**	12,13,14,15
250XCF-W	06-16	520	D331-537-**	12,13,14,15
350XCF-W	12-22	520	D331-537-**	12,13,14,15
450XC-W	07-23	520	D331-537-**	12,13,14,15
500XC-W	12-16	520	D331-537-**	12,13,14,15
530XC-W	09-10	520	D331-537-**	12,13,14,15
FREERIDE250F	18-19	520	D331-537-**	12,13,14,15
FREERIDE250R	14-17	520	D331-537-**	12,13,14,15
FREERIDE350	12-17	520	D331-537-**	12,13,14,15
690ENDURO/R	08-22	520	D331-538-**	14,15,16
690DUKE	08-16	520	D331-538-**	14,15,16
690SMC/R	08-22	520	D331-538-**	14,15,16
HUSQVARNA				
HUSKY TE250/350/400/510/610	90-08	520	D331-551-**	13,14,15
HUSKY WR250	00-08	520	D331-551-**	13,14,15
HUSKY WR360	00-08	520	D331-551-**	13,14,15
TC65	17-23	420	D331-306-**	12,13,14
TC85	14-17	428	D331-411-**	13,14
TC125/250	14-23	520	D331-537-**	12,13,14,15
FC250	14-23	520	D331-537-**	12,13,14,15
FC350/450	14-23	520	D331-537-**	12,13,14,15
TE125	14-16	520	D331-537-**	12,13,14,15
TE150/I	17-23	520	D331-537-**	12,13,14,15
TE250/I,300/I	14-23	520	D331-537-**	12,13,14,15
FE250/350/450/501	14-23	520	D331-537-**	12,13,14,15
TX125	17-19	520	D331-537-**	12,13,14,15
TX300/I	17-23	520	D331-537-**	12,13,14,15
FX350/450	17-23	520	D331-537-**	12,13,14,15
701 ENDURO	16-22	520	D331-538-**	14,15,16
701 SUPER MOTO	16-22	520	D331-538-**	14,15,16

Bike	Year	Size	Part #	Tooth
GASGAS				
125EC	03-14	520	D331-535-**	13,14,15
200/250/350/400/450	97-13	520	D331-536-**	13
MC65	21-22	420	D331-306-**	12,13,14
MC125	21-23	520	D331-537-**	12,13,14,15
MC250	22-23	520	D331-537-**	12,13,14,15
MC250F	21-23	520	D331-537-**	12,13,14,15
MC350F	22-23	520	D331-537-**	12,13,14,15
MC450F	21-23	520	D331-537-**	12,13,14,15
EC250/300	21-23	520	D331-537-**	12,13,14,15
EC250F/350F	21-23	520	D331-537-**	12,13,14,15
EX250	22-23	520	D331-537-**	12,13,14,15
EX300	21-23	520	D331-537-**	12,13,14,15
EX250F/350F/450F	21-23	520	D331-537-**	12,13,14,15
ES700	22	520	D331-538-**	14,15,16
SM700	22	520	D331-538-**	14,15,16
BETA				
RR2T 125	18-23	520	D331-537-**	12,13,14,15
RR2T 200	19-23	520	D331-537-**	12,13,14,15
RR2T 250/300	15-23	520	D331-537-**	12,13,14,15
RR4T 350/390/430/480	15-23	520	D331-537-**	12,13,14,15
X-TRAINER250/300	17-22	520	D331-537-**	12,13,14,15



EXHAUST



CONTROL



TOURING



ELECTRICAL



BODY PARTS



DRIVE



TOOL



TRANSPORT



GARAGE



ACCESSORIES





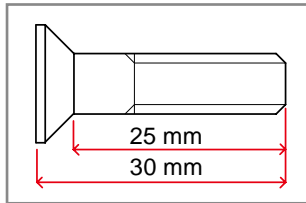
DRC DURA REAR SPROCKET

- Made of durable heat treated steel that is stronger and longer lasting than aluminum sprockets.
- The best balanced, durable and light weight design. 30% lighter than standard steel sprockets available on the market.
- Precision laser cut for the lightest steel sprocket design.

DRC SPROCKET BOLT / NUT SET

- Sprocket mounting hardware.
- Kit includes 6, 8 mm tapered bolts, 6 washers and 6 locking nuts.
- Can be used for most dirt bikes.

Part #	Bolt Size
D58-32-282	M8 x 25 mm



DRC CHAIN ROLLER

- More durable than stock
- Available in 3 diameter sizes.
- Colors available: black, blue and red.

S size (32 mm)		L size (42 mm)	
Part #	Color	Part #	Color
D47-41-341	Black	D47-41-441	Black
D47-41-342	Blue	D47-41-442	Blue
D47-41-343	Red	D47-41-443	Red

M size (36 mm)

Part #	Color		
D47-41-641	Black	Upper	CR125R/250R 04- CRF250R/XCRF450R/X 04- KX250F/450F 07- KLX450R 08-
D47-41-642	Blue		CR125R/250R 05- CRF250R 05-CRF250X 06- CRF450R/X 05-
D47-41-643	Red		KX250F/450F 07- KLX450R 08-



** Enter tooth number to complete part number when ordering.

Bike	Year	Size	Part number	Tooth			
HONDA							
CR80R/85R	85-07	420	D34-01-0**	46,47,48,49,50,55,56,57			
CRF150R	07-22	420	D34-01-0**	46,47,48,49,50,55,56,57			
CRF100F/XR100R	91-12	428	D34-05-0**	49,50,51			
CRF125F	14-23						
CR125R/250R	87-07	520	D34-02-0**	39,40,41,42,43,44,45,46,47,48,49,50,51,52,53			
CRF150F/230F	03-19						
CRF250F	19-22						
CRF250R	04-23						
CRF450R	02-23						
CRF250RX	19-23						
CRF450RX	17-23						
CRF450L	19-20						
CRF450RL	21-23						
CRF250X/450X	04-22						
XR250R(ME06)	90-95						
XR250R(ME08) XR400R	96-05				520	D34-02-0**	39,40,41,42,43,44,45,46,47,48,49,50,51,52,53
XR600R,XR650L	91-20	520	D34-03-0**	39,40,41,42,43,44,45,46,48			
XR650R	00-07	520	D34-02-0**	39,40,41,42,43,44,45,46,47,48,49,50,51,52,53			
CRM50/80	88-97	420	D34-01-0**	46,47,48,49,50,55,56,57			
CROSS CUB110	18-22	428	D34-06-0**	35,37			
SL230	97-04	520	D34-02-0**	39,40,41,42,43,44,45,46,47,48,49,50,51,52,53			
XR230	05-12						
XR250/BAJA/MOTARD (MD30)	95-07	520	D34-02-0**	39,40,41,42,43,44,45,46,47,48,49,50,51,52,53			
CRF250L/M	12-20	520	D34-03-0**	39,40,42,44,45,46,48			
CRF250L	21	520	D34-08-3**	40,44			
CRF250RALLY	17-20	520	D34-03-0**	39,40,42,44,45,46,48			
CRF300L	21-22	520	D34-08-3**	40,44			
CRF300L RALLY	21-22	520	D34-08-3**	40,44			
CRM250R	89-96	520	D34-03-0**	39,40,42,44,45,46,48			
CRM250AR	97-98	520	D34-02-0**	39,40,41,42,43,44,45,46,47,48,49,50,51,52,53			
SUPER CUB110	18-20	428	D34-06-0**	35,37			
YAMAHA							
YZ80/85	93-23	428	D34-31-0**	46,47,48,49,50,51,52,53			
YZ125/250	85-98	520	D34-51-0**	44,45,46,47,48,49,50,51			
YZ250F	01-23	520	D34-52-0**	42,43,44,45,46,47,48,49,50,51,52			
YZ400-450F	99-23						
YZ125X	17-23						
YZ250X	16-23						
YZ250FX	15-23						
YZ450FX	16-23						
WR250F	01-23						
WR400F-450F	99-23						
WR250	89-01				520	D34-51-0**	44,45,46,47,48,49,50,51
TDR50/80	88-				428	D34-53-0**	49,54
TTR125	02-17				428	D34-53-0**	49,54
XTZ125	03-17				428	D34-53-0**	49,54
DT125R	-87	428	D34-53-0**	49,54			
DT125R/200R DT230LANZA DT125R/200R DT230LANZA (428-520COMBART) #1	88-	520	D34-51-0**	44,45,46,47,48,49,50,51			
DT200WR #1	91-94						
SEROW225W/WE	93-99	428	D34-55-0**	45,48,50			
SEROW225WE #3	00-04	428	D34-55-0**	45,48,50			
SEROW250 #3	05-20	428	D34-55-0**	45,48,50			
TRICKER #3	04-18	428	D34-55-0**	45,48,50			
TT250R #1	93-97	520	D34-51-0**	44,45,46,47,48,49,50,51			
TT250R RAID	94-96	428	D34-54-0**	53,55,57			
TT250R RAID (428-520COMBART) #1	94-96	520	D34-51-0**	44,45,46,47,48,49,50,51			
WR250R/X #1	07-20	520	D34-52-0**	42,43,44,45,46,47,48,49,50,51,52			
XT250	08-21	428	D34-55-0**	45,48,50			
KAWASAKI							
KX65	01-23	420	D34-20-0**	46,47,48			
KX80/85/100	90-23	420	D34-22-0**	49,50,51,52			
KX112	22-23	420	D34-22-0**	49,50,51,52			
KX125/250	90-08	520	D34-24-0**	39,40,41,42,43,44,45,46,47,48,49,50,51,52,53			
KX250F	04-18						
KX250	19-23						
KX450F	06-18						
KX450	19-23						
KLX450R	08-15						
KX250X	21-23						
KX450X	21-23						
KLX125/D-TRACKER125 #1	10-16						
KLX150BF #1	16				428	D34-25-0**	44,47,49
KLX150S #1	09-13						
KLX230 #1	20-22				520	D34-24-0**	39,40,41,42,43,44,45,46,47,48,49,50,51,52,53
KLX230S #1	22	520	D34-24-0**	39,40,41,42,43,44,45,46,47,48,49,50,51,52,53			
KLX230R #1	20-23	520	D34-24-0**	39,40,41,42,43,44,45,46,47,48,49,50,51,52,53			
KLX230R S #1	22-23	520	D34-24-0**	39,40,41,42,43,44,45,46,47,48,49,50,51,52,53			
KDX125SR	90-99	428	D34-26-0**	50,52,54			
KDX125SR (428-520COMBART)	90-99						
KDX200-250R/SR	89-	520	D34-24-0**	39,40,41,42,43,44,45,46,47,48,49,50,51,52,53			
KLX250/300R/SR/ES D-TRACKER	93-20						
	98-16						

DURA REAR SPROCKET



Bike	Year	Size	Part number	Tooth
SUZUKI				
RM80/85	89-21	428	D34-31-0**	46,47,48,49,50,51,52,53
RM125/250	89-08	520	D34-32-0**	40,41,42,43,44,45,46,47,48,49,50,51,52
RMZ250	04-06	520	D34-24-0**	39,40,41,42,43,44,45,46,47,48,49,50,51,52,53
RMZ450	07-22	520	D34-32-0**	40,41,42,43,44,45,46,47,48,49,50,51,52
	05-22			
RMX450Z	10-17	520	D34-32-0**	40,41,42,43,44,45,46,47,48,49,50,51,52
TS125R (428-520COMBART) TS200R	90-96	520	D34-32-0**	40,41,42,43,44,45,46,47,48,49,50,51,52
SX125R, DJEBEL125, DF125, DR125 (428-520COMBART) SX200R, DJEBEL200, DF200, DR200SE	89-			
RMX250S/R	89-98	520	D34-32-0**	40,41,42,43,44,45,46,47,48,49,50,51,52
DR250S/DJEBEL250	90-94	520	D34-33-0**	41,42,43,44,45,46,47,48,49,50,51,52
DR250R/DJEBEL250XC	95-08	520	D34-32-0**	40,41,42,43,44,45,46,47,48,49,50,51,52
DRZ400R	00-05	520	D34-32-0**	40,41,42,43,44,45,46,47,48,49,50,51,52
	00-03			
DRZ400S(JAPAN)	04-09	520	D34-33-0**	41,42,43,44,45,46,47,48,49,50,51,52
DRZ400S(US)	00-19	520	D34-32-0**	40,41,42,43,44,45,46,47,48,49,50,51,52
DRZ400SM #2(JAPAN)	05-09	520	D34-33-0**	41,42,43,44,45,46,47,48,49,50,51,52
DRZ400SM(US)	05-21	520	D34-32-0**	40,41,42,43,44,45,46,47,48,49,50,51,52
KTM				
85SX	03-23	428	D34-77-0**	46,47,48,49,50
SX/SXF 125-525	91-23	520	D34-75-0**	38,39,40,41,42,43,44,45,46,47,48,49,50,51,52
EXC/EXCF 125-530	91-23	520	D34-75-0**	38,39,40,41,42,43,44,45,46,47,48,49,50,51,52
XG/XCF 125-530	07-23	520	D34-75-0**	38,39,40,41,42,43,44,45,46,47,48,49,50,51,52
XC-W/XCF-W 125-530	06-23	520	D34-75-0**	38,39,40,41,42,43,44,45,46,47,48,49,50,51,52
SMR 450-560	04-22	520	D34-75-0**	38,39,40,41,42,43,44,45,46,47,48,49,50,51,52
HUSABERG				
350-650 FC/FE/FS	00-08	520	D34-75-0**	38,39,40,41,42,43,44,45,46,47,48,49,50,51,52
HUSQVARNA				
WR/CR/TE/TC/TXC/SM/SMR 125-610	90-08	520	D34-33-0**	41,42,43,44,45,46,47,48,49,50,51,52
TC85	14-23	428	D34-77-0**	46,47,48,49,50
TC/FC 125-450	14-23	520	D34-75-0**	38,39,40,41,42,43,44,45,46,47,48,49,50,51,52
TE/FE 125-501	14-23	520	D34-75-0**	38,39,40,41,42,43,44,45,46,47,48,49,50,51,52
TX/FX 300-450	17-23	520	D34-75-0**	38,39,40,41,42,43,44,45,46,47,48,49,50,51,52
701ENDURO	16-22	520	D34-75-0**	38,39,40,41,42,43,44,45,46,47,48,49,50,51,52
GAS GAS				
125-515cc (EC/FSR MC SM)	97-08	520	D34-33-0**	41,42,43,44,45,46,47,48,49,50,51,52
MC85	21-23	428	D34-77-0**	46,47,48,49,50
MC125	21-23	520	D34-75-0**	38,39,40,41,42,43,44,45,46,47,48,49,50,51,52
MC250	22-23	520	D34-75-0**	38,39,40,41,42,43,44,45,46,47,48,49,50,51,52
MC250F	21-23	520	D34-75-0**	38,39,40,41,42,43,44,45,46,47,48,49,50,51,52
MC350F	22-23	520	D34-75-0**	38,39,40,41,42,43,44,45,46,47,48,49,50,51,52
MC450F	21-23	520	D34-75-0**	38,39,40,41,42,43,44,45,46,47,48,49,50,51,52
EC250	21-23	520	D34-75-0**	38,39,40,41,42,43,44,45,46,47,48,49,50,51,52
EC300	21-23	520	D34-75-0**	38,39,40,41,42,43,44,45,46,47,48,49,50,51,52
EC250F	21-23	520	D34-75-0**	38,39,40,41,42,43,44,45,46,47,48,49,50,51,52
EC350F	21-23	520	D34-75-0**	38,39,40,41,42,43,44,45,46,47,48,49,50,51,52
EX250	22-23	520	D34-75-0**	38,39,40,41,42,43,44,45,46,47,48,49,50,51,52
EX300	21-23	520	D34-75-0**	38,39,40,41,42,43,44,45,46,47,48,49,50,51,52
EX250F	21-23	520	D34-75-0**	38,39,40,41,42,43,44,45,46,47,48,49,50,51,52
EX350F	21-23	520	D34-75-0**	38,39,40,41,42,43,44,45,46,47,48,49,50,51,52
EX450F	21-23	520	D34-75-0**	38,39,40,41,42,43,44,45,46,47,48,49,50,51,52
ES700	22	520	D34-75-0**	38,39,40,41,42,43,44,45,46,47,48,49,50,51,52

#1 DRC Tapered bolts and nuts set are required for installation.
 #2 Singapore and Japan models use.
 #3 D34-90-101 SPROCKET ADAPTER are required for installation.

EXHAUST



CONTROL



TOURING



ELECTRICAL



BODY PARTS



DRIVE



TOOL



TRANSPORT



GARAGE



ACCESSORIES



DRC
PRO SPOON TIRE IRON

- Designed for all types of tire changing needs.
- The bend of the lever and wide spoon area is designed for quick and easy tire removal.
- The durable rubber grip provides better grip.
- Available in 2 different lengths.



Part #	Size
D59-10-113	230 mm (9.2")
D59-10-012	260 mm (10.4")

EXHAUST



CONTROL



TOURING



DRC
TIRE IRON 400 mm

- Standard tire lever.
- Long length for easy operation for hard tire removal.
- Made of durable heat treated steel.

Part #
D59-10-006



ELECTRICAL



BODY PARTS



DRC
PRO SPOON TIRE IRON WITH WRENCH

- One end fits the axle nut, the other end is a tire tool.
- Made of heat treated steel.
- 25 cm (10") to 26.5 cm (10.6") wrench length.
- Wrench available in 6 sizes.

Part #	Wrench Size	Part #	Wrench Size
D59-10-917	17 mm	D59-10-924	24 mm
D59-10-919	19 mm	D59-10-927	27 mm
D59-10-922	22 mm	D59-10-932	32 mm



DRIVE



TOOL



TRANSPORT



GARAGE



ACCESSORIES



Bike	Year	Front	Rear
HONDA			
CR80R/85R		19mm	22mm
CR125R/250R		22mm	32mm
CRF150R	07-22	22mm	24mm
CRF250R	04-23	22mm	32mm
CRF450R	02-23	22mm	32mm
CRF250RX	19-23	22mm	32mm
CRF450RX	17-23	22mm	32mm
CRF250X/450X	04-22	22mm	32mm
CRM50/80		19mm	22mm
CRM250R/AR		19mm	24mm
CRF250L/M	12-16	17mm	24mm
	17-21	-	24mm
CRF250L(S)	21	-	24mm
CRF250RALLY	17-21	-	24mm
CRF250RALLY(S)	21	-	24mm
CRF300L	21	-	24mm
CRF300RALLY	21	-	24mm
XR230		17mm	24mm
SUPER XR250/BAJA		17mm	24mm

Bike	Year	Front	Rear
YAMAHA			
YZ125/250	-23	22mm	27mm
	-08	22mm	27mm
YZ250F	09	22mm	32mm
	10-23	22mm	30mm
	-08	22mm	27mm
YZ450F	09	22mm	32mm
	10-23	22mm	30mm
YZ125X	17-23	22mm	27mm
YZ250X	16-23	22mm	27mm
YZ250FX	15-23	22mm	27mm
YZ450FX	16-23	22mm	27mm
WR250F/450F	-23	22mm	27mm
DT230LANZA		17mm	27mm
SEROW225		22mm	22mm
SEROW225WE		22mm	19mm
XT250/SEROW250	05-20	19mm	19mm
TT250R/RAID		17mm	24mm
WR250R/X	07-20	22mm	27mm
KAWASAKI			
KX65		17mm	17mm
KX85/100	-23	17mm	17mm
KX112	22-23	17mm	17mm
KX125/250	-08	22mm	32mm
KX250F/450F	04-18	22mm	32mm
KX250/450	19-23	22mm	32mm
KLX450R	08-	22mm	32mm
KLX125	10-16	17mm	22mm
D-TRACKER125	10-16	17mm	22mm
KLX250	98-07	17mm	27mm
D-TRACKER	98-07	17mm	27mm
KLX250	08-20	19mm	27mm
D-TRACEKR X	08-16	19mm	27mm
SUPER SHERPA		17mm	22mm
SUZUKI			
RM125/250	-08	21mm	32mm
RMZ250	04-06	22mm	32mm
	07-20	21mm	32mm
RMZ450	05-20	21mm	32mm
RMX250S/R		19mm	24mm
DJEBEL125/200		17mm	19mm
DJEBEL250		19mm	19mm
DR250S		17mm	24mm
DR250R		19mm	24mm
DR2400S/SM	00-19	24mm	24mm
250SB		17mm	27mm

Bike	Year	Front	Rear
KTM			
85SX	12-23	17mm	27mm
125-450SX/SX-F/XC-F	15-22	17mm	32mm
	23	17mm	-
125-450EXC/EXC-F/XC-W	16-23	17mm	27mm
FREERIDE250R/250F/350	14-20	17mm	27mm
HUSQVARNA			
TC85	14-23	17mm	27mm
TC125	16-22	17mm	32mm
	23	17mm	-
TC250	17-22	17mm	32mm
	23	17mm	-
FC250/350/450	16-22	17mm	32mm
	23	17mm	-
TE/FE125-501	16-23	17mm	27mm
TX125	17-19	17mm	27mm
	23	17mm	-
TX300	17-22	17mm	32mm
	23	17mm	-
FX350/450	17-22	17mm	32mm
	23	17mm	-
GASGAS			
MC85	21-23	17mm	27mm
MC125/250	21-23	17mm	32mm
MC250F/350F/450F	21-23	17mm	32mm
EC250/300	21-23	17mm	27mm
EC250F/350F	21-23	17mm	27mm
EX250/300	21-23	17mm	27mm
EX250F/350F/450F	21-23	17mm	32mm

DRC
BEAD HOLDER

- Keeps the tire bead down during the tire change.
- Hooks over the spoke and pushes down on the bead for easy tire installation.
- Durable rubber grip for easy operation.

Part #
D59-11-071



STEP 1

Insert the tire bead into the wheel rim after installing the tube.



STEP 2

Insert lever part of the bead holder into the wheel rim and hook over spoke as shown above picture.



STEP 3

Keep the tool inserted and insert the tire bead into the wheel rim.



STEP 4

Tire bead won't come off with bead keeper. Smooth and easy operation.



DRC
BEAD CREAM

- Compact bead cream fits any tool box.
- Comes in a compact plastic case. (Net : 40 g)
- Includes application sponge.

Part #
D51-50-120



DRC
AIR VALVE CORE DRIVER

- Valve core remover designed for quick operation.
- Remover tip is made of chrome molybdenum steel for durability.
- Aluminum knurled grip.
- Length : 45 mm



Part # Color
D59-04-100 Ti-Color
D59-04-103 Red

DRC
AIR VALVE CORE

- Replacement air valve core.
- Wide temperature range (-54°C~150°C/-65.2F~302F)
- Constructed to provide a good seal. Sold in pairs.



Part #
D58-12-002

DRC
COLD PATCH

- Tube-type motorcycle tire repair kit.
- Large, medium and small patches included.
- Comes with metal scuffer and rubber cement tube in plastic case.
- Replacement rubber cement available.



Part #
D43-02-110

DRC
AIR VALVE PULLER

- Easy to pull the air valve stem through the hole on the rim.
- Useful during tire changes and flat repairs.
- Air valve puller head may also be used for air valve core removal.

Part # Color
D59-38-201 Black
D59-38-202 Red
D59-38-203 Blue



MXA RATING



This simple little tool is worth its weight in gold when it comes time to go valve stem fishing.



STEP 1

Pass air valve puller head through the valve hole.



STEP 2

Install valve puller head on air valve on the tube.



STEP 3

Replace air valve in the tire.



STEP 4

Pull on the air valve wire. The air valve will appear.

EXHAUST



CONTROL



TOURING



ELECTRICAL



BODY PARTS



DRIVE



TOOL



TRANSPORT



GARAGE



ACCESSORIES



DRC
PRO SPOKE WRENCH

- Interchangeable tips to fit 8 sizes of spoke nipples.
- Main shaft is CNC precision machined from 7000 grade aluminum and designed for optimum grip.
- Tips are made of heat treated steel for strength.
- Available in 3 hard anodized colors.
- Standard and mini sizes available.

Tips Size 5.6 - 7.0 (Standard)
(5.6 / 5.8 / 6.0 / 6.2 / 6.4 / 6.6 / 6.8 / 7.0 mm)

Part #	Color
D59-15-060	Ti-Color
D59-15-061	Red
D59-15-062	Blue

Tips Size 4.0 - 6.2 (Mini)
(4.0 / 4.4 / 5.0 / 5.2 / 5.6 / 5.8 / 6.0 / 6.2 mm)

Part #	Color
D59-15-160	Ti-Color
D59-15-161	Red
D59-15-162	Blue



EXHAUST



CONTROL



TOURING



DRC
AIR VALVE BIG NUT

- Nut for valve stem that can be used without a wrench.
- Also for use as a tool to help pull the air valve stem when changing the tire and keep the valve stem out when pumping the air in.
- Knurled surface is easy to turn.

Part #	Color	Size
D59-04-220	Red	W 20 mm x T 6 mm



ELECTRICAL



BODY PARTS



DRIVE



TOOL



TRANSPORT



GARAGE



ACCESSORIES



DRC
AIR VALVE EXTENSION

- Extension air valve changes the valve angle.
- Great for use on small wheel motorcycle, motard wheels with a big brake disc.
- For use with straight type air pump hose.

Part #
D58-12-100



DRC
AIR VALVE EXTENSION with HOSE

- Air valve extension with a hose.
- Easy to operate with flexible rubber hose.
- Hose length : 150 mm

Part #
D58-12-110



Check air pressure while filling air

Presta / Schrader Motorcycle / MTB



DRC F505 Floor Pump JP

- Floor pump with air gauge that can check air pressure while filling with air.
- Sturdy steel barrel and easy-to-use handle for stable pumping.
- Compatible with both Schrader and Presta valves."

Part #
D59-35-505

Color	: Silver
Material	: Steel (barrel portion)
Size	: H610 mm x W230 mm
Weight	: Approx. 1.2 kg
Maximum Air	: 1100 kPa/160 psi



Reversible adapter for both Schrader and Presta valves.

An air gauge capable of measuring up to 11 bar/160 PSI.

When mounted on a valve, the lever part is locked by standing it up. This prevents it from coming off during operation.

Presta / Schrader Motorcycle / MTB Dual stroke




DRC C304 2-WAY Mini Pump JP

- Mini pump for motorcycles and mountain bikes.
- Double action is used to fill the air by both pushing and pulling.
- Aluminum body with excellent lightweight and compactness.
- Embossed finish T-shaped grip prevents slippage and easy to fill the air.
- Includes a gauge that allows you to fill the air while checking the air pressure.
- Reversible adapter for Schrader Valve and French valve.
- Comes with a cycle holder that can be attached to a MTB.

Maximum pressur	: 820kPa/120psi
Body size	: L270 X W40 X H25mm
Weight	: 132g

Part #
D59-35-304



Presta / Schrader Motorcycle / MTB Floor type



DRC C302 MINI FLOOR PUMP JP

- Floor pump style for stable air pumping.
- Compact design for portability.
- T-handle for easier inflation.
- Rotating and extendable hose for easy operation.

Maximum pressur	: 960 kPa / 140 psi
Body size	: L 275 x W 50 x H 30 mm (Folded position)
Hose length	: 300 mm
Weight	: 153 g

Part #
D59-35-302



Folding position

Presta / Schrader Motorcycle / MTB

DRC G101/G102 AIR GAUGE JP

- Air gauge specially designed for motorcycle and mountain bike.
- Micro adjust button for sensitive air reduction adjustment.



G101



G102

Pressur range	: 0 - 400 kPa (58 psi)
Body size	: L 105 x W 50 x H 30 mm
Weight	: 95 g

Part #
D59-36-101

Pressur range	: 0 - 200 kPa (29 psi)
Body size	: L 105 x W 50 x H 30 mm
Weight	: 95 g

Part #
D59-36-102



Schrader

Presta

Micro adjust button

EXHAUST



CONTROL



TOURING



ELECTRICAL



BODY PARTS



DRIVE



TOOL



TRANSPORT



GARAGE



ACCESSORIES



GYROSTAND2

DRC GYRO STAND 2

- A folding stand that makes it easy to adjust wheel runout, balance, and check bearings all in one unit.
- It is useful not only for maintenance of laced wheels, but also for restoring old bikes and reassembling rims of other models.
- Rim sizes up to 23 inches and rim widths up to 5 inches can be used.
- Compatible with wheel bearings with an inner diameter of 15 mm or more.
- Wheel balance adjustment is available up to 21 inches.

Part #

D36-52-130

DRC OPTIONAL 10mm SHAFT SET

- For wheel bearings with inner diameters from 10mm to 15mm.

Part #

D36-52-191



Wheel Balance

Double bearing roller for wheel balancing.

Wheel Truing Bearing Check

Lock wheel rod for wheel truing and bearing check.

MXA RATING



Given its reasonable price, the DRC Gyro stand could pay for itself in a couple of do-it-yourself wheels-truing sessions.



The dial gauge is not included.

A dial gauge can be attached to the pipe in front using a magnetic base. The truing can be taken with higher accuracy.


FUNCTION



Folds up to take up no extra space and is easy to carry around.
Width 340mm x Length 370mm x Height 110mm



For runout adjustment and bearing check, set the shaft in the holder and tighten the black knob to fix it.



Adjust the vertical and horizontal runout by moving the arm and gauge to match the wheel.



Shaft and clamp head for bearing inner diameter of 15mm or more. Clamp the hub with the clamp head and fix the wheel. Optional 10mm shaft set - For wheel bearings with inner diameters from 10mm to 15mm. D36-52-191



A ring-type stopper on the shaft prevents from misalignment to the left or right when balancing.



For balancing, the double bearing rollers allow for smooth and accurate operation.



The gauge section can be measured in increments of 5 mm and 2 mm. The tip is rubberized to prevent damage to the rim surface.

EXHAUST

CONTROL

TOURING

ELECTRICAL

BODY PARTS

DRIVE

TOOL

TRANSPORT

GARAGE

ACCESSORIES

DRG
PRO CHAIN TOOL

- Designed to break, press side plates and rivet most 420, 428, 520, 525 and 530 standard and O-ring chains.
- Light weight aluminum body.
- Straight forward parts construction.
- Conveniently store cut and rivet pins in the handle.
- Fits nicely in the tool box and no loose parts.
- Replacement cut pins and rivet pin available.

Part #

[D59-16-112](#)



Stored in handle



REPLACEMENT PARTS



Replacement anvil set

Part #

[D59-16-142](#)



Replacement cut pin set

Part #

[D59-16-143](#)



Replacement rivet pin

Part #

[D59-16-144](#)

DRG
ALUMINUM CHAIN CUTTER


- Very compact chain cutter for 420 to 520 size chains.
- Compact design for easy storage.
- Chain cutter body is made of light weight aluminum.
- Cutting pin is made of durable chromoly.
- Available in 3 anodized colors, silver, black and blue.

Part # Color

[D59-16-340](#) Silver

[D59-16-351](#) Black


[D59-16-352](#) Blue



Replacement pin

Part #

[D59-16-333](#)



DRG
CHAIN BRUSH

- Drive chain cleaning brush.
- " L " shaped brush easily cleans the chain.
- Aluminum tube handle designed for comfortable operation.
- Available in blue, red and titanium anodized handle colors.
- Replacement brushes available.

Part # Color

[D59-22-001](#) Blue

[D59-22-002](#) Red

[D59-22-003](#) Ti-Color

Replacement brushes set

Part #

[D59-22-990](#)



EXHAUST



CONTROL



TOURING



ELECTRICAL



BODY PARTS



DRIVE



TOOL



TRANSPORT



GARAGE



ACCESSORIES





Gauge for chain play



Extension ratio shown by percentage.



Can be used as gauge for chain play.



A. Lightly attach Chain Checker on the chain roller.



B. Lower the measuring nib. Extension rate will be shown on measuring nib where it touches the chain roller.

DRC
CHAIN CHECKER

- Chain extension ratio checker. Very easy to check chain extension on your bike.
- Chain sizes from 420,428,520,525 and 530 can be checked.
- Chain play gauge is printed on the body.

Part #

[D59-16-801](#)

EXHAUST

CONTROL

TOURING

ELECTRICAL

BODY PARTS

DRIVE

TOOL

TRANSPORT

GARAGE

ACCESSORIES

Bike	Type	Bike	Type
HONDA		SUZUKI	
CR85R/125R/250R	B	RM85/125/250	B
CRF150R	C	RMZ250/450	C
CRF250R/X	C	DJEBEL250	C
CRF450R/X	B	DRZ400	C
CRF250L/M	C	KTM	
XR50/100MOTARD	C	SX65/85/125/250	B
XR230	D	SX-F250/450	C
XR250/MOTARD	C	EXC125/200/250	B
XR400MOTARD	D	EXC-F250	C
XR650R	B	EXC-R400/450/525	D
YAMAHA		950SER	C
YZ85/125/250	B	HUSQVARNA	
YZ250F/450F	C	TE250/450	C
YZ250FX	C	GASGAS	
WR250F/450F	C	EC125/200/250	B
TT-R50E/125LWE	C	APRILIA	
WR250R/X	C	RXV450	C
SEROW225/250	D	KAWASAKI	
KX65/85/125/250	B		
KX250F/450F	C		
KLX110	C		
KLX250/450R	C		
SUPER SHERPA	C		



DRC
PLUG PROTECTOR

- Protects the plugs in your tool box.
- Available in 3 sizes.
- The clear cap allows you to identify the plug without opening.

B-Type (14 mm)

Part #	Color
D58-14-016	Clear/Red

C-Type (10 mm)

Part #	Color
D58-14-215	Clear/Blue

D-Type (12 mm)

Part #	Color
D58-14-115	Clear/Blue
D58-14-117	Clear/Black



DRC
WIRE OILER

- To inject lubricant into cable housing.
- Available in 3 hard anodized colors.

Part #	Color	Replacement inner rubber
D59-18-131	Ti-Color	D59-18-199
D59-18-132	Red	Part #
D59-18-133	Black	D59-18-199




DRC
STEERING STEM TOOL


- Wrench for steering stem nut.
- Compact head design for easy operation at narrow stem space.
- Loosens stem nut size.
- Handy size, wrench thickness : 6.0mm.- Made of durable steel, electro coating finish with DRC logo.

Part #

[D59-12-112](#)



Throttle tube cut



Handlebar cut 1



Can be held by vise



Comes with 5 mm hole drilling guide for handlebar.



Handlebar cut 2



DRC
HANDLE BAR SAW GUIDE

- Saw guide designed to easily cut handlebar and throttle tube.
- Make your handlebar cut easy and vertically.
- Comes with 5 mm hole drilling guide for handlebar.
- * Do not over tighten when you set this saw guide on throttle tube.
- * Do not use electric saw with this kit.

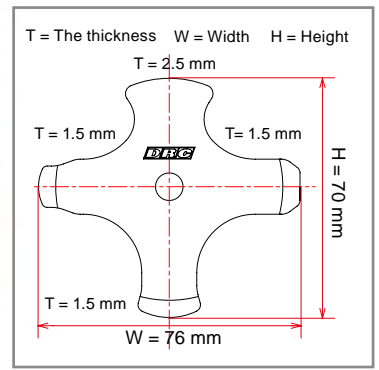
Part #	Cutting pipe size
D59-45-211	From 22.2 mm to 26.8 mm



DRC
TIMING PLUG WRENCH

- Wrench can be used for most motorcycle engine plugs.
- Comes with 4 different wrench sizes.
- Made of durable steel with black electro coating finish for less corrosion.
- Can be used for helmet visor screws.

Part #	Size
D59-45-101	W : 76 mm x H : 70 mm



DRC
OIL BOTTLE

- Portable 2 Stroke oil bottle.
- Easy to mix fuel for your 2 Stroke at gas station.
- Measures 5 cc and 30 cc.
- Small enough to fit almost anywhere.

Part #
D59-44-020



DRC
SPRING HOOK

- Easy exhaust spring removal.
- Excellent grip with the PVC coated handle.

Part #
D59-08-020



EXHAUST



CONTROL



TOURING



ELECTRICAL



BODY PARTS



DRIVE



TOOL



TRANSPORT




GARAGE



ACCESSORIES





Can also be used by disassembling, for front / rear use.

ENZO DRC VALVE SETTING PLATE

- ENZO DRC co-developed product.
- Designed to stack suspension valve shims during your suspension work.
- Can hold front and rear suspension valve shims.

Part # **ED59-37-220**

Set pin and screw pin	
Pin 6 mm : 4 pcs	Screw pin 6 mm : 4 pcs
Pin 8 mm : 2 pcs	Screw pin 8 mm : 2 pcs
Pin 12 mm : 2 pcs	Screw pin 12 mm : 2 pcs

EXHAUST

CONTROL

TOURING

ELECTRICAL

BODY PARTS

DRIVE

TOOL

TRANSPORT

GARAGE

ACCESSORIES



ENZO DRC REAR SHOCK VALVING PLATE

- ENZO DRC co-developed product.
- Specially designed for rear shock valving.
- Compatible with valve inner diameter of $\Phi 12$ mm.
- Special seal head insert is included.
- Work for rod outer diameter of $\Phi 16$ mm and $\Phi 18$ mm.
- A $\Phi 6$ mm hole is to set on the workbench.

Part # **ED59-37-300**

Set pin and screw pin	
Pin 12 mm : 2 pcs	Screw pin 12 mm : 4 pcs
Seal head in seart $\Phi 16$ mm : 1 pc	Seal head in seart $\Phi 18$ mm : 1 pc



ENZO DRC CARTRIDGE STAND

- ENZO DRC co-developed product.
- Suspension inner cartridge stand makes pouring oil and assembling compression valve into the cartridge easy.
- Can be used as oil drainage stand.
- Aluminum body made will not damage your suspension components. Does not include pan.
- Size : H 352 mm x W 260 mm (13.85 inch x 10.2 inch)

Part # **ED59-37-230**




ENZO DRC BASE VALVE WRENCH

- ENZO DRC co-developed product.
- Designed to remove and tighten front fork compression valve cap.
- Available KYB AOS, KYB PSF1, SHOWA and WP cone valve suspensions.
- Size : 60 mm diameter. 1/2" DR

Part #	Products	Color
ED59-37-201	KYB AOS	Black
ED59-37-202	KYB PSF1	Blue
ED59-37-203	SHOWA AOS	Red
ED59-37-204	WP CONE VALVE	Orange
ED59-37-205	WP AER	Silver

	Bike	Year	Front Fork	Part #		
H O N D A	CRF250R	18-23	SHOWA AOS	ED59-37-203		
	CRF450R	09-12	KYB AOS	ED59-37-201		
	CRF250RX	17-23	SHOWA AOS	ED59-37-203		
	CRF450RX	19-23	SHOWA AOS	ED59-37-203		
	CRF450X	17-23	SHOWA AOS	ED59-37-203		
	CRF450L	19-23	SHOWA AOS	ED59-37-203		
	CRF450RL	21-23	SHOWA AOS	ED59-37-203		
	YZ125	05-23	KYB AOS	ED59-37-201		
	YZ250	05-23	KYB AOS	ED59-37-201		
	YZ250F	05-23	KYB AOS	ED59-37-201		
Y A M A H A	YZ450F	05-23	KYB AOS	ED59-37-201		
	YZ125X	17-23	KYB AOS	ED59-37-201		
	YZ250X	16-23	KYB AOS	ED59-37-201		
	YZ250FX	15-23	KYB AOS	ED59-37-201		
	YZ450FX	16-23	KYB AOS	ED59-37-201		
	WR250F	15-23	KYB AOS	ED59-37-201		
	WR450F	12-23	KYB AOS	ED59-37-201		
	KX250	05-08	KYB AOS	ED59-37-201		
	KX250	20-23	KYB AOS	ED59-37-201		
	KX250X	21-23	KYB AOS	ED59-37-201		
K A W A S A K I	KX450F	06-12	KYB AOS	ED59-37-201		
	KX450	13-14	KYB PSF1	ED59-37-202		
	KX450	19-23	SHOWA AOS	ED59-37-203		
	KX450X	21-23	SHOWA AOS	ED59-37-203		
	KLX450R	07-19	KYB AOS	ED59-37-201		
	S	RMZ250	19-22	KYB AOS	ED59-37-201	
		RMZ450	18-22	SHOWA AOS	ED59-37-203	
		G A S G A S	EC250/300	18-20	KYB AOS	ED59-37-201
			XC250/300	18-20	KYB AOS	ED59-37-201
			XC300	18-20	KYB AOS	ED59-37-201
ENDURO GP250			18-20	KYB AOS	ED59-37-201	
ENDURO GP300			18-20	KYB AOS	ED59-37-201	
G A S G A S			MC125	21-23	WP AER	ED59-37-205
			MC250	22-23	WP AER	ED59-37-205
			MC250F	21-23	WP AER	ED59-37-205
	MC350F		22-23	WP AER	ED59-37-205	
	MC450F		21-23	WP AER	ED59-37-205	
	EX250	22-23	WP AER	ED59-37-205		
	EX250F	21-23	WP AER	ED59-37-205		
	EX300	21-23	WP AER	ED59-37-205		
	EX350F/450F	21-23	WP AER	ED59-37-205		
	O C C U R S O	250SE Factory	19-22	KYB AOS	ED59-37-201	
300SE Factory		19-22	KYB AOS	ED59-37-201		
250SEF Factory		19-22	KYB AOS	ED59-37-201		
300SEF Factory		19-22	KYB AOS	ED59-37-201		
450SEF Factory		19-22	KYB AOS	ED59-37-201		
500SEF Factory		19-21	KYB AOS	ED59-37-201		
125SC Factory		19-20	KYB AOS	ED59-37-201		
250SC Factory		19-20	KYB AOS	ED59-37-201		
300SC Factory		19-20	KYB AOS	ED59-37-201		
250SCF Factory		19-20	KYB AOS	ED59-37-201		
K T M	300SCF Factory	19-20	KYB AOS	ED59-37-201		
	450SCF Factory	19-20	KYB AOS	ED59-37-201		
	500SCF Factory	19-20	KYB AOS	ED59-37-201		
	125-250SX	17-23	WP AER	ED59-37-205		
	250-450SX-F	17-23	WP AER	ED59-37-205		
	125-300XC	17-23	WP AER	ED59-37-205		
	250-450XC-F	17-23	WP AER	ED59-37-205		
	D U C C I	TC125-250	14	WP AER	ED59-37-205	
			17-22	WP AER	ED59-37-205	
		FC250-450	14	WP AER	ED59-37-205	
		17-23	WP AER	ED59-37-205		
TX300		17-23	WP AER	ED59-37-205		
FX350-450		17-23	WP AER	ED59-37-205		
WP Cone Valve Fork		-	WP Cone Valve	ED59-37-204		



ENZO DRC VICE ADAPTER

- Hold this adapter by vice, and attach base valve wrench for easy compression valve maintenance.
- Can be used with all ENZO DRC Base valve wrenches.
- Made of machined aluminum, with titanium anodized finish.

Part #
[ED59-37-250](#)



ENZO DRC OIL INJECTOR

- A tool to easily and reliably inject fork oil when raising the oil level with the Front suspension setting.
- Remove the air valve screw on the top cap and insert the end of the hose.
- Even with a handle or number plate, you can inject oil without spilling.
- Closed type syringe is easy to operate with light force and enable accurate metering. The piston has excellent oil resistance and can be disassembled and cleaned. Capacity is 20ml and spare piston seal is included.

Part #
[ED59-37-280](#)



DRC
HARDWARE

EXHAUST



CONTROL



TOURING



ELECTRICAL



BODY PARTS



DRIVE



TOOL



TRANSPORT



GARAGE



ACCESSORIES





Provides more stability on the table.



Clamp lever :
The clamp lever requires no other tools to set a fork.
The clamp lever is freely adjustable at an angle.



ENZO DRC
OUTER TUBE CLAMP

- ENZO DRC co-developed product.
- Grab a front fork perfectly.
- Convenient to open the tightly closed top cap.
- Provides three ways capability.

Part #	Outer tube Diameter Size
ED59-37-260	WP : 60 mm,
	KYB/SHOWA : 59.2 mm



Spacer: A spacer is included.
The KYB / SHOWA fork (φ59.2 mm) fork can be clamped when the spacer is installed, and the WP (clamp diameter φ60 mm) fork can be clamped when the spacer is removed.



Can be used with a vise when removing the clamp lever.

EXHAUST



CONTROL



TOURING



ELECTRICAL



BODY PARTS



DRIVE



TOOL



TRANSPORT



GARAGE



ACCESSORIES



ENZO DRC
REAR SHOCK HIGH COMP ADJUSTER

- ENZO DRC co-developed product.
- Click feeling allows easy adjustment of rear suspension high compression.
- Available for 14 mm and 17 mm adjuster sizes.

Part #	Size	Color
ED59-37-214	14 mm	Black
ED59-37-217	17 mm	Blue



ENZO DRC
FRONT FORK BRACKET HOLDER

- ENZO DRC co-developed product.
- Pushing front fork bracket easier when holding inner cartridge rod.
- Can be used on 20 mm, 22 mm, 25 mm, 26 mm and 27 mm axle sizes.

Part #	Shaft Size
ED59-37-240	Diameter 32 mm x Length 320 mm



ENZO DRC

FORK CAP SPINNER KYB / SHOWA WP

- ENZOxDRC collaboration tool.
- Both hands to loosen the top cap.
- Leverage power helps it rotate.
- Rod stopper is convenient for disassembly.
- Made of aluminum.
- Length is about 300 mm.

Part #	Front Fork	Material	Length
ED59-37-310	KYB/SHOWA	Aluminum	300mm
ED59-37-320	WP	Aluminum	300mm



ENZO DRC

CARTRIDGE LOCK TOOL

- ENZOxDRC collaboration tool.
- A tool to tighten the lock nut on the cylinder and tank joint of the inner cartridge on the front fork of the closed cartridge.
- Place a 3/8 inch (9.5 mm) tool mounting hole and tighten using a general tool (spinner handle, torque wrench, etc.).
- Lock nut outer diameter ϕ 35mm.
- Pin diameter ϕ 4mm.
- Made of steel, painted black.

Part #	Front Fork	Material
ED59-37-290	KYB/SHOWA/WP	Steel



EXHAUST



CONTROL



TOURING



ELECTRICAL



BODY PARTS



DRIVE



TOOL



TRANSPORT



GARAGE



ACCESSORIES





26 mm - 33 mm 34 mm - 39 mm

DRG

FORK SEAL DRIVER 26-39mm

- Fork seal driving tool for small diameter front fork tube.
- Can be used on front fork tube diameter from 26mm to 39mm.
- Comes with 2 different sized rubber plastic adapters that can be used for most conventional and upside down front forks.
- Ergonomic steel body design for less power and accurate operation.

Body : Steel Body

Adapter size (mm) : 26-33,34-39

Part #	Replacement adapter set
D59-26-003	D59-26-908



Rubber Plastic adapters

Comes with 2 different size rubber plastic adapters that can be used for most conventional and up side down front forks.



FORK DIAMETER 40-50mm



Fork diameter 40 mm – 50 mm

Use the best size from 5 adapters. Won't damage seals. Fitting angle of the seals will always be correct.

Ergonomic flange body shape

Flange body shape for accurate operation. Best body weight to drive seals.



Plastic adapters to prevent damage to inner tube

Plastic adapters won't damage inner tube during seal driving.



DRG

FORK SEAL DRIVER 40-50mm

- Specially designed fork seal driving tools for front forks.
- Comes with 5 different size plastic adapters. Can be used on almost all conventional and upside down front forks.
- Flange shape design of steel body for accurate operation with less power.

Body : Steel Body

Adapter size (mm) : 40/41,42/43,45/46,47/48,49/50

Part #	Replacement adapter set
D59-26-005	D59-26-909

EXHAUST



CONTROL



TOURING



ELECTRICAL



BODY PARTS



DRIVE



TOOL




TRANSPORT



GARAGE



ACCESSORIES



DRG

FORK OIL LEVEL GAUGE

- Oil level gauge for open cartridge and conventional front fork.
- Easy to take extra oil with Syringe from the front fork.
- Easy to set oil level with oil level adjuster, one push to adjust gauge position.
- Stainless syringe pipe, push adjuster, oil resistance syringe pump body.

Part #
D59-37-190

* Do not use this product for application other than front fork oil level adjustment.
* Be sure to drain the internal oil after use.



D59-37-170

D59-37-171

D59-37-172

D59-37-173

DRC
PRO FORK CAP WRENCH

- Aluminum front fork cap wrench will not damage your front fork cap.
- Anodized surface finish.
- Available for SHOWA, KYB, WP and WP kit suspension.



Bike	Year	Front Fork	Part #
CRF450R	09-14		
YZ125/250	06-23		
YZ250F	06-23		
YZ450F	06-23		
YZ125X	17-23		
YZ250X	16-23		
YZ250FX	15-23		
YZ450FX	16-23		
WR250F	15-23		
WR450F	13-23		
KX250	20-23		
KX250X	21-23		
KX450F	06-14		
RMZ250	16-22		
EC250	18-20		
EC300	18-20		
XC250	18-20		
XC300	18-20		
ENDURO GP250	18-20		
ENDURO GP300	18-20		
125SC FACTORY	19-20		
250SC FACTORY	19-20		
300SC FACTORY	19-20		
250SCF FACTORY	19-20		
300SCF FACTORY	19-20		
450SCF FACTORY	19-20		
500SCF FACTORY	19-20		
250SE FACTORY	19-22		
300SE FACTORY	19-22		
250SEF FACTORY	19-22		
300SEF FACTORY	19-22		
450SEF FACTORY	19-22		
500SEF FACTORY	19-20		
CRF250R	04-23		
CRF450R	04-08		
CRF250RX	17-23		
CRF450RX	19-23		
CRF250X	06-17		
CRF450X	05-23		
CRF450L	19-20		
CRF450RL	21-23		
KX250F	06-18		
KX250	19		
KX450F	15-18		
KX450	19-23		
KX450X	21-23		
RM125	06-08		
RM250	07-08		
RMZ250	07-15		
RMZ450	05-22		
RMX450Z	10-17		
DRZ400SM	05-17		
125SX	07-23		
150SX	09-22		
250SX	07-23		
250SX-F	07-23		
350SX-F	11-23		
450SX-F	07-23		
150/250/300EXC	17-23		
250-500EXC-F	17-23		
125/250/300XC	17-23		
250-450XC-F	17-23		
125-300XC-W	17-23		
FC250-450	17-23		
TC125/250	17-22		
FE250-501	17-23		
TE150-300	17-22		
FX350/450	17-23		
TX125/300	17-23		
MC125	21-23		
MC250	22-23		
MC250F	21-23		
MC350F	22-23		
MC450F	21-23		
EX250	22-23		
EX250F	21-23		
EX300	21-23		
EX350F	21-23		
EX450F	21-23		
EC250	21-23		
EC300	21-23		
EC250F	21-23		
EC350F	21-23		
WP MXMA4800 Conevalve		WP(35mm)	D59-37-173
		KYB(49mm)	D59-37-170
		SHOWA(50mm)	D59-37-171
		WP(50mm)	D59-37-172

EXHAUST



CONTROL



TOURING



ELECTRICAL



BODY PARTS



DRIVE



TOOL



TRANSPORT



GARAGE



ACCESSORIES





KYB

WP

4CS

DRC
FORK COMPRESSION VALVE REMOVAL

- Fork compression valve removal tool for KYB, SHOWA, and KTM WP front forks.
- Use this tool with DRC fork cap wrench for removing compression valve from the inner cartridge.
- Made of aluminum, anodized finish with DRC laser printed logo and wrench size.

EXHAUST



CONTROL



TOURING



ELECTRICAL



BODY PARTS



DRIVE



TOOL



TRANSPORT



GARAGE



ACCESSORIES



Bike	Year	F-Fork	Part #
CRF450R	09-12	KYB	D59-24-016
YZ125/250	05-23		
YZ250F	05-23		
YZ450F	05-23		
YZ125X	17-23		
YZ250X	16-23		
YZ250FX	15-23		
YZ450FX	16-23		
WR250F	15-23		
WR450F	12-23		
KX250	05-08 20-23		
KX250X	21-23		
KX450F	06-12		
KLX450R	07-19		
RMZ250	19-22		
EC250	18-20		
EC300	18-20		
XC250	18-20		
XC300	18-20		
ENDURO GP250	18-20		
ENDURO GP300	18-20		
250SE FACTORY	19-22		
300SE FACTORY	19-22		
250SEF FACTORY	19-22		
300SEF FACTORY	19-22		
450SEF FACTORY	19-22		
500SEF FACTORY	19-20		
125SC FACTORY	19-20		
250SC FACTORY	19-20		
300SC FACTORY	19-20		
250SCF FACTORY	19-20		
300SCF FACTORY	19-20		
450SCF FACTORY	19-20		
500SCF FACTORY	19-20		
KX250F	13-18		
KX250	19		
KX450F	15-18		
RMZ450	15-17		
		SHOWA	D59-24-020

Bike	Year	F-Fork	Part #
125-250SX	15-16	WP(4CS)	D59-24-027
	17-23	WP	D59-24-026
250-450SX-F	15-16	WP(4CS)	D59-24-027
	17-23	WP	D59-24-026
125-300EXC 6DAYS	13-16	WP(4CS)	D59-24-027
250-500EXC-F 6DAYS	13-16	WP(4CS)	D59-24-027
300XC-W 6DAYS	14-16	WP(4CS)	D59-24-027
350XC-F 6DAYS	14-16	WP(4CS)	D59-24-027
250-300XC	14-16	WP(4CS)	D59-24-027
	17-23	WP	D59-24-026
250-450XC-F	14-16	WP(4CS)	D59-24-027
	17-23	WP	D59-24-026
	14	WP	D59-24-026
TC125-250	15-16	WP(4CS)	D59-24-027
	17-22	WP	D59-24-026
	14	WP	D59-24-026
FC250-450	15-16	WP(4CS)	D59-24-027
	17-23	WP	D59-24-026
TE125-300	14-16	WP(4CS)	D59-24-027
FE250-501	14-16	WP(4CS)	D59-24-027
TX300	17-23	WP	D59-24-026
FX350-450	17-23	WP	D59-24-026
701ENDURO	17-18	WP(4CS)	D59-24-027
MC125	21-23	WP	D59-24-026
MC250	22-23	WP	D59-24-026
MC250F	21-23	WP	D59-24-026
MC350F	22-23	WP	D59-24-026
MC450F	21-23	WP	D59-24-026
EX250F	22-23	WP	D59-24-026
EX250F	21-23	WP	D59-24-026
EX300	21-23	WP	D59-24-026
EX350F	21-23	WP	D59-24-026
EX450F	21-23	WP	D59-24-026



DRC
SEALING BOLT ATTACHMENT

- Removable tool for SHOWA SFF air fork bottom sealing bolt.
- Specially designed for SHOWA SFF Air fork.
- Sealing bolt size = Allen key 22 mm
- Can be used on front suspension equipped CRF250R, KXF450, RMZ450'15-

Part #	Suspension
D59-37-120	SHOWA SFF-AIR



DRC
FRONT FORK SEAL INSERT GUIDE

- Front fork dust and oil seal insert guide.
- Prevents damaged seals during installation.
- Made of smooth surface stainless steel for easy installation of your dust and oil seals.
- Available in many sizes to fit most motorcycle front fork.

Part #	Size	Part #	Size
D59-37-145	45 mm	D59-37-148	48 mm



Bleeding bolt Type

Use only cup for the suspension equipped air bleeding bolt.

Bike	Year	Part #
HONDA		
CR250R	00-07	D59-37-158
CRF250R	04-23	D59-37-158
	02-08	D59-37-158
CRF450R	09-16	D59-37-160
	17-23	D59-37-158
CRF250RX	19-23	D59-37-158
CRF450RX	17-23	D59-37-158
CRF450L	19-20	D59-37-158
CRF450RL	21-23	D59-37-158
CRF250X	04-17	D59-37-158
CRF450X	05-23	D59-37-158
YAMAHA		
YZ125	00-23	D59-37-160
YZ250	00-23	D59-37-160
YZ250F	01-23	D59-37-160
YZ426F/450F	00-23	D59-37-160
YZ125X	17-23	D59-37-160
YZ250X	16-23	D59-37-160
YZ250FX	15-23	D59-37-160
YZ450FX	16-23	D59-37-160
WR250F	03-23	D59-37-160
WR450F	03-23	D59-37-160
KAWASAKI		
KX80/85	89-13	D59-37-160
KX125	00-08	D59-37-160
KX250	00-08	D59-37-160
KX250F	04-05	D59-37-160
	06-19	D59-37-158
KX250	20-23	D59-37-160
KX250X	21-23	D59-37-160
KX450F	06-14	D59-37-160
	15-18	D59-37-158
KX450	19-23	D59-37-159
KX450X	21-23	D59-37-159
KLX450R	07-19	D59-37-160
SUZUKI		
RM250	01-02	D59-37-160
	04-06	D59-37-160
RMZ250	07-15	D59-37-159
	16-22	D59-37-160
RMZ450	08-17	D59-37-159
KTM		
85SX	04-23	D59-37-157
125SX	01-23	D59-37-157
150SX	09-22	D59-37-157
250SX	02-23	D59-37-157
250SX-F	06-23	D59-37-157
350SX-F	11-23	D59-37-157
450SX-F	03-23	D59-37-157
125EXC	05-16	D59-37-157
150EXC	20-23	D59-37-157
200EXC	05-16	D59-37-157
250EXC	05-23	D59-37-157
300EXC	05-23	D59-37-157
250EXC-F	06-23	D59-37-157
350EXC-F	12-23	D59-37-157
450EXC-F	08-23	D59-37-157
500EXC	12-23	D59-37-157
125XC	21-23	D59-37-157
150XC	10-14	D59-37-157
250XC	06-23	D59-37-157
300XC	06-23	D59-37-157
250XC-F	11-23	D59-37-157
350XC-F	11-23	D59-37-157
450XC-F	08-23	D59-37-157
125XC-W	17-19	D59-37-157
150XC-W	17-23	D59-37-157
200XC-W	06-16	D59-37-157
250XC-W	06-23	D59-37-157
300XC-W	06-23	D59-37-157
250XCF-W	06-16	D59-37-157
450XC-W	07-16	D59-37-157
500XC-W	12-16	D59-37-157
350XCF-W	12-22	D59-37-157
500XCF-W	20-22	D59-37-157
HUSQVARNNA		
TC85	14-23	D59-37-157
TC125	14-22	D59-37-157
TC250	12-13	D59-37-160
	14-22	D59-37-157
TC449	11-13	D59-37-160
FC250	14-23	D59-37-157
FC350	14-23	D59-37-157
FC450	14-23	D59-37-157

Bike	Year	Part #
HUSQVARNNA		
TE125	14-16	D59-37-157
TE150	17-23	D59-37-157
	12-13	D59-37-160
TE250	14-23	D59-37-157
TE300	14-23	D59-37-157
TE310	12-13	D59-37-160
TE449	11-13	D59-37-160
TE511	11-13	D59-37-160
FE250	14-23	D59-37-157
FE350	14-23	D59-37-157
FE350S	15-23	D59-37-157
FE450	14-23	D59-37-157
FE501	14-23	D59-37-157
FE501S	15-23	D59-37-157
TX125	17-19	D59-37-157
TX300	17-23	D59-37-157
TXC449	11-13	D59-37-160
TXC511	11-13	D59-37-160
FX350	17-23	D59-37-157
FX450	17-23	D59-37-157
GASGAS		
MC50	21-22	D59-37-157
MC-E5	21-22	D59-37-157
MC85	21-22	D59-37-157
MC125	21-22	D59-37-157
MC250F	21-22	D59-37-157
MC450F	21-22	D59-37-157
EX250F	21-22	D59-37-157
EX300	21-22	D59-37-157
EX350F	21-22	D59-37-157
EX450F	21-22	D59-37-157
EC250	18-20	D59-37-160
	21-23	D59-37-157
EC300	18-20	D59-37-160
	21-23	D59-37-157
EC250F	21-23	D59-37-157
EC350F	21-23	D59-37-157
XC250	18-20	D59-37-160
XC300	18-20	D59-37-160
ENDURO GP 250	18-20	D59-37-160
ENDURO GP 300	18-20	D59-37-160
SHERCO		
125SE RACING	18-19	D59-37-157
250SE RACING	19	D59-37-157
300SE RACING	19	D59-37-157
250SEF RACING	19	D59-37-157
300SEF RACING	19	D59-37-157
450SEF RACING	19	D59-37-157
250SE	18	D59-37-157
FACTORY	19-22	D59-37-160
300SE	18	D59-37-157
FACTORY	19-22	D59-37-160
250SEF	18	D59-37-157
FACTORY	19-22	D59-37-160
300SEF	18	D59-37-157
FACTORY	19-22	D59-37-160
450SEF	18	D59-37-157
FACTORY	19-22	D59-37-160
500SEF	19-20	D59-37-160
FACTORY	19-20	D59-37-160
125SE SIXDAYS	18	D59-37-157
250SE SIXDAYS	18	D59-37-157
300SE SIXDAYS	18	D59-37-157
250SEF SIXDAYS	18	D59-37-157
300SEF SIXDAYS	18	D59-37-157
450SEF SIXDAYS	18	D59-37-157
125SC	19-20	D59-37-160
FACTORY	19-20	D59-37-160
250SC	19-20	D59-37-160
FACTORY	19-20	D59-37-160
300SC	19-20	D59-37-160
FACTORY	19-20	D59-37-160
450SC	19-20	D59-37-160
FACTORY	19-20	D59-37-160
500SC	19-20	D59-37-160
FACTORY	19-20	D59-37-160



WP



KYB



SHOWA 1



SHOWA 2

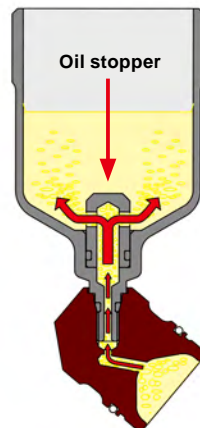
DRC RCU BLEED CUP

- Air bleed cup for KYB, SHOWA and WP rear suspensions.
- Make your rear suspension air bleeding easy.
- Titanium anodized with DRC laser printed logo on cup body.
- Can be used on suspension with bleeding bolt hole.

Part #	Suspension	Color
D59-37-157	WP	Orange / Blue
D59-37-158	SHOWA 1	Blue
D59-37-159	SHOWA 2	Gold
D59-37-160	KYB	Red

Oil stopper

Oil stopper in cup prevents sudden oil spit.





DRG
SPRING COMPRESSOR

- Spring removal tool for twin shock motorbikes.
- 2 spring hooks hold the springs secure while compressing the springs, make it easy to remove the springs from the shock bodies.

Part #	Adaptation
D59-29-101	Twin Shocks

EXHAUST



CONTROL



TOURING



ELECTRICAL



BODY PARTS



DRIVE



TOOL



TRANSPORT



GARAGE



ACCESSORIES



DRG
GAS CAP EXTRACTOR

- Special tool for removing rear suspension gas cap.
- Does not damage gas cap valve thread.


Part #	Material
D59-37-110	Aluminum



Also useful to pull out the top cap of the air front suspension.



KYB/SHOWA




WP



DRG
RCU SEAL HEAD INSERT KIT

- Seal guide for Rear suspension seal head.
- Does not damage oil seal during installing suspension seal.
- Available for KYB/SHOWA and WP rear suspension.

Part #	Suspension	Outer diameter	Inner diameter	Material
D59-37-135	KYB/SHOWA	φ14/φ16/φ18	φ12	Aluminum
D59-37-136	WP	φ18	φ12/φ16	Aluminum



DRG
SEALHEAD PUSH TOOL

- A useful tool for disassembling rear shock.
- It can be easily pushed down without damaging the seal head when detaching the circlip of the shock body.

Part #	Material
D59-37-166	Aluminum



DRG
COMP ADJUSTER SOCKET 24 mm

- A special tool to remove the compression adjuster of the rear shock.
- It is possible to easily remove the shock body of a shape which doesn't allow to be approached by the spanner or the monkey wrench. For 24 mm width.
- By providing a square hole of 3/8 inch socket, you can use the ratchet wrench to increase work efficiency and use torque wrench to control tightening torque.

Part #	Material
D59-37-164	Aluminum


DRG
AIRVALVE ADAPTER 69 mm

- Easy access to the air valve in the back place where shock pump was difficult to access.
- * Please be sure to install it on the shock pump and then set it on the bike.

Part #	Length
D59-37-162	69 mm



After checking sag, remove clamp from side panel, and attach sag body.



You can also check front fork sag with this tool.



DRG SAG CHECKER

- Allows you to measure suspension sag by yourself easily.
- Measure front and rear suspension sag easily with this kit.
- Clamp comes with rubber parts and will not damage your plastic fenders or side panels.
- Clamp anywhere on side panels, rear fender or sub frames, to measure suspension sags.
- Compact design, it does not take much space in your tool box.

Part # **PAT. 1595308**
D59-37-180



DRG LINK LUBE INJECTOR

- Linkage bearing grease tool.
- Allows placing bearing needles on bearing race while greasing linkage bearing.
- Will fill enough grease on your suspension linkage bearing.
- Clean linkage grease works with this tool.

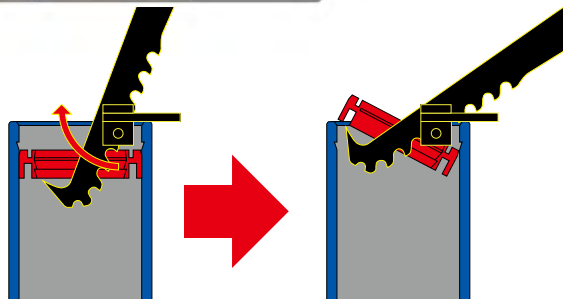
Part # *** Can not place all bearing needle on injection body.**
D59-18-301



DRG FORK OIL SEAL REMOVER

- Using the principle of leverage, the fork seal removal tool makes removing fork seals easy.
- Won't scratch your front fork body.

Part # *** Do not reuse oil seal.**
D59-28-010



EXHAUST



CONTROL



TOURING



ELECTRICAL



BODY PARTS



DRIVE



TOOL



TRANSPORT



GARAGE



ACCESSORIES



EXHAUST



CONTROL



TOURING



ELECTRICAL



BODY PARTS



DRIVE



TOOL




TRANSPORT



GARAGE



ACCESSORIES



Non-slip rubber under the tongue to prevent slippage and protect your truck bed.



ABS constructed foot caps for stability.



3 different style ramps to fit your needs.



Folding type takes less space in your van or truck.

Straight type

Folding type



D36-41-115



D36-41-618



D36-41-621

DRC
HYBRID RAMP

Light weight construction

- Aluminum alloy, and nylon tube / plate construction.
- Tongue for attaching to truck bed.
- Nylon supports, lightweight, yet strong.
- Very compact when folded. (Folding type)
- 3 different sizes to suit any need.
- 20 cm width (8")

PAT. 200520100997.4

Straight type

Part #	Width x Length	Weight Capacity
D36-41-115	20 cm x 150 cm (8" x 5')	up to 210 kgs (463 lbs)

Folding type

Part #	Width x Length	Weight Capacity
D36-41-618	20 cm x 180 cm (8" x 6')	up to 190 kgs (419 lbs)
D36-41-621	20 cm x 210 cm (8" x 7')	up to 175 kgs (386 lbs)



DRC
MOTO BINDING

- 2 way innovative style tire chock can be used for pit bikes to full size dirt bikes. (Accepts 8 to 21 inch wheels.)
- Maximum tire width : 130 mm / 5.2 inch
- Folding design saves space. Height is 135 mm / 5.4 inch when folded.
- Accepts mini wheels (Up to 12 inch) even while it is folded.
- Self lock function prevents arm from opening up unexpectedly from folded position.
- Using the wheel chock fitting kit ([D36-51-391](#)) makes it easy to attach and remove.



Part #
[D36-51-101](#)

DRC
WHEEL CHOCK

- Standard tire chock for your van or truck.
- Made of 22 mm diameter pipe.
- Maximum tire width : 130 mm (5.2 inch)
- Using the wheel chock fitting kit ([D36-51-391](#)) makes it easy to attach and remove.



Part #
[D36-51-014](#)

DRC
WHEEL CHOCK FITTING KIT

- Wheel Chock Fitting Kit makes it easy to attach and remove the DRC Moto Binding or Wheel Chock.
- 6.2 mm diameter x 10 mm. 2 pcs.



Part #
[D36-51-391](#)

EXHAUST



CONTROL



TOURING



ELECTRICAL



BODY PARTS



DRIVE



TOOL



TRANSPORT



GARAGE



ACCESSORIES





DRC
T2 RATCHET TIEDOWNS

- Ratchet buckle tiedown for greater tensioning power.
- Vinyl coated hooks with 25 mm wide, thick and durable strap.
- Rubber covers on ratchet handle and release levers.
- Easy to operate even in narrow and small spaces.
- Comes in pairs.
- Comes with loop strap to prevent damaging your bike.
- Safety hook included to prevent tiedowns from coming loose.

Part #	Color
D36-05-510	Blue
D36-05-520	Black
D36-05-530	Red



EXHAUST



CONTROL



TOURING



ELECTRICAL



BODY PARTS



DRIVE



TOOL



TRANSPORT



GARAGE



ACCESSORIES



DRC
T2 CAMBUCKLE TIEDOWNS

- Standard cambuckle tiedown.
- Vinyl coated hooks with 25 mm wide, thick and durable strap.
- Comes in pairs.
- Comes with loop strap to prevent damaging your bike.
- Safety hook included to prevent tiedowns from coming loose.

Part #	Color
D36-05-410	Blue
D36-05-420	Black
D36-05-430	Red



DRC
TIEDOWN SOFT HOOKS

- Designed to compensate for attachment points not accessible with hooks.
- Wrap around handle bars, sub frame etc and insert flat loop through twisted loop and attach tiedown hook.
- Comes in pairs.

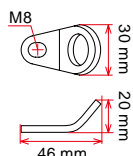
Part #	Color
D36-05-010	Blue
D36-05-020	Black
D36-05-030	Red



DRC
TIE-DOWN HOOK STD

- Tie-down hook for your van or truck.
- Provides an additional hook point for tie downs.
- Clamp bolt : M8. 2 pcs.

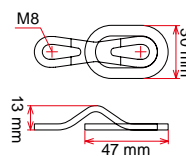
Part #
D36-11-110



DRC
TIE-DOWN HOOK SWIVEL

- Swivel-style tie-down hook for your van or truck.
- Provides an additional hook point for tie downs.
- Clamp bolt : M8. 2 pcs.

Part #
D36-11-120



DRC
TRANSPORTER CLAMP HOOK

- Clamp hook for your van or truck.
- Provides an additional hook point for tie downs.
- Clamp diameter : 22 - 26 mm

Part #
D36-11-221



① ZETA
Red/Black



② ZETA
Blue/Black




③ ZETA
Green/Black



④ ZETA
Yellow/Black



⑤ ZETA
Orange/Black



⑥ DF Vintage



⑦ DF Black/Red



⑧ DF Military



⑧ DF-5 Checker

FLOOR MAT **JP**

- Motorcycle floor mat made of high absorption polyester and PVC oil resistance rubber mat.
- 1.6mm PVC rubber is oil and gasoline resistance, not infiltrated oil or gasoline to ground.
- Dimple back side rubber design prevents slippage, great to use for motorcycle display at shop or garage.
- Polyester carpet surface can be washed by high pressure water.
- This mat required for the event under FIM regulations.

Part #	Color	Size
DK241-Z11	① ZETA Red/Black	100 x 220 cm (39" x 86")
DK241-Z12	② ZETA Blue/Black	
DK241-Z13	③ ZETA Green/Black	
DK241-Z14	④ ZETA Yellow/Black	
DK241-Z15	⑤ ZETA Orange/Black	
DK241-D02	⑥ DF Vintage	
DK241-D03	⑦ DF Black/Red	
DK241-D04	⑧ DF Military	
DK241-D05	⑨ DF-5 Checker	

① ZETA



② DF Vintage



③ DF Black/Red



④ DFG



STAND MAT **JP**

- Mat that prevents the floor from being damaged by the stand.
- Carpet is also excellent in water absorption, durability and wear resistance Nylon material.
- It can be used not only as a stand mat, but also for various uses such as tool mats, clothes changing mats, entrance mats and so on.
- Incombustible material use.

Part #	Color	Size
DK242-Z01	① ZETA	
DK242-D02	② DF Vintage	65 x 45 cm (25" x 17")
DK242-D03	③ DF Black/Red	
DK244-D11	④ DFG	90 x 60 cm (35" x 23")



EXHAUST

CONTROL

TOURING

ELECTRICAL

BODY PARTS

DRIVE

TOOL

TRANSPORT

GARAGE

ACCESSORIES

HC2 LIFT STAND

- Height adjustable lift stand for dirt bikes.
- Top plate is height-adjustable to fit under most dirt bikes.
- Easily operated durable double long-levered jack-pedal.
- Available in red and black colors.
- Maximum lifting weight is 150 kgs. (330 lbs)

PAT. 200520100979.6

Part #	Color
D36-38-311	Black
D36-38-312	Red



Black



Red

EXHAUST



CONTROL



TOURING



ELECTRICAL



BODY PARTS



DRIVE



TOOL




TRANSPORT



GARAGE



ACCESSORIES



Fits under most dirt bikes.
Adjustable range : 250 mm - 350 mm
(10 to 14 inches)



Damper shock eliminates the sudden drop, and provides a smooth, safe landing.



Easily operated newly designed durable double long-levered jack-pedal.



Height-adjustable top plate can be secured by lock nut.



The Top Plate has a thick, non-slip rubber surface.



The new easy "Safety Hold Hook" system prevents any accidents after lifting the bike.



Black



Red

HC2 LIFT STAND REPLACEMENT DAMPER


Part #	D36-38-479
--------	------------



HC2 LIFT STAND REPLACEMENT FOOT CAP 1pc

Part #	D36-38-481
--------	------------





Bike	Year	Bike	Year	Bike	Year
DT200WR	11mm	ALL	YZ125/250	14.5mm	99-23
KX125/250	11mm	90-02	YZ400F-450F	14.5mm	99-08
KDX200-250	11mm	ALL	YZ250F	14.5mm	01-08
KLX250R/300R	11mm	ALL	YZ250FX	14.5mm	15-22
RM85L	11mm	ALL	YZ450FX	14.5mm	16-22
DR250R	11mm	ALL	YZ125X	14.5mm	17-22
DRZ400S/SM	11mm	00-16	YZ250X	14.5mm	16-22
125-530SX/SX-F	11mm	-12	WR250R/X	14.5mm	ALL
125-530EXC/EXC-F	11mm	ALL	RM125/250	14.5mm	02-08
TC125	11mm	14-15		18mm	03-08
TC250	11mm	14-16		18mm	04-18
FC250/350/450	11mm	14-15		18mm	19-23
TE/FE125-501	11mm	14-18		18mm	06-18
TX125	11mm	17-18		18mm	19-23
				18mm	13-22
				18mm	16-22
				18mm	17-22
				18mm	16-22
				18mm	15-22
				18mm	17-22
				18mm	17-22
				18mm	21-23
				18mm	21-23

DRC
TRIANGLE STAND

- Quick and easy side stand, hooks into rear axle.
- For use on bikes with rear axles of inner diameters 18 mm, 14.5 mm, and 11 mm.
- When you need to move your bike, just hang it on the foot peg.

.MX type

Part #	Height	Color
D36-39-011	A 365mm / B 335mm	Gunmetal

.Super Motard type

- For SuperMoto bikes with 17 " wheels.

Part #	Height	Color
D36-39-021	A 325mm / B 295mm	Gunmetal

EXHAUST



CONTROL



TOURING



ELECTRICAL



BODY PARTS



DRIVE



TOOL



TRANSPORT



GARAGE



ACCESSORIES



.With panel



.Without panel

DRC
RACER STAND

- Light weight aluminum box style racer stand.
- Weighs less than 3 kgs (105 oz) and is very stable.
- Stand available with or without panel.
- Made of aluminum. Stand height : 420 mm

Part #	Panel	Height
D36-31-011	Whit panel	420mm
D36-31-021	Whit out panel	



RACER STAND / GARAGE STAND
REPLACEMENT
TOP PLATE

Part #
D36-31-910



DRG OFF ROAD MOTORCYCLE COVER JP

- Off-road cover, all-weather type.
- Oxford fabric with excellent strength and durability.
- Front side colored in blue to easily find cover direction.
- Slit openings in front and back for security lock.
- Set the belt in the center to prevent rattling by wind.
- Comes with a storage bag (Convenient belt to hook at the bottom).

Part #	Size	
D57-01-101	Medium Size	Length 225 cm (88.58 inch)
		Height 160 cm (62.99 inch)
D57-01-112	Dual Sport Model	Length 250 cm (98.43 inch)
		Height 175 cm (68.9 inch)



Storage bag has a mesh panel to drain water from wet bike cover.



EXHAUST



CONTROL



TOURING



ELECTRICAL



BODY PARTS



DRIVE



TOOL



TRANSPORT



GARAGE



ACCESSORIES



Dual Sport Model



Slit openings on front and back for security lock.
Lock diameter : 6 cm / 2.4 inch



Reduce flapping by wind. Easy to install with buckle type.



Ventilation on the both sides.



Rubber shirring provided for secure installation.

Medium Size



Hem adjusting cord provides tight cover fit on your bike to prevent flapping of the cover.



Slit openings on front and back for security lock.
Lock diameter : 6 cm / 2.4 inch



2 adjustable belts prevent bike cover wind flap. Easy to use with buckles on the belts.



Storage bag has a mesh panel to drain water from wet bike cover. Loop for easy storage and drying.

Fitting application


Size	HONDA	YAMAHA	SUZUKI	KAWASAKI	KTM	HUSQVARNA	GASGAS	etc.
Dual Sport Model	CRM250/R/AR XR250/400Motard XR250/R/Baja XR400R/600R/650R XLR125R/200R XLR250/R/Baja CRF250L/M CRF250RALLY	DT125R/200R DT200WR DT230 Lanza TTR250R/Raid WR250R/X Serow250 XT400E Artesia	Djebel125/200/250 Djebel250XC DR250/S/R DR350 DRZ400/S/SM/R RMX250S/R DF125E/200E TS125R/200R SX125R/200R Van Van200 250SB V-strom250	KDX125SR/200SR KDX220SR KDX250SR KLX250/S/R/SR/ES/SF KLX300R/450R D-Tracker/X KLE250/400 250TR VERSYS-X 250 KLX230	125EXC/ 200EXC 250EXC/-R/-F 300EXC 400LC-4 400EXC/-R 450EXC/-R 525EXC/-R 530EXC/-R 690 Enduro/ SMC	TE250/310 TE450/630 WR125/250/360 SM125/250R SM400R/450R SM450RR/510R SM570/610 SMS630	Halley125R EC125/250 EC450	Husaberg TE250 Husaberg FE390/450 Husaberg FE570 Husaberg FS570 tm EN250 Fantic Caballero Scrambler 125/250/500 Fantic CABALLERO FlatTrack 125/250/500
Medium Size	CRM50/80 XR50/100 Motard XR230/Motard FTR223/TLM220R SL230 XL230 Degree AX-1,MONKEY125	DT50 XTZ125E TT-R125LW/LEW TW200/E TW25/E Serow225/W/WE XT250X Tricker/Bronco	TS50R GrassTracker BigBoy	D-Tracker125 Super Sherpa KLX125/150S			Pampera125	



DRC
PROTECTION CLEAR DECAL

- Clear decals to protect your bikes from scratching, rocks and debris during your ride.
- Thickness : 0.15 mm 3 sheets per package.

Part #	Size
D50-10-010	30 cm (12 inch) x 45 cm (18 inch)



DRC
CARBON LOOK DECAL

- Carbon look decal Sheets. 0.15 mm thick
- Sheet is easy to install even on curved surfaces.
- Good to use on front outer tube, swing arm, air box and more. Comes in 2 sheets.

Part #	Size
D50-02-001	30 cm (12 inch) x 45 cm (18 inch)



DRC
BOOTS BAG

- Off road boot bag designed for easy carrying and storage.
- Upper mesh panel is for better breathability.

Part #	Color
D28-01-020	Black



DRC
TRACK TAPE

- Track tape for MX and Ed track use.
- Available DF yellow, DRC red.
- Use blue tape on left side, red tape on right side for showing track direction.

Width : 75mm
Length 200m per roll

Part #	Size
DF29-7071	DRC
DF29-7021	DIRTFREAK



DRC
STICKER

Part #	Size
D50-01-102	6 cm (2.3")
D50-01-104	10 cm (4")
D50-01-106	13.5 cm (5.3")



ZETA / DRC DISPLAY RACK

Part #	Size
D39-11-111	70 cm x 190 cm (2.3' x 6.2')

EXHAUST



CONTROL



TOURING



ELECTRICAL



BODY PARTS



DRIVE



TOOL



TRANSPORT



GARAGE



ACCESSORIES





MX2

1234567890
1234567890

Full size MX racer For 1 - 2 digit number
Black / White H 16.5 cm (6.5 inch)



ED2

1234567890
1234567890

Head light number plate
Mini MX racer etc. For 1 - 2 digit number
Black / White H 14 cm (5.5 inch)



MN2

1234567890
1234567890

CRF50F / TTR50E etc.
Black / White H 10 cm (4 inch)

MOTION
STANDARD NUMBERS

- Standard numbers for number plates.
- Smaller size for recent dirt bikes.
- Available in 3 sizes. Fits MX and pit bike.
- Narrow design for 3 digit numbers. (MX3)
- Cut from 0.1 mm (4 mil) adhesive backed vinyl.
- 3 numbers per pack



MX3

1234560

Full size MX racer For 1 - 3 digit number
Black H 16.5 cm (6.5 inch)



ED3

1234567890

Head light number plate
Mini MX racer etc. For 1 - 3 digit number
Black H 14 cm (5.5 inch)

Number	MX2 (3 pk)		MX3 (3 pk)	ED2 (3 pk)		ED3 (3 pk)	MN2 (3 pk)	
	Black	White	Black	Black	White	Black	Black	White
0	MO11-0200	MO11-0210	MO11-0300	MO11-2200	MO11-2210	MO11-2300	MO11-3200	MO11-3210
1	MO11-0201	MO11-0211	MO11-0301	MO11-2201	MO11-2211	MO11-2301	MO11-3201	MO11-3211
2	MO11-0202	MO11-0212	MO11-0302	MO11-2202	MO11-2212	MO11-2302	MO11-3202	MO11-3212
3	MO11-0203	MO11-0213	MO11-0303	MO11-2203	MO11-2213	MO11-2303	MO11-3203	MO11-3213
4	MO11-0204	MO11-0214	MO11-0304	MO11-2204	MO11-2214	MO11-2304	MO11-3204	MO11-3214
5	MO11-0205	MO11-0215	MO11-0305	MO11-2205	MO11-2215	MO11-2305	MO11-3205	MO11-3215
6	MO11-0206	MO11-0216	MO11-0306	MO11-2206	MO11-2216	MO11-2306	MO11-3206	MO11-3216
7	MO11-0207	MO11-0217	MO11-0307	MO11-2207	MO11-2217	MO11-2307	MO11-3207	MO11-3217
8	MO11-0208	MO11-0218	-	MO11-2208	MO11-2218	MO11-2308	MO11-3208	MO11-3218
9	MO11-0209	MO11-0219	-	MO11-2209	MO11-2219	MO11-2309	MO11-3209	MO11-3219

MOTION
FRONT FORK DECAL

- Back printed on high gloss vinyl.
- Uses high quality adhesive.
- Will withstand aggressive riding and pressure washing.
- Sold in pairs.

Part #	Color
MO52-0100	Clear
MO52-0300	Carbon
MO52-0112	Clear Showa Red/Black
MO52-0118	Clear KYB Black/White
MO52-0311	Carbon Showa Red
MO52-0316	Carbon KYB Red



Clear



Carbon



Clear Showa Red/Black



Clear KYB Black/White



Carbon Showa Red



Carbon KYB Red

MOTION
FRONT FENDER SIDE DECAL

Part #	Color
MO33-0701	ZETA Racing Black
MO33-0702	ZETA Racing White



ZETA Racing Black



ZETA Racing White





MOTION
ALL GRIPPER SEAT COVER

- All gripper design provides excellent seat grip control.
- Simple solid color, fits almost all models.
- Provides excellent no-slip grip

Part #	Color
MO47-0101	Black



MOTION
MX GRIPPER SEAT COVER

- Universal seat cover for thin mx type seats.
- Seamless design for better control in hard riding.
- Used by Taka Higashino.

Part #	Color
MO47-0301	Black



DRZ400SM



DELTA BARREL 4 SILENCER

- Improved emission efficiency and exhaust pressure. DELTA BARREL 4 silencer provides high power in the entire power band.
- Special inner silencer body and multi-stage expanding mid pipe design provides power at the high end, and rich torque at bottom and middle bands.

Mid pipe is made of stainless steel. Silencer body is light weight aluminum. Exhaust center of gravity is positioned for motorcycle control performance. The best silencer for street or trail.

Designed for street, enduro, super motard use.

Sound output : 94 db

FIM approved end-cap design

Use with stock or DELTA head pipe.

Gasket not included. Use stock gasket.

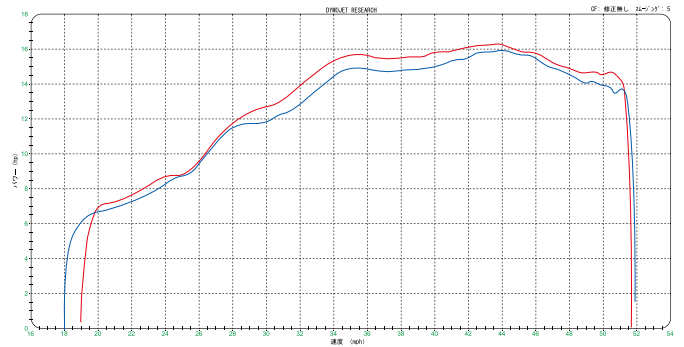
FIM approved aluminum die-cast end cap.

Silencer body and mid pipe are clamped in place by springs.

Brushed aluminum finish, light weight silencer body. Uses the best inside restrictor specific for each model. This provide a smooth exhaust gas circulation and increases horse power.

Multi-stage expanding mid pipe design provides more torque at the middle and bottom ranges.

KLX230 Power Graph (hp)



DELTA TORQ HEAD PIPE

- DELTA head pipe for more power and torque when using DELTA silencers.
- Developed for characteristics specific to each bike for more performance.
- Provides better power, acceleration and engine traction than stock head pipe.
- Upgrades performance characteristics for each model.
- Made of SUS304 stainless.

* See below fitting application for part no.

BARREL4 & TORQ HEAD PIPE



KLX230



WR250X



D-TRACKER X



SEROW 250

Bike	Year	BARREL4	BARREL4-S(JMCA)	TORQ HEAD PIPE
HONDA				
XR50MOTARD *1	05-07	-	DL30-5102	-
XR230	05-07	-	-	DL30-2106
	08-12	-	DL30-7106	DL30-2106
CROSS CUB110	18-21	-	DL30-5106	-
MONKEY125	19-21	-	DL30-5105	-
CT125	20-22	-	DL30-5107	-
TRAIL125	21-22	-	DL30-5107	-
	12-16	-	DL30-7111	DL30-2110
CRF250L/M	17-20	DL30-6112	DL30-7112	DL30-2111
	21	-	DL30-7113	DL30-2113
CRF250RALLY	17-20	DL30-6112	DL30-7112	DL30-2111
	21	-	DL30-7113	DL30-2113
CRF300L	21-22	-	-	DL30-2113
CRF300L RALLY	21-22	-	-	DL30-2113
YAMAHA				
TRICKER	04-07	-	-	DL30-2202
	08-17	-	DL30-7206	-
	18	-	-	DL30-2203
SEROW250	05-07	DL30-6205	-	DL30-2202
	08-17	-	DL30-7207	DL30-2202
	18-20	-	DL30-7208	DL30-2203
XT250X	06-07	-	-	DL30-2202
	08-17	-	DL30-7207	DL30-2202
WR250R/X *2	07-17	DL30-6204	-	DL30-2204
KAWASAKI				
KLX125	10-16	DL30-6410	DL30-7411	DL30-2410
D-TRACKER125	10-16	-	DL30-7412	-
KLX150S	09-13	DL30-6410	-	DL30-2410
KLX230	20-22	-	DL30-7401	-
KLX230S	22	-	DL30-7401	-
KLX250/D-TRACKER	01-07	DL30-6402	-	-
KLX250	08-16	DL30-6404	DL30-7405	DL30-2402
D-TRACKER X	08-16	-	DL30-7406	-
SUZUKI				
250SB	02-06	DL30-6402	-	DL30-2402

*1 Integrated exhaust pipe structure. Full exhaust.

*2 Japanese specifications. Not compatible with O2 sensors of overseas specifications.

DELTA LOW NOISE INNER

- Low noise inner for DELTA Barrel 4 silencer.
- Reduced sound without reduced horsepower.
- Easy to install and remove stock restrictor for replacement.
- Can not be used for Barrel S-4 and Barrel 4 Mini

Part #

DL99-9819



DELTA TAIL PIECE

- FIM approved end cap.
- Can not be used for Barrel 4 Mini silencer.

Part #

DL99-9811



DELTA RESTRICTOR

Part #

DL99-9817

Size

22mm



DELTA BARREL4S-MINI SILENCER

- Provides better torque and power than standard exhaust. (See DYNO data)
- UP style design for off road ride.
- 100mm diameter exclusive short aluminum silencer body with beautiful laser etching DELTA logo plate. Larger diameter stainless steel header pipe provide more power and torque.
- Light weight design. STD exhaust weight is 5.2kg, DELTA is only 2.0kg.
- Comes with heat protectors on header pipe and silencer body.

Please note that the gasket is not included. Please use a new gasket.

Designed for a single rider. Please install an additional general-purpose heat guard for tandem use.

Bike	Year	BARREL4-S(JMCA)
HONDA		
CROSS CUB110	18-21	DL30-5106
MONKEY125	19-21	DL30-5105
CT125	20-22	DL30-5107
TRAIL125	21-22	DL30-5107



SONIC HANDGUARD



Rebel1100 DCT

Bar-end mounting type handguard with an attractive design that can be used in any genre.

ZETA SONIC HANDGUARD

- A bar-end mounted handguard that can be changed in style to suit various bikes.
- A higher grade of visuals, a high degree of freedom, and a wealth of functions will enhance your motorcycle life.
- General-purpose bar end type compatible with various handlebars and M16/M8 bar end type for Yamaha/Kawasaki models are available.
- Each of the four models is available with or without a polycarbonate protector.
- Replacement parts for each part are common to both left and right, and are sold in sets of one per side.



The arm position is adjustable freely up and down



By loosening the arm bolt, the angle can be adjusted infinitely up and down around the bar end.

The guard angle is adjustable up and down in nine steps.



With the special spacers, the position can be adjusted by 5 degrees per level from the center position, 4 positions above and 4 positions below, for a total of 9 positions.

The arm can be adjusted in two positions.



The grooves on the bar end plug allow the arm to be adjusted in two positions to suit the vehicle.

Knuckle guard



The knuckle guard is made of soft and flexible PU resin. Mitigates impact from the front and prevents damage to the guard body.



Front plate
The front plate with laser-printed logo can be detached to create two different designs. Enjoy a wide range of styling with
- ZS72-2900 ZETA SONIC Handguard
Optional PC Protector 2Pcs and
- ZETA Armor hand guard protectors.



Removable polycarbonate protector
Removable polycarbonate protector is standard equipment. Enjoy a wide range of styling with ZETA Armor hand guard protectors.



Double-Slide Anchor
The double-slide anchor system enables easy installation and strong attachment at the same time. Includes anchors for steel handlebars (17.5-18.5mm diameter) and aluminum handlebars (13.5-14.5mm diameter). Anchors are included. Can be installed on a wide range of vehicles.



Handlebarend
Compatible with handlebar ends, M6 type, M8 type and M16 type.

Replacement



ZETA SONIC HANDGUARD GUARD KIT
ZS72-2910



ZETA SONIC HANDGUARD ARM KIT
ZS72-2911



ZETA SONIC HANDGUARD BAR END KIT UNIVERSAL
ZS72-2920



ZETA SONIC HANDGUARD BAR END KIT M16/M8 Type
ZS72-2922



ZETA SONIC HANDGUARD BAR END KIT M6 Type
ZS72-2923



Easy to install, stylish handguard that looks great on any bike.

- A stylish handguard that can be styled to fit a variety of bikes.
- Easy installation by simply fixing to the handlebar end.
- No need for complicated work like conventional handguards, yet firmly fixed.
- High-strength aluminum alloy bar ends protect the grips and throttle tubes from accidental falls.
- It is possible to adjust the position freely by adjusting the position infinitely up and down with the handlebar end as the axis, and adjusting the angle up and down in eight steps with the special spacer. It can be adjusted to any position to prevent interference with the vehicle.
- Matte black finish with a laser printed logo on the front plate. You can also attach and remove the optional PC protector of the same series and other ZETA protectors.
- The handguard allows you to freely change the appearance of the image and enjoy the styling of your choice.

[Handlebar size]

ZS72-2000: Steel handlebar : Inner diameter size 17.5mm - 18.5mm
Aluminum handlebar : Inner diameter 13.5mm - 14.5mm

ZS72-2001: M16 Bar end type handle (YAMAHA) or M8 bar end type handle (KAWASAKI)

ZS72-2002: Can be installed on handlebars with M6 nuts welded to the handlebar ends.

[Mountable protector]

ZS72-2900: ZETA Sonick Hand guard Optional Polycarbonate protectors left/right set.

• ZETA Armor hand guard protectors.

[Note]

Can not fit ZETA XC flasher protectors.

Can not fit ZETA Scudo protector.

Products	Part #	Color
SONIC HAND GUARD UNIVERSAL	ZS72-2000	
SONIC HAND GUARD M16/M8 Bar end type	ZS72-2001	Black
SONIC HAND GUARD M6 Bar end type	ZS72-2002	

Material

Knuckle guard : PU Resin
Arm : Forged aluminum
Front plate : High strength aluminum alloy
Bolts and Nuts : Stainless steel
Plug adapter : Steel
Bar end plug : High strength aluminum alloy



SVARTPILEN 401/UNIVERSAL Type



GB350S/UNIVERSAL Type



TENERE 700/M16 Type



ZETA SONIC GUARD OPTION
PC PROTECTOR 2Pcs
ZS72-2900

CONTROL



LEVER



BODY



PC-KIT



Bar-end mounting type handguard comes with Polycarbonate protector.

- Stylish handguard with polycarbonate (PC) protector as standard equipment.
- Polycarbonate (PC), which is resistant to impact, UV rays, and low / high temperatures, has a simple and stylish design that is used in any style of vehicles.
- Not only does it increase wind resistance, but it also mitigates frontal impact.
- Easy installation by simply fixing to the handlebar end.
- No need for complicated work like conventional handguards. Securely fixed with machined high-strength aluminum alloy bar-end plugs.
- It is possible to adjust the position freely by adjusting the position infinitely up and down with the handlebar end as the axis, and adjusting the angle up and down in eight steps with the special spacer. It can be adjusted to any position to prevent interference with the vehicle.

[Handlebar size]

ZS72-2100: Steel handlebar : Inner diameter size 17.5mm - 18.5mm
Aluminum handlebar : Inner diameter 13.5mm - 14.5mm

ZS72-2101: M16 Bar end type handle (YAMAHA) or M8 bar end type handle (KAWASAKI)

ZS72-2102: Can be installed on handlebars with M6 nuts welded to the handlebar ends.

[Mountable protector]

ZS72-2900: ZETA Sonick Hand guard Optional Polycarbonate protectors left/right set.

• ZETA Armor hand guard protectors.

[Note]

Can not fit ZETA XC flasher protectors.

Can not fit ZETA Scudo protector.

Products	Part #	Color	PC Protector
SONIC HANDGUARD PC Kit Universal	ZS72-2100		
SONIC HANDGUARD PC Kit M16/M8 Bar end type	ZS72-2101	Black	Light Smoke
SONIC HANDGUARD PC Kit M6 Bar end type	ZS72-2102		

Material

Knuckle guard : PU Resin
Arm : Forged aluminum
Front plate : High strength aluminum alloy
Protector : Polycarbonate
Bolts and Nuts : Stainless steel
Plug adapter : Steel
Bar end plug : High strength aluminum alloy



SVARTPILEN 401/UNIVERSAL Type



GB350S/UNIVERSAL Type



Rebel 1100 DCT/M6 Type

FLIGHT HANDLE

Aim for fastest lap!

for RACING



FUNCTION



HIGH QUALITY

Made of machined A7000 Grade aluminum for light weight. All bolts and pins are made of Ti-6AL-4V titanium.



CLAMP

Clamp attaching design for quick handle installation and removal. Gap on the inner side of clamp provides better contact pressure.



HANDLEBAR

Throttle side has polished finish for smooth throttle control. Clutch side has shot peened finish for secure grip attachment.

CONTROL



LEVER



BODY



ZETA FLIGHT HANDLE

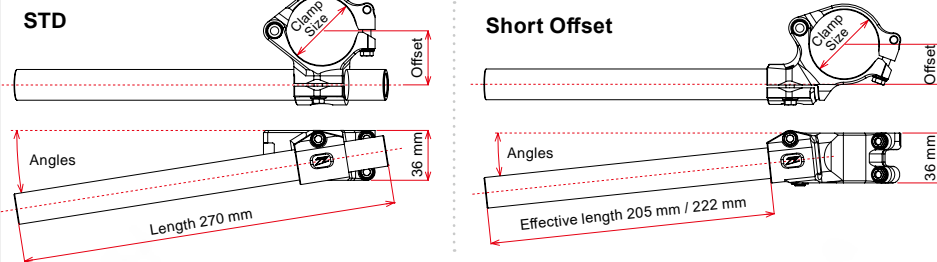
- ZETA Clip on handle for racing use.
- All bolts and pins are made of Ti-6AL-4V titanium.
- Clamp body is made of 7009-T6 aluminum with precision CNC light weight finish for light weight and durability.
- Handlebar is made of 6061-T6 aluminum to ease impact and protect clamp body in event of a crash.
- Available in standard and short offset handle with many clamps and handlebar angles.

Type	Flight Handle Part #	Diameter	Clamp Offset	Angle	Handlebar Length	Replacement Handlebar
STD	ZS03-0133	50mm	39mm	6°	270mm	ZS03-8002
	ZS03-0135	50mm	39mm	9°	270mm	ZS03-8002
	ZS03-0167	53mm	40.5mm	6°	270mm	ZS03-8002
Short	ZS03-0233	50mm	29mm	6°	205mm *	ZS03-8003
	ZS03-0237	50mm	29mm	12°	205mm *	ZS03-8003
	ZS03-0257	52mm	30mm	12°	205mm *	ZS03-8003
	ZS03-0333	50mm	29mm	6°	222mm *	ZS03-8004
	ZS03-0337	50mm	29mm	12°	222mm *	ZS03-8004
	ZS03-0357	52mm	30mm	12°	222mm *	ZS03-8004

* Effective length

Part #	Type
ZS03-8002	STD 270mm
ZS03-8003	Short 240mm
ZS03-8004	Short 259mm

DIAMETER



FLIGHT HANDLE Spec


Material (clamp)	: A7000 Grade
Material (bar)	: A6061-T6
Surface finish	: Color anodized finish
Handlebar out side diameter	: 22.2 mm
Handlebar inside diameter	: 16 mm
Clamp thickness	: 36 mm



ZETA FLIGHT TOP BRIDGE for ZX-25R

- Designed to reduce weight for race track.
- The design features fleshed-out details without compromising rigidity.
- Since the key cylinder can be detached from the mounting stay, you can take advantage of the lighter weight when racing in the track.

Part #	Bike	Specifications
ZS41-1220	ZX-25R/ZX-25R SE 21-22	: 7000 series aluminum
ZS41-0210	CBR250RR 17-22	: Black anodized aluminum
		Clamp pinch bolt : Ti-6AL-4V





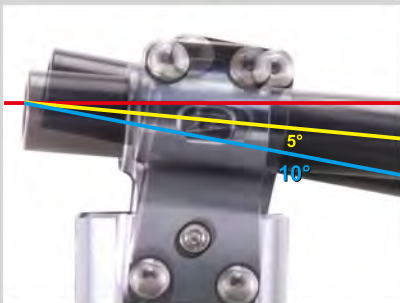
CLAMP

Gap on the inner side of clamp provides better contact pressure and prevents clamp from moving on to front forks and handlebars.



HIGH QUALITY

Fully machined from A6061-T6 aluminum, to achieve a light weight and durable product.



ADJUSTABLE

Provides 2 different handlebar angles, 10 degree angle for sport riding, 5 degree angle for comfortable riding position.

PILOT HANDLE Spec

Material : A6061-T06
 Surface finish : Color anodized finish
 Handlebar out side diameter : ϕ 22.2
 Handlebar inside diameter : ϕ 16
 Handlebar length : 270 mm
 Clamp thickness : 34 mm
 (30 mm for 37 clamp)



for STREET

Handlebar adjustable system

Provides comfort or sport riding handlebar positions.

ZETA PILOT HANDLE

- Provide many handlebar positions on your bike, great to use for sport riding and touring.
- Clamp and handlebar are made of A6061-T6 aluminum for durability.
- Clamp body is CNC machined, available red or titanium anodized colors.
- Handlebar bracket available in 2 different heights, 25 mm and 45 mm.
- Provides 2 different handlebar angles, 5 degree or 10 degree by changing handlebar bracket position on clamp body.
- Optional offset plate available if you need more space between OE clamp and handle bracket.
- Replacement handles available.

Size	Ti-color		Red		Black	
	High (45 mm)	Middle (25 mm)	High (45 mm)	Middle (25 mm)	High (45 mm)	Middle (25 mm)
ϕ 37	ZS03-1371	ZS03-1372	ZS03-1375	ZS03-1376	ZS03-1377	-
ϕ 41	ZS03-1411	ZS03-1412	ZS03-1415	ZS03-1416	ZS03-1417	ZS03-1418
ϕ 43	ZS03-1431	ZS03-1432	ZS03-1435	ZS03-1436	ZS03-1437	-
ϕ 50	ZS03-1501	ZS03-1502	ZS03-1505	ZS03-1506	ZS03-1507	ZS03-1508
ϕ 53	ZS03-1531	ZS03-1532	ZS03-1535	ZS03-1536	-	-



Replacement



Replacement Handlebar

Part #	Type
ZS03-8002	STD 270mm

* Required drilling hole for control switch.

Optional



OFFSET PLATE KIT (5mm)

Use this plate kit when you need more space between OE clamp and handle bracket.


Part #	Color
ZS03-1910	Black
ZS03-1911	Ti-color
ZS03-1915	Red

* Comes with attachment bolts.

HANDLEBAR BRACKET KIT

Part #		Color
High (45mm)	Middle (25mm)	
ZS03-1941	ZS03-1942	Ti-color
ZS03-1945	ZS03-1946	Red
ZS03-1947	ZS03-1948	Black





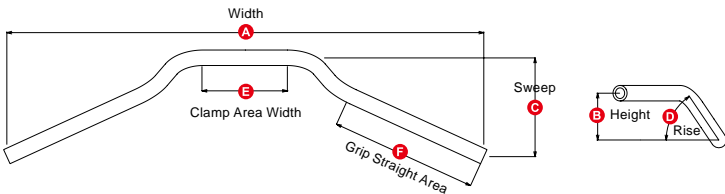
CONTROL

LEVER

BODY

ZETA
GT HANDLEBAR

- Handlebar sizes which are designed for a relaxed and comfortable ride.
- Laser printed handlebar positioning gauge for accurate bar position setting.
- Made of durable aluminum with shot peened anodized finish.
- Matte titanium anodized surface finish.
- Handlebar diameter : 22.2 mm / Bar end inner diameter : 13.5 mm



Model	Part #	Handlebar dimensions					
		A	B	C	D	E	F
Low type-1	ZS07-1008	670	52	116	60°	115	200
Low type-2	ZS07-1018	680	63	135	67°	120	205
Medium type-1	ZS07-1108	685	67	142	56°	120	205
Medium type-2	ZS07-1118	685	71	152	62°	120	205
High type-1	ZS07-1208	740	98	150	63°	120	200

Laser printed logos and handlebar positioning gauge for accurate handlebar position setting.



Stock handlebar approximation (Please check the size of the stock handlebar on the actual car, as it is listed based on the stock handlebar)

ZS07-1008		ZS07-1018		ZS07-1108		ZS07-1118		ZS07-1208	
Bike	Year	Bike	Year	Bike	Year	Bike	Year	Bike	Year
HONDA									
NC750S	14-19	CB400SF/SB #	99-19	CB1300SF	14-19	CB1300SF	01-09	CB1100TYPE #	10
NC700S	12-16	CB400FOUR	97-98	CB1100TYPE #	10	CB1300SF	14-19	CB1100	14-18
CB400SF/SB	99-19	-	-	HORNET250	96-02	CB400SF	92-98	CB750	01-08
-	-	-	-	-	-	HORNET250	03-06	NC750X	14-20
-	-	-	-	-	-	-	-	NC700X	12-17
-	-	-	-	-	-	-	-	400X	13-18
YAMAHA									
XJR400	01-07	XJR1300	15	XJR1300	98-11	V-MAX1200	90-99	-	-
-	-	XJR400 #	01-07	XJR1200	94-96	-	-	-	-
KAWASAKI									
ZEPHYR400	89-95	ZEPHYR400 #	89-95	ZRX1200DAEG	09-16	ZRX1100	97-00	-	-
NINJA400R	10-13	NINJA400R	10-13	ZEPHYR750	90-06	ZEPHYR1100	92-06	-	-
-	-	-	-	ZRX400	95-04	-	-	-	-
-	-	-	-	NINJA400	14-17	-	-	-	-
SUZUKI									
-	-	INAZUMA400	97-02	BANDIT1250	07-15	GSR400	06-12	GSX1400	01-08
-	-	GSX400 IMPULSE	04-07	-	-	-	-	-	-
-	-	GLADIUS400	09-12	-	-	-	-	-	-

In some cases, it may be necessary to change the routing of cables and harnesses.



Gold

ZETA

BAR END PLUGS

- Made of high strength aluminum and stainless steel.
- Functions as a weight to prevent unpleasant vibration.
- Design to fit specific models, easy to install.
- Available in gold colors.



Universal L

Universal S

ZETA

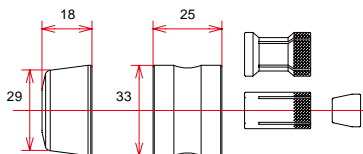
BAR END PLUGS Universal

- Universal bar end plug for sport bike.
- Available universal S and L models.
- L model comes with stainless steel bar weight to prevent unpleasant vibration.
- Available in gold and titanium colors.

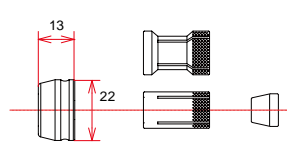
* handlebar inner diameter 13.5 mm - 19 mm

Gold	Size
ZS48-1004	Universal S
ZS48-1014	Universal L

Universal L demension (mm)



Universal S demension (mm)



Bike	Year	Color
		Gold
YAMAHA		
MT-25	16-21	ZS48-1404
MT-03	16-22	ZS48-1404
YZF-R25	15-21	ZS48-1404
YZF-R3	15-22	ZS48-1404
FZ6	04-08	-
FZ6R	07-17	-
YZF-R6	06-16	ZS48-1404
FZ07	15-17	-
MT07	14-22	-
XSR700	16-22	-
FZ8	11-15	ZS48-1404
FZ09	14-17	-
MT09	14-21	-
MT10	18-21	-
XSR900	16-21	-
FZ1 (NORTH AMERICA)	01-15	-
FZ1 FAZER (JAPAN)	08-15	-
FZ10	17	-
YZF-R1	98-14	ZS48-1404
XJR1200	94-96	-
FJR1300	03-15	ZS48-1404
XJR1300	98-15	-
V-MAX	09-17	ZS48-1404
KAWASAKI		
NINJA 250	13-22	ZS48-1204
NINJA 300	13-17	ZS48-1204
NINJA 250R	08-12	ZS48-1204
Z250	13-22	ZS48-1204
ZX-25R	21-22	ZS48-1204
Z300	15-16	ZS48-1204
Z400	19-22	ZS48-1204
ER-4N	11-13	ZS48-1204
NINJA 400R	11-13	ZS48-1204
NINJA 400	14-22	ZS48-1204
ER-6f	07-10	ZS48-1204
ER-6n	06-14	ZS48-1204
ZX-6R	00-21	ZS48-1204
ZX-6RR	03-05	ZS48-1204
NINJA650	12-16	ZS48-1204
NINJA650R	09-11	ZS48-1204
VERSYS650	10-21	ZS48-1204
Z750	04-05	ZS48-1204
Z750S	05	ZS48-1204
ZX-7R	00-02	ZS48-1204
ZX-7RR	96-97	ZS48-1204
Z800	13-16	ZS48-1204
ZX-9R	99-03	ZS48-1204
NINJA1000	11-19	ZS48-1204
VERSYS1000	12-18	ZS48-1204
Z1000	03-22	ZS48-1204
ZX-10R	11-15	ZS48-1204
ZRX1100	97-00	ZS48-1204
ZRX1100II	97-00	ZS48-1204
ZRX1200DAEG	09-16	ZS48-1204
ZRX1200R	01-08	ZS48-1204
ZRX1200S	01-04	ZS48-1204
ZX-12R	00-06	ZS48-1204
ZZR1200	02-05	ZS48-1204
ZX-14R	12-20	ZS48-1204
ZZR1400	06-11	ZS48-1204
SUZUKI		
GSR250/S,GW250,INAZUMA250	12-17	ZS48-1014
GSX250R	17-21	ZS48-1014
GLADIUS400	09-14	ZS48-1014
GSR400	06-14	ZS48-1014
GSX-R600	01-03	ZS48-1014
V-STROM650/XT	04-17	ZS48-1014
GSX-R750	00-03	ZS48-1014
GSX-R1000	01-04	ZS48-1014



FLIGHT RD

CLUTCH LEVER PERCH KIT

Titanium M6 bolt

Titanium pivot pin
PVD finish to the surface with high strength and excellent abrasion resistance.

Titanium pin

Titanium M6 bolt

Ratio device

for RACING



ZETA

FLIGHT PERCH RD 4Finger

- Racing Flight clutch perch comes with ratio device.
- Provides 2 different lever ratios, light pulling and accurate clutch control, by changing position of Ratio Device (PAT. 1416268).
- Comes with quick cable adjuster for quick and easy clutch play adjustment, even during the ride.
- Lever bearing for less friction. Fully CNC machined, super light weight design.
- Conforms to FIM and MFJ regulations.
- Available perch comes with clutch switch for street use and without switch for racing use.
- M6 bolts and pivot pins are made of titanium.

Part #	Switch
ZS60-5881	W/O Switch
ZS60-5882	With Switch

FLIGHT PERCH RD Replacement parts



Picture	Part #	Description	Color
1.	ZS60-5908	Lever Assy 4 Finger	Black
2.	ZS60-5918	Perch Assy	Black
3.	ZS60-5929	Adjuster	Red
4.	ZS60-5938	Bolt Set	Black
5.	ZS60-5948	Switch Set	-
6.	ZS60-5991	Lever Arm 4 Finger	Black
7.	ZS60-5994	Lever Arm 3 Finger	Black

FUNCTION

FLIGHT PERCH RD Spec

Perch assy	A7009-T6
Lever adapter	A7009-T6
Lever arm	A7009-T6
Cable adjuster	A7009-T6
Clamp bolt	Ti-6AL-4V
Lever arm bolt	Ti-6AL-4V
Pivot pin	Ti-6AL-4V
Clamp hinge pin	Ti-6AL-4V



Clutch switch

A micro switch with a width of 13.3mm is designed as compactly as possible. The fine adjustable slide sensor arm offers the reaction timing capability. Dust and waterproof ability is IP67 including lead wire.

ACCURATE RATIO



LIGHT RATIO



Ratio device PAT. 1416268

Provides 2 different lever ratios, light pulling and accurate clutch control, by changing position of Ratio Device.



Quick clamp system

Hinge style clamp for easy and quick maintenance. Hinge pin is made of titanium alloy.



Folding lever

Lever swings upward in the event of a crash and prevents lever breakage.



Vent Holes

Lever body is designed to decrease wind pressure, and in case of a fall, the breaking point is pre-calculated to avoid worst case "DNF".



Lever End Ball

19 mm lever end ball complies to MFJ and FIM regulations.



Lever adjuster bolt

Can be adjust lever position with set screw.



Quick cable adjuster

Large size 1/6 rotating wire adjuster. Easy to adjust clutch play even during the ride.

FLIGHT

CLUTCH LEVER PERCH KIT

Stainless M6 bolt

Ti-Color
4 Finger

Titanium pin

Stainless M6 bolt

Black
3 Finger



Quick clamp system

Hinge style clamp for easy and quick maintenance. Hinge pin is made of titanium alloy.



Folding lever

Lever swings upward in the event of crash and prevents lever breakage.



Vent Holes

Lever body is designed to decrease wind pressure, and in case of a fall, the breaking point is pre-calculated to avoid worst case "DNF".

Lever End Ball

19 mm lever end ball complies to MFJ and FIM regulations.



Quick cable adjuster

Large size 1/6 rotating wire adjuster. Easy to adjust clutch play even during the ride.

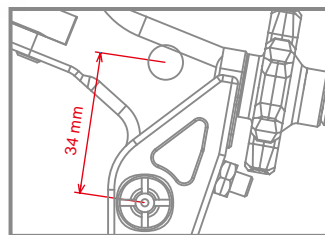
Lever adjuster bolt

Simple and light weight design for non step adjustment .

ZETA FLIGHT PERCH

- Clutch perch set for cable type clutch developed with 2017 Moto America winning clutch perch.
- Flight perch comes with 3 fingers short lever arm.
- Used by Moto America Factory Yoshimura Suzuki Racing Team, Japanese Yoshimura Suzuki and Kawasaki Team Green.
- Conforms to FIM and MFJ regulations.

Part #	Size	Color
ZS60-5883	4 Finger	Ti-color
ZS60-5886	3 Finger	
ZS60-5887	4 Finger	Black
ZS60-5888	3 Finger	



Distance between cable fitting and lever pivot pin.

FLIGHT PERCH Spec

Parch assy	A7009-T6
Lever adpiter	A7009-T6
Lever arm	A6061-T6
Cable adjuster	A6061-T6
Clamp bolt	SUS304
Lever arm bolt	SUS304
Pivot pin	SUS304
Clamp hinge pin	Ti-6AL-4V

FLIGHT PERCH Replacement parts



Picture	Part #	Description	Color
1.	ZS60-5906	Lever Assy 3 Finger	Ti-color
1.	ZS60-5909	Lever Assy 4 Finger	Ti-color
2.	ZS60-5919	Perch Assy	Ti-color
3.	ZS60-5929	Adjuster	Red
4.	ZS60-5939	Bolt Set	Ti-color
5.	ZS60-5990	Lever Arm 4 Finger	Ti-color
5.	ZS60-5995	Lever Arm 3 Finger	Ti-color
6.	ZS60-5991	Lever Arm 4 Finger	Black
6.	ZS60-5994	Lever Arm 3 Finger	Black



for
RACING





CONTROL



LEVER



BODY



Black

4 Finger

Ti-color

3 Finger



ZETA
FLIGHT LEVER

- Used by YOSHIMURA Racing team.
- Holes on lever body is designed to decrease wind pressure up to over 300 km / h.
- The breaking point is pre-calculated in case of a fall.
- Fully CNC machined from A7009 / A6061 aluminum, super light weight design.
- Conforms to FIM and MFJ regulations.
- Available 3 finger and 4 finger lever arm lengths.
- Available in black and titanium anodized colors.

FUNCTION



Vent Holes

Lever body is designed to decrease wind pressure, and in case of a fall, the breaking point is pre-calculated to avoid worst case "DNF".



Folding lever

Lever swings upward in the event of crash and prevents lever breakage.

Lever end ball

19 mm lever end ball complies to MFJ and FIM regulations.



ZETA
FLIGHT LEVER REMOTE ADJUSTER

- Provides fine adjustment to the brake lever from the left side handlebar.
- Able to tighten slack in your brakes with your free hand without letting off the throttle.
- CNC machined handlebar support included.

Part #	Discription
ZS60-3989	FLIGHT LEVER REMOTE ADJUSTER
ZS60-3998	Replacement wire 700mm

Bike	Year	Clutch lever		Brake lever					
		4Fi Black	Lever Type	4Fi Black	Lever Type	4Fi Ti-Color	Lever Type	3Fi Ti-Color	Lever Type
HONDA									
CBR600RR	03-06	ZS60-5011	L4SP	-	-	-	-	-	-
	07-21	ZS60-5011	L4SP	ZS60-3211	R4SH	-	R4SH	-	R3SH
CBR600RR (USA)	07-22	ZS60-5011	L4SP	ZS60-3211	R4SH	-	R4SH	-	R3SH
CBR954	02-03	ZS60-5011	L4SP	-	-	-	-	-	-
	04-07	-	-	ZS60-3211	R4SH	-	R4SH	-	R3SH
CBR1000RR/SP/SP2	08-16	ZS60-5011	L4SP	ZS60-3211	R4SH	-	R4SH	-	R3SH
	17-19	#1	-	ZS60-3211	R4SH	-	R4SH	-	R3SH
CBR1000RR-R	20	ZS60-5011	L4SP	ZS60-3211	R4SH	-	R4SH	-	R3SH
CBR1000RR-R SP	20	ZS60-5011	L4SP	ZS60-3811	R4SH	-	-	-	-
CBR1000RR (USA)	21-22	ZS60-5011	L4SP	ZS60-3211	R4SH	-	R4SH	-	R3SH
CBR1000RR-R SP (USA)	21-22	ZS60-5011	L4SP	ZS60-3811	R4SH	-	-	-	-
CB1000R	11-17	-	-	ZS60-3211	R4SH	-	R4SH	-	R3SH
	18-22	ZS60-5011	L4SP	ZS60-3211	R4SH	-	R4SH	-	R3SH
HAWK11	22	ZS60-5011	L4SP	ZS60-3211	R4SH	-	R4SH	-	R3SH
YAMAHA									
XJ6N	09-15	ZS60-5211	L4SP	-	-	-	-	-	-
	99-04	ZS60-5211	L4SP	-	-	-	-	-	-
YZF-R6	05-16	ZS60-5211	L4SP	-	-	-	R4SH	-	-
	17-20	ZS60-5211	L4SP	ZS60-3621	R4SH	-	R4SH	-	R3SH
YZF-R7	22	ZS60-5211	L4SP	-	-	-	-	-	-
	00-03	ZS60-5211	L4SP	-	-	-	-	-	-
YZF-R1	04-14	ZS60-5211	L4SP	-	-	-	R4SH	-	-
	15-22	ZS60-5211	L4SP	ZS60-3621	R4SH	-	R4SH	-	R3SH
YZF-R1M	15-22	ZS60-5211	L4SP	ZS60-3621	R4SH	-	R4SH	-	R3SH
YZF-R1S	16-18	ZS60-5211	L4SP	ZS60-3621	R4SH	-	R4SH	-	R3SH
FZ-07	14-17	ZS60-5211	L4SP	-	-	-	-	-	-
MT-07	14-22	ZS60-5211	L4SP	-	-	-	-	-	-
FZ-09	14-17	ZS60-5211	L4SP	-	-	-	-	-	-
	14-20	ZS60-5211	L4SP	-	-	-	-	-	-
MT-09	21-22	ZS60-5211	L4SP	ZS60-3621	R4SH	-	R4SH	-	R3SH
MT-09SP	18	ZS60-5211	L4SP	-	-	-	-	-	-
FZ-1/FAZER	06-15	ZS60-5211	L4SP	-	-	-	-	-	-
KAWASAKI									
H2	15-21	ZS60-5851	L4SH	ZS60-3811	R4SH	-	-	-	-
H2R	15-20	ZS60-5851	L4SH	ZS60-3811	R4SH	-	-	-	-
H2 CARBON	19-21	ZS60-5851	L4SH	ZS60-3811	R4SH	-	-	-	-
Z H2 SE	21-22	-	-	ZS60-3811	R4SH	-	-	-	-
	00-06	ZS60-5111	L4SP	-	-	-	-	-	-
ZX-6R	07-18	ZS60-5111	L4SP	ZS60-3211	R4SH	ZS60-3210	R4SH	-	R3SH
	19-21	-	-	ZS60-3211	R4SH	ZS60-3210	R4SH	-	R3SH
	04-05	ZS60-5111	L4SP	-	-	-	-	-	-
ZX-10R	06-15	ZS60-5111	L4SP	ZS60-3211	R4SH	ZS60-3210	R4SH	-	R3SH
	16-20	ZS60-5111	L4SP	ZS60-3811	R4SH	-	-	-	-
ZX-10RR	17-19	ZS60-5111	L4SP	ZS60-3811	R4SH	-	-	-	-
ZX-14R HiGrade/SE	16-22	-	-	ZS60-3811	R4SH	-	-	-	-
ZX-14R	06-19	-	-	ZS60-3211	R4SH	ZS60-3210	R4SH	-	R3SH
	03-06	ZS60-5111	L4SP	-	-	-	-	-	-
Z1000	07-16	ZS60-5111	L4SP	ZS60-3211	R4SH	ZS60-3210	R4SH	-	R3SH
	17-21	-	-	ZS60-3211	R4SH	ZS60-3210	R4SH	-	R3SH
Z1000R EDITION	20	-	-	ZS60-3211	R4SH	ZS60-3210	R4SH	-	R3SH
Z900RS	18-23	-	-	ZS60-3211	R4SH	ZS60-3210	R4SH	-	R3SH
Z900RS CAFÉ	18-23	-	-	ZS60-3211	R4SH	ZS60-3210	R4SH	-	R3SH
Z900RS SE	23	-	-	ZS60-3211	R4SH	ZS60-3210	R4SH	-	R3SH
	11-16	ZS60-5111	L4SP	ZS60-3211	R4SH	ZS60-3210	R4SH	-	R3SH
	17-19	-	-	ZS60-3211	R4SH	ZS60-3210	R4SH	-	R3SH
ZX-12R	00-06	ZS60-5111	L4SP	-	-	-	-	-	-
ZX-9R	00-03	ZS60-5111	L4SP	-	-	-	-	-	-
Z750	07-10	ZS60-5111	L4SP	-	-	-	-	-	-
VERSYS1000	12-14	ZS60-5111	L4SP	-	-	-	-	-	-
1400GTR /CONCOURS 14	08-22	-	-	ZS60-3211	R4SH	ZS60-3210	R4SH	-	R3SH
SUZUKI									
GSX-R750/600	04-05	-	-	ZS60-3411	R4SH	-	-	ZS60-3415	R3SH
	06-19	ZS60-5211	L4SP	ZS60-3411	R4SH	-	-	ZS60-3415	R3SH
GSX-R1000/R	05-06	ZS60-5211	L4SP	ZS60-3411	R4SH	-	-	ZS60-3415	R3SH
	09-22	ZS60-5211	L4SP	ZS60-3411	R4SH	-	-	ZS60-3415	R3SH
GSX-S1000/F	15-20	ZS60-5211	L4SP	ZS60-3411	R4SH	-	-	ZS60-3415	R3SH
	19-20	ZS60-5211	L4SP	ZS60-3411	R4SH	-	-	ZS60-3415	R3SH
KATANA	22	ZS60-5211	L4SP	-	-	-	-	-	-
B-KING	07-09	-	-	ZS60-3411	R4SH	-	-	ZS60-3415	R3SH
BMW									
S1000RR	10-14	-	-	ZS60-3411	R4SH	-	-	ZS60-3415	R3SH
	15-17	-	-	ZS60-3411	R4SH	-	-	ZS60-3415	R3SH
S1000R	14-17	-	-	ZS60-3411	R4SH	-	-	ZS60-3415	R3SH
HP4	13-14	-	-	ZS60-3411	R4SH	-	-	ZS60-3415	R3SH
DUCATI									
PANIGALE V4/S/R/S CORSE	18-22	ZS60-5851	L4SH	ZS60-3811	R4SH	-	-	-	-
PANIGALE V2	21-22	ZS60-5851	L4SH	ZS60-3811	R4SH	-	-	-	-
1299 PANIGALE/S	15-17	ZS60-5851	L4SH	ZS60-3811	R4SH	-	-	-	-
1199 PANIGALE/S/TRICOLELE	12-14	ZS60-5851	L4SH	ZS60-3811	R4SH	-	-	-	-
1199 PANIGALE R	13-17	ZS60-5851	L4SH	ZS60-3811	R4SH	-	-	-	-
959 PANIGALE	16-19	ZS60-5851	L4SH	ZS60-3811	R4SH	-	-	-	-
959 PANIGALE CORSE	18	ZS60-5851	L4SH	ZS60-3811	R4SH	-	-	-	-
899 PANIGALE	14-15	ZS60-5851	L4SH	ZS60-3811	R4SH	-	-	-	-
1198/1098/S/R	08-11	ZS60-5851	L4SH	ZS60-3811	R4SH	-	-	-	-
999/S/R	03-07	ZS60-5851	L4SH	ZS60-3811	R4SH	-	-	-	-
848/749/S/R/EVO/EVO CORSE SE	03-13	ZS60-5851	L4SH	ZS60-3811	R4SH	-	-	-	-
OTHER									
BREMBO RADIAL MASTER 19x20 for Ratio	-	ZS60-5711	L4SH	ZS60-3711	R4SH	-	-	-	-
BREMBO RADIAL MASTER 16x18 for Ratio	-	-	-	ZS60-3721	R4SH	ZS60-3720	R4SH	-	-
BREMBO RADIAL MASTER 19x18 for Ratio	-	ZS60-5721	L4SH	ZS60-3721	R4SH	ZS60-3720	R4SH	-	-
BREMBO RADIAL MASTER RCS	-	ZS60-3731	-	ZS60-3731	-	-	-	-	-
BREMBO RADIAL MASTER RCS Corsa Corta	-	ZS60-3741	-	ZS60-3741	-	-	-	-	-
NISSIN RADIAL CAST	-	-	-	ZS60-3411	R4SH	-	-	ZS60-3415	R3SH

CONTROL



LEVER



BODY



REPLACEMENT PARTS



Lever arm Clutch

Parts #	Type	Color
ZS60-5980	L4SH (4 Finger)	Ti-color
ZS60-5981	L4SH (4 Finger)	Black
ZS60-5990	L4SP (4 Finger)	Ti-color
ZS60-5991	L4SP (4 Finger)	Black
ZS60-5995	L3SP (3 Finger)	Ti-color
ZS60-5994	L3SP (3 Finger)	Black



Lever arm Brake

Parts #	Type	Color
ZS60-3990	R4SH (4 Finger)	Ti-color
ZS60-3991	R4SH (4 Finger)	Black
ZS60-3995	R3SH (3 Finger)	Ti-color
ZS60-3994	R3SH (3 Finger)	Black



ZX25R



Z900RS



XSR700



KATANA




TENERE 700



H2

Pilot LEVER
BRAKE/CLUTCH
LEVER

for SPORTS & STREET



ZS61-1410


ZS61-1015

ZETA

PILOT LEVER

- High quality CNC machined levers for sport bikes.
- Folding lever system to prevent lever breakage.
- Short lever arm for sport riding.
- Available in black and titanium anodized colors.

Application P228-229



FUNCTION



Folding UP / DOWNWARD

Lever swings upward or downward in the event of crash to prevent lever breakage.



Folding FORWARD

Lever swings forward in the event of crash to prevent lever breakage.



CNC Machined lever

Precision CNC machined finish to reduce weight and for better lever control.



Adjust knob

Provides more sensitive lever adjusting positions than OEM levers. (20 lever positions)

Pilot LEVER

BRAKE/CLUTCH LEVER SET

for SPORTS & STREET



Black



Ti-color

ZETA PILOT LEVER SET

- Pilot brake and clutch lever set.
- Available for HONDA, YAMAHA, KAWASAKI and SUZUKI famous models.

Bike	Year	Part #
		Black
HONDA		
CB1000R	18-22	ZS63-0011
CBR600RR	07-21	ZS63-0011
CBR600RR (USA)	07-22	ZS63-0011
CBR1000RR (USA)	21-22	ZS63-0011
CBR1000RR/SP/SP2	08-19	ZS63-0011
CBR1000RR-R	20	ZS63-0011
HAWK11	22	ZS63-0011
YAMAHA		
FZ-07	14-17	ZS63-0621
MT-07	14-22	ZS63-0621
FZ-09	14-17	ZS63-0621
	14-20	ZS63-0621
MT-09	21-22	ZS63-0611
MT-09SP	18	ZS63-0621
MT-09 TRACER	15-20	ZS63-0621
XSR700	16-22	ZS63-0621
XSR900	16-21	ZS63-0621
FZ6/R/FAZER	04-17	ZS63-0621
FZ8/N/S/FAZER	11-15	ZS63-0621
FZ1/N/S	06-16	ZS63-0621
XJ6	09-16	ZS63-0621
TENERE 700	20-22	ZS63-0621
YZF-R6	17-20	ZS63-0611
YZF-R1	15-22	ZS63-0611
YZF-R1M	15-22	ZS63-0611
YZF-R1S	16-18	ZS63-0611

Bike	Year	Part #	
		Ti-color	Black
KAWASAKI			
ZX-25R	21-22	-	ZS63-0221
ZX-25R SE	21-22	-	ZS63-0221
ZX-6R	19-22	-	ZS63-0211
NINJA650	17-22	-	ZS63-0221
NINJA1000	17-19	-	ZS63-0211
Z650	17-22	-	ZS63-0221
Z650RS	22	-	ZS63-0221
Z900	17-22	-	ZS63-0221
Z900RS	18-23	-	ZS63-0211
Z900RS CAFÉ	18-23	-	ZS63-0211
Z900RS SE	23	-	ZS63-0211
Z1000	17-21	-	ZS63-0211
Z1000R EDITION	20	-	ZS63-0211
VERSYS650	15-22	-	ZS63-0221
SUZUKI			
GSX-R600	06-19	ZS63-0418	ZS63-0411
GSX-R750	06-21	ZS63-0418	ZS63-0411
GSX-R1000/R	05-06	ZS63-0418	ZS63-0411
	09-22	ZS63-0418	ZS63-0411
GSX-S1000/F	15-20	ZS63-0418	ZS63-0411
KATANA	19-20	ZS63-0418	ZS63-0411

REPLACEMENT



Brake lever arm

Part #	Lever type	Color
ZS61-1980	R3WA	Ti-color
ZS61-1985	R3WA	Black
ZS61-1990	R3WB	Ti-color
ZS61-1995	R3WB	Black



Clutch lever arm

Part #	Lever type	Color
ZS61-2980	L3WA	Ti-color
ZS61-2985	L3WA	Black
ZS61-2990	L3WB	Ti-color
ZS61-2995	L3WB	Black



Adjustable Knob

Part #	Color
ZS61-9115	Gold

PILOT LEVER Clutch / Brake : YAMAHA / KAWASAKI APPLICATION

BIKE	Year	Clutch lever			Brake lever	
		Ti-color	Black	Lever Type	Black	Lever Type
HONDA						
CB400SS	02-08	-	-	-	ZS61-1435	R3WA
CB400SF/SB	97-16	-	-	-	ZS61-1435	R3WA
CB400SF/SB ABS	14-20	-	-	-	ZS61-1435	R3WA
CB650R	19-22	-	-	-	ZS61-1435	R3WA
CB750	07-08	-	-	-	ZS61-1435	R3WA
CB1000SF	92-97	-	ZS61-2025	L3WA	ZS61-1435	R3WA
	11-17	-	ZS61-2025	L3WA	ZS61-1015	R3WB
CB1000R	18-22	-	ZS61-2015	L3WA	ZS61-1015	R3WB
CB1100/EX/RS	10-20	-	ZS61-2025	L3WA	ZS61-1435	R3WA
	98-00	-	ZS61-2025	L3WA	-	R3WA
CB1300SF/SB/ST	01-02	-	ZS61-2025	L3WA	-	-
	03-19	-	ZS61-2025	L3WA	ZS61-1435	R3WA
CB1300SF SP	20	-	ZS61-2025	L3WA	ZS61-1435	R3WA
CB1300SUPER BOLD'OR SP	20	-	ZS61-2025	L3WA	ZS61-1435	R3WA
CBR600F4/F4I	99-06	-	-	-	ZS61-1435	R3WA
CBR650R	19-22	-	-	-	ZS61-1435	R3WA
	03-06	-	ZS61-2015	L3WA	-	-
CBR600RR	07-21	-	ZS61-2015	L3WA	ZS61-1015	R3WB
CBR600RR (USA)	07-22	-	ZS61-2015	L3WA	ZS61-1015	R3WB
CBR900RR	98-99	-	-	-	ZS61-1435	R3WA
CBR954RR	02-03	-	ZS61-2015	L3WA	-	-
CBR1000RR/SP/SP2	04-07	-	ZS61-2025	L3WA	ZS61-1015	R3WB
	08-19	-	ZS61-2015	L3WA	ZS61-1015	R3WB
CBR1000RR-R	20	-	ZS61-2015	L3WA	ZS61-1015	R3WB
CBR1000RR-R SP	20	-	ZS61-2015	L3WA	ZS61-1815	R3WB
CBR1000RR (USA)	21-22	-	ZS61-2015	L3WA	ZS61-1015	R3WB
CBR1000RR-R SP (USA)	21-22	-	ZS61-2015	L3WA	ZS61-1815	R3WB
CBR1100XX	97-06	-	ZS61-2025	L3WA	-	R3WA
HAWK11	22	-	ZS61-2015	L3WA	ZS61-1015	R3WB
X-4	97-03	-	ZS61-2025	L3WA	ZS61-1435	R3WA
VTR	98-17	-	-	-	ZS61-1435	R3WA
VTR1000F	98-05	-	ZS61-2025	L3WA	ZS61-1435	R3WA
VFR800	03-08	-	ZS61-2025	L3WA	ZS61-1435	R3WA
VFR800F/X	14-17	-	ZS61-2025	L3WA	ZS61-1435	R3WA
VFR1200X	14-17	-	ZS61-2025	L3WA	ZS61-1435	R3WA
VFR1200F	10-17	-	ZS61-2025	L3WA	-	-
RVF400	94-96	-	-	-	ZS61-1435	R3WA
NSR250R	87-96	-	-	-	ZS61-1435	R3WA
HORNET900	02-07	-	-	-	ZS61-1435	R3WA
HORNET600	98-02	-	-	-	ZS61-1435	R3WA
HORNET250	96-07	-	-	-	ZS61-1435	R3WA
DN-01	08	-	-	-	ZS61-1435	R3WA
NC700S/X	12-17	-	-	-	ZS61-1435	R3WA
NC750S/X	14-22	-	-	-	ZS61-1435	R3WA
X-ADV (FRONT)	17-19	-	-	-	ZS61-1435	R3WA
CRF1000L	16-19	-	-	-	ZS61-1435	R3WA
YAMAHA						
V-MAX	09-20	-	ZS61-2615	L3WA	ZS61-1615	R3WB
NIKEN	19-20	-	ZS61-2625	L3WA	ZS61-1625	R3WA
NIKENGTT	19-20	-	ZS61-2625	L3WA	ZS61-1625	R3WA
FZ-07	14-17	-	ZS61-2415	L3WA	ZS61-1625	R3WA
MT-07	14-22	-	ZS61-2415	L3WA	ZS61-1625	R3WA
FZ-09	14-17	-	ZS61-2415	L3WA	ZS61-1625	R3WA
	14-20	-	ZS61-2415	L3WA	ZS61-1625	R3WA
MT-09	21-22	-	ZS61-2415	L3WA	ZS61-1635	R3WB
	18	-	ZS61-2415	L3WA	ZS61-1625	R3WA
MT-09SP	21-22	-	ZS61-2625	L3WA	ZS61-1635	R3WB
MT-09 TRACER	15-17	-	ZS61-2415	L3WA	ZS61-1625	R3WA
TRACER900	18-20	-	ZS61-2415	L3WA	ZS61-1625	R3WA
TRACER900 GT	19-20	-	ZS61-2625	L3WA	ZS61-1625	R3WA
	21-22	-	ZS61-2625	L3WA	ZS61-1635	R3WB
MT-01	05-09	-	ZS61-2615	L3WA	ZS61-1615	R3WB
FZ-10	17	-	ZS61-2625	L3WA	ZS61-1625	R3WA
	17-21	-	ZS61-2625	L3WA	ZS61-1625	R3WA
MT-10	22	-	ZS61-2625	L3WA	-	-
MT-10SP	17	-	ZS61-2625	L3WA	ZS61-1625	R3WA
XSR700	16-22	-	ZS61-2415	L3WA	ZS61-1625	R3WA
XSR900	16-21	-	ZS61-2415	L3WA	ZS61-1625	R3WA
	22	-	ZS61-2625	L3WA	-	-
	99-04	-	ZS61-2415	L3WA	-	-
YZF-R6	05-16	-	ZS61-2415	L3WA	ZS61-1615	R3WB
	17-20	-	ZS61-2415	L3WA	ZS61-1635	R3WB
YZF-R7	22	-	ZS61-2415	L3WA	-	-
	00-03	-	ZS61-2415	L3WA	-	-
YZF-R1	04-14	-	ZS61-2415	L3WA	ZS61-1615	R3WB
	15-22	-	ZS61-2415	L3WA	ZS61-1635	R3WB

BIKE	Year	Clutch lever			Brake lever	
		Ti-color	Black	Lever Type	Black	Lever Type
YAMAHA						
YZF-R1M	15-22	-	ZS61-2415	L3WA	ZS61-1635	R3WB
YZF-R1S	16-18	-	ZS61-2415	L3WA	ZS61-1635	R3WB
FZ6/R/FAZER	21-17	-	ZS61-2415	L3WA	ZS61-1625	R3WA
FZ8/N/S/FAZER	11-15	-	ZS61-2415	L3WA	ZS61-1625	R3WA
FZ1/N/S	06-16	-	ZS61-2415	L3WA	ZS61-1625	R3WA
XJR400/R/R II	93-07	-	-	-	ZS61-1445	R3WA
XJR1200/1300	94-15	-	ZS61-2615	L3WA	ZS61-1445	R3WA
XJR1300C	15-16	-	ZS61-2615	L3WA	ZS61-1625	R3WA
XJ6	09-16	-	ZS61-2415	L3WA	ZS61-1625	R3WA
FJR1300	01-02	-	ZS61-2615	L3WA	ZS61-1445	R3WA
	03-19	-	ZS61-2615	L3WA	ZS61-1625	R3WA
FJR1300ES	20-22	-	ZS61-2615	L3WA	ZS61-1625	R3WA
XT660Z TENERE	08-15	-	-	-	ZS61-1625	R3WA
TENERE 700	20-22	-	ZS61-2415	L3WA	ZS61-1625	R3WA
XT1200Z SUPER TENERE/ES	10-22	-	-	-	ZS61-1625	R3WA
TDM850	97-01	-	-	-	ZS61-1445	R3WA
TDM900	02-03	-	-	-	ZS61-1445	R3WA
TDM900	04-09	-	-	-	ZS61-1625	R3WA
TRX850	95-99	-	-	-	ZS61-1445	R3WA
TZR250R/RS/SP/SPR	90-95	-	-	-	ZS61-1445	R3WA
KAWASAKI						
ZX-25R	21-22	-	ZS61-2235	L3WA	ZS61-1215	R3WA
ZX-25R SE	21-22	-	ZS61-2235	L3WA	ZS61-1215	R3WA
	02-04	ZS61-2210	ZS61-2215	L3WA	ZS61-1445	R3WA
ZX-6R	05-06	ZS61-2210	ZS61-2215	L3WA	-	-
	07-18	ZS61-2210	ZS61-2215	L3WA	ZS61-1015	R3WB
	19-22	-	ZS61-2235	L3WA	ZS61-1015	R3WB
ZX-7R	00-02	-	ZS61-2615	L3WA	-	-
ZX-9R	00-03	ZS61-2210	ZS61-2215	L3WA	-	-
	04-05	ZS61-2210	ZS61-2215	L3WA	-	-
ZX-10R	06-15	ZS61-2210	ZS61-2215	L3WA	ZS61-1015	R3WB
	16-20	ZS61-2210	ZS61-2215	L3WA	ZS61-1815	R3WB
ZX-10RR	17-19	ZS61-2210	ZS61-2215	L3WA	ZS61-1815	R3WB
ZX-11	97-01	-	ZS61-2615	L3WA	ZS61-1445	R3WA
ZX-12R	00-07	ZS61-2210	ZS61-2215	L3WA	ZS61-1445	R3WA
ZX-14R	06-19	-	ZS61-2225	L3WB	ZS61-1015	R3WB
ZX-14R/HiGrade/SE	16-22	-	ZS61-2225	L3WB	ZS61-1815	R3WB
NINJA400/R	11-17	-	ZS61-2235	L3WA	-	R3WA
NINJA650/R	09-16	-	ZS61-2235	L3WA	-	R3WA
	17-22	-	ZS61-2235	L3WA	ZS61-1215	R3WA
NINJA1000	11-16	ZS61-2210	ZS61-2215	L3WA	ZS61-1015	R3WB
	17-19	-	ZS61-2235	L3WA	ZS61-1015	R3WB
NINJA1000SX	20-23	-	ZS61-2235	L3WA	-	-
H2	15-21	ZS61-2810	ZS61-2815	L3WB	ZS61-1815	R3WB
H2R	15-20	ZS61-2810	ZS61-2815	L3WB	ZS61-1815	R3WB
H2 CARBON	19-21	ZS61-2810	ZS61-2815	L3WB	ZS61-1815	R3WB
Z H2 SE	21-22	-	-	-	ZS61-1815	R3WB
GPZ900R	91-03	-	ZS61-2615	L3WA	ZS61-1445	R3WA
ZRX400/II	94-08	-	-	-	ZS61-1445	R3WA
ZRX1100/1200DAEG	97-16	-	ZS61-2615	L3WA	ZS61-1445	R3WA
ZEPHER/x	89-06	-	ZS61-2235	L3WA	ZS61-1445	R3WA
ZEPHER750	91-06	-	ZS61-2235	L3WA	ZS61-1445	R3WA
ZEPHER1100/RS	92-06	-	ZS61-2615	L3WA	ZS61-1445	R3WA
Z650	17-22	-	ZS61-2235	L3WA	ZS61-1215	R3WA
Z650RS	22	-	ZS61-2235	L3WA	ZS61-1215	R3WA
Z750	04-05	-	ZS61-2235	L3WA	ZS61-1445	R3WA
	07-10	ZS61-2210	ZS61-2215	L3WA	-	-
Z750S	04-07	-	ZS61-2235	L3WA	ZS61-1445	R3WA
Z800	13-16	ZS61-2210	ZS61-2215	L3WA	-	-
Z900	17-22	-	ZS61-2235	L3WA	ZS61-1215	R3WA
Z900RS	18-23	-	ZS61-2235	L3WA	ZS61-1015	R3WB
Z900RS CAFÉ	18-23	-	ZS61-2235	L3WA	ZS61-1015	R3WB
Z900RS SE	23	-	ZS61-2235	L3WA	ZS61-1015	R3WB
Z1000	03-06	ZS61-2210	ZS61-2215	L3WA	ZS61-1445	R3WA
	07-16	ZS61-2210	ZS61-2215	L4WA	ZS61-1015	R3WB
	17-21	-	ZS61-2235	L3WA	ZS61-1015	R3WB
Z1000R EDITION	20	-	ZS61-2235	L3WA	ZS61-1015	R3WB
ZZR250/400	90-07	-	-	-	ZS61-1445	R3WA
	02-03	-	ZS61-2615	L3WA	ZS61-1445	R3WA
ZZR1200	04-05	-	-	-	ZS61-1445	R3WA
1400GTR / CONCOURS 14	08-22	-	ZS61-2225	L3WB	ZS61-1015	R3WB
ZR-7S	99-05	-	ZS61-2235	L3WA	ZS61-1445	R3WA
VERSYS1000	12-14	ZS61-2210	ZS61-2215	L3WA	ZS61-1445	R3WA
	15-18	-	ZS61-2235	L3WA	-	R3WA
	07-08	-	ZS61-2235	L3WA	ZS61-1445	R3WA
VERSYS650	09-14	-	ZS61-2235	L3WA	-	R3WA
	15-22	-	ZS61-2235	L3WA	ZS61-1215	R3WA
ER-6N/F	06-08	-	ZS61-2235	L3WA	ZS61-1445	R3WA
	09-14	-	ZS61-2235	L3WA	-	R3WA
BALIUS/II	91-07	-	ZS61-2235	L3WA	ZS61-1445	R3WA

PILOT LEVER Clutch / Brake : SUZUKI / DUCATI / TRIUMPH / BMW / KTM / NISSIN APPLICATION

BIKE	Year	Clutch lever			Brake lever	
		Ti-color	Black	Lever Type	Black	Lever Type
SUZUKI						
GSX-R600	04-05	-	-	-	ZS61-1415	R3WB
	06-19	-	ZS61-2415	L3WA	ZS61-1415	R3WB
GSX-S750	17-21	-	-	-	ZS61-1445	R3WA
GSX-R750	04-05	-	-	-	ZS61-1415	R3WB
	06-19	-	ZS61-2415	L3WA	ZS61-1415	R3WB
GSX-R1000/R	01-04	-	-	-	ZS61-1445	R3WA
	05-06	-	ZS61-2415	L3WA	ZS61-1415	R3WB
	07-08	-	ZS61-2425	L3WA	ZS61-1415	R3WB
	09-22	-	ZS61-2415	L3WA	ZS61-1415	R3WB
GSX-S1000/F	15-20	-	ZS61-2415	L3WA	ZS61-1415	R3WB
GSX-S1000	22	-	ZS61-2415	L3WA	ZS61-1445	R3WA
GSX-R1100W	93-98	-	-	-	ZS61-1445	R3WA
GSX1300R HAYABUSA	99-19	-	ZS61-2425	L3WA	ZS61-1445	R3WA
HAYABUSA	21	-	ZS61-2425	L3WA	ZS61-1415	R3WB
GSX1400	01-08	-	ZS61-2425	L3WA	ZS61-1445	R3WA
GSF1200	95-97	-	-	-	ZS61-1445	R3WA
GS1200SS	01-02	-	ZS61-2425	L3WA	ZS61-1445	R3WA
GSR400/600/ABS	06-15	-	-	-	ZS61-1445	R3WA
GSR750ABS	13-16	-	-	-	ZS61-1445	R3WA
GSX400 IMPULSE	94-07	-	-	-	ZS61-1445	R3WA
GSX250S KATANA	91-96	-	-	-	ZS61-1445	R3WA
GSX400S KATANA	92	-	-	-	ZS61-1445	R3WA
	19-20	-	ZS61-2415	L3WA	ZS61-1415	R3WB
KATANA	22	-	ZS61-2415	L3WA	ZS61-1445	R3WA
BANDIT250/400/V	89-00	-	-	-	ZS61-1445	R3WA
BANDIT1200/1250/S/F	01-16	-	ZS61-2425	L3WA	ZS61-1445	R3WA
B-KING	07-09	-	-	-	ZS61-1415	R3WB
INAZUMA400	97-01	-	-	-	ZS61-1445	R3WA
INAZUMA1200	98-99	-	-	-	ZS61-1445	R3WA
TL1000R	98-03	-	ZS61-2425	L3WA	ZS61-1445	R3WA
TL1000S	97-01	-	-	-	ZS61-1445	R3WA
SV1000S	03-07	-	ZS61-2425	L3WA	ZS61-1445	R3WA
GLADIUS400/ABS	10-15	-	-	-	ZS61-1445	R3WA
GLADIUS650/ABS	09-16	-	-	-	ZS61-1445	R3WA
SV400/650/S	99-05	-	-	-	ZS61-1445	R3WA
SV650/X	16-22	-	-	-	ZS61-1445	R3WA
GOOSE250/350	92-00	-	-	-	ZS61-1445	R3WA
RGV250 y	88-95	-	-	-	ZS61-1445	R3WA
V-STORM 650/ABS/XT	04-21	-	-	-	ZS61-1445	R3WA
V-STORM 1000/XT	07-19	-	ZS61-2425	L3WA	ZS61-1445	R3WA
V-STORM 1050XT	20-21	-	ZS61-2425	L3WA	ZS61-1445	R3WA
DUCATI						
PANIGALE V4/S/R/S CORSE	18-22	ZS61-2810	ZS61-2815	L3WB	ZS61-1815	R3WB
PANIGALE V2	21-22	ZS61-2810	ZS61-2815	L3WB	ZS61-1815	R3WB
1299 PANIGALE/S	15-17	ZS61-2810	ZS61-2815	L3WB	ZS61-1815	R3WB
1199 PANIGALE/S/TRICOLORE	12-14	ZS61-2810	ZS61-2815	L3WB	ZS61-1815	R3WB
1199 PANIGALE R	13-17	ZS61-2810	ZS61-2815	L3WB	ZS61-1815	R3WB
959 PANIGALE	16-19	ZS61-2810	ZS61-2815	L3WB	ZS61-1815	R3WB
959 PANIGALE CORSE	18	ZS61-2810	ZS61-2815	L3WB	ZS61-1815	R3WB
899 PANIGALE	14-15	ZS61-2810	ZS61-2815	L3WB	ZS61-1815	R3WB
1198/1098/S/R	08-11	ZS61-2810	ZS61-2815	L3WB	ZS61-1815	R3WB
999/S/R	03-07	ZS61-2810	ZS61-2815	L3WB	ZS61-1815	R3WB
848/749/S/R/EVO/EVO CORSE SE	03-13	ZS61-2810	ZS61-2815	L3WB	ZS61-1815	R3WB
SUPERSPORT /S	17-20	-	-	-	ZS61-1815	R3WB
STREETFIGHTER/S	10-13	ZS61-2810	ZS61-2815	L3WB	ZS61-1815	R3WB
STREETFIGHTER 848	12-15	ZS61-2810	ZS61-2815	L3WB	ZS61-1815	R3WB
STREETFIGHTER V4/S	21	ZS61-2810	ZS61-2815	L3WB	ZS61-1815	R3WB
HYPERMOTARD1100/S/EVO	08-12	ZS61-2810	ZS61-2815	L3WB	ZS61-1815	R3WB
HYPERMOTARD950/SP	19-22	ZS61-2810	ZS61-2815	L3WB	ZS61-1815	R3WB
MONSTER	22	ZS61-2810	ZS61-2815	L3WB	ZS61-1815	R3WB
MONSTER+	22	ZS61-2810	ZS61-2815	L3WB	ZS61-1815	R3WB
MONSTER937+	21	ZS61-2810	ZS61-2815	L3WB	ZS61-1815	R3WB
MONSTER1200/S/R	14-21	ZS61-2810	ZS61-2815	L3WB	ZS61-1815	R3WB
MONSTER1100S/EVO	08-13	ZS61-2810	ZS61-2815	L3WB	ZS61-1815	R3WB
MONSTER S4RS	06-08	ZS61-2810	ZS61-2815	L3WB	ZS61-1815	R3WB

BIKE	Year	Clutch lever			Brake lever	
		Ti-color	Black	Lever Type	Black	Lever Type
DUCATI						
MONSTER S4R	07	ZS61-2810	ZS61-2815	L3WB	ZS61-1815	R3WB
MULTISTRADA1260/ENDURO	21	ZS61-2810	ZS61-2815	L3WB	ZS61-1815	R3WB
MULTISTRADA1260/S/PIKES PEAK/D Air	18-20	ZS61-2810	ZS61-2815	L3WB	ZS61-1815	R3WB
MULTISTRADA1200/S/PIKES PEAK/ENDURO/ENDURO PRO	10-19	ZS61-2810	ZS61-2815	L3WB	ZS61-1815	R3WB
MULTISTRADA950/S	19-21	ZS61-2810	ZS61-2815	L3WB	ZS61-1815	R3WB
MULTISTRADA V2	22	ZS61-2810	ZS61-2815	L3WB	ZS61-1815	R3WB
MULTISTRADA V2S	22	ZS61-2810	ZS61-2815	L3WB	ZS61-1815	R3WB
MULTISTRADA V4	21-22	ZS61-2810	ZS61-2815	L3WB	ZS61-1815	R3WB
MULTISTRADA V4S	21-22	ZS61-2810	ZS61-2815	L3WB	ZS61-1815	R3WB
X DIAVEL/S	17-21	ZS61-2810	ZS61-2815	L3WB	ZS61-1815	R3WB
DIAVEL1260/S	20-22	ZS61-2810	ZS61-2815	L3WB	ZS61-1815	R3WB
DIAVEL	11-18	ZS61-2810	ZS61-2815	L3WB	ZS61-1815	R3WB
DIAVEL STRADA	13	ZS61-2810	ZS61-2815	L3WB	ZS61-1815	R3WB
DIAVEL CARBON	12-18	ZS61-2810	ZS61-2815	L3WB	ZS61-1815	R3WB
DIAVEL DARK	13	ZS61-2810	ZS61-2815	L3WB	ZS61-1815	R3WB
TRIUMPH						
BONNEVILLE	11-15	ZS61-2830	-	L3WB	-	-
BONNEVILLE SE	09-12	ZS61-2830	-	L3WB	-	-
BONNEVILLE T100	01-15	ZS61-2830	-	L3WB	-	-
DAYTONA 675	06-12	ZS61-2830	-	L3WB	ZS61-1415	R3WB
	13-15	ZS61-2830	-	L3WB	ZS61-1815	R3WB
DAYTONA 675 R	11-15	ZS61-2830	-	L3WB	ZS61-1815	R3WB
DAYTONA 675 SE	11	ZS61-2830	-	L3WB	ZS61-1415	R3WB
DAYTONA595&955	97-00	ZS61-2830	-	L3WB	-	-
DAYTONA600&650	04-05	ZS61-2830	-	L3WB	-	-
DAYTONA955	01-05	ZS61-2830	-	L3WB	-	-
SCRAMBLER	06-16	ZS61-2830	-	L3WB	-	-
SPEED FOUR	03-05	ZS61-2830	-	L3WB	-	-
SPEED TRIPLE (T509)	97	ZS61-2830	-	L3WB	-	-
	98-07	ZS61-2830	-	L3WB	-	-
SPEED TRIPLE	08-10	ZS61-2830	-	L3WB	ZS61-1415	R3WB
	11-15	ZS61-2830	-	L3WB	ZS61-1815	R3WB
	12-15	ZS61-2830	-	L3WB	ZS61-1815	R3WB
SPEED TRIPLE R	16-17	-	-	-	ZS61-1815	R3WB
	16-17	-	-	-	ZS61-1815	R3WB
SPEED TRIPLE S	16-17	-	-	-	ZS61-1815	R3WB
SPRINT GT	11-12	ZS61-2830	-	L3WB	-	-
SPRINT RS	00-04	ZS61-2830	-	L3WB	-	-
SPRINT ST	99-12	ZS61-2830	-	L3WB	-	-
SPRINT ST 1050	07	ZS61-2830	-	L3WB	-	-
STREET TRIPLE	11-12	ZS61-2830	-	L3WB	-	-
STREET TRIPLE 85	13-16	ZS61-2830	-	L3WB	-	-
STREET TRIPLE S	17	ZS61-2830	-	L3WB	-	-
STREET TRIPLE675	08-10	ZS61-2830	-	L3WB	-	-
STREET TRIPLE675R	09-16	ZS61-2830	-	L3WB	ZS61-1415	R3WB
THRUXTON	04-16	ZS61-2830	-	L3WB	-	-
THRUXTON R	16-17	-	-	-	ZS61-1815	R3WB
TIGER 1050	07-12	ZS61-2830	-	L3WB	-	-
TIGER 1050 SE	11-12	ZS61-2830	-	L3WB	-	-
TIGER 800	11-14	ZS61-2830	-	L3WB	-	-
TIGER 800 XC	11-14	ZS61-2830	-	L3WB	-	-
TT600	00-03	ZS61-2830	-	L3WB	-	-
BMW						
S1000RR	10-17	-	-	-	ZS61-1415	R3WB
S1000R	14-17	-	-	-	ZS61-1415	R3WB
KTM						
RC8/R	08-16	-	-	-	ZS61-1815	R3WB
1290 SUPER DUKE R	15-20	-	-	-	ZS61-1815	R3WB
1290 SUPER DUKE RS/GT	16-20	-	-	-	ZS61-1815	R3WB
990 SUPER DUKE/R	06-12	-	-	-	ZS61-1815	R3WB
690 DUKE R	10-17	-	-	-	ZS61-1815	R3WB
OTHER						
NISSIN RADIAL CAST	-	-	ZS61-2225	L3WB	ZS61-1415	R3WB
NISSIN RS-TYPE	-	-	-	-	ZS61-1445	R3WA



CONTROL



LEVER



BODY



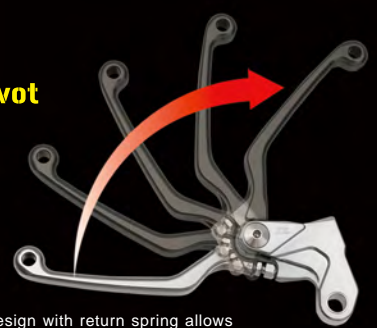


ZETA PIVOT LEVER SET STREET

- Pivot lever set for sport bike.
- CNC Machined aluminum folding levers.
- The pivot design allows the lever to fold outward to prevent bending or breaking in the event of a crash.
- Made of CNC machined aircraft grade aluminum.
- Available titanium and black anodized colors.

Bike	Year	Set		Clutch			Brake		
		Black	4 Finger	3 Finger	Type	4 Finger	3 Finger	Type	
HONDA									
GROM	13-23	ZS62-1020	ZE42-4115	-	K	ZE41-4145	ZE41-3145	K	
MONKEY125	19-22	ZS62-1020	ZE42-4115	-	K	ZE41-4145	ZE41-3145	K	
SUPER CUB C125	19-23	-	-	-	-	ZE41-4145	ZE41-3145	K	
CB125R	18-21	ZS62-1020	ZE42-4115	-	K	ZE41-4145	ZE41-3145	K	
CB250R	18-19	ZS62-1020	ZE42-4115	-	K	ZE41-4145	ZE41-3145	K	
CB300R	19-22	ZS62-1020	ZE42-4115	-	K	ZE41-4145	ZE41-3145	K	
CB250F	14-17	ZS62-1020	ZE42-4115	-	K	ZE41-4145	ZE41-3145	K	
CB300F	15-21	ZS62-1020	ZE42-4115	-	K	ZE41-4145	ZE41-3145	K	
CB400F	13-16	ZS62-1020	ZE42-4115	-	K	ZE41-4145	ZE41-3145	K	
CB500F	13-19	ZS62-1020	ZE42-4115	-	K	ZE41-4145	ZE41-3145	K	
	22	ZS62-1010	ZE42-4115	-	K	ZE41-4298	-	M	
CB500X	13-21	ZS62-1020	ZE42-4115	-	K	ZE41-4145	ZE41-3145	K	
	22	ZS62-1010	ZE42-4115	-	K	ZE41-4298	-	M	
CB400FOUR	97-98	-	-	-	-	ZE41-4298	-	M	
CB400SS	02-08	-	-	-	-	ZE41-4298	-	M	
CBR125R	11-17	-	-	-	-	ZE41-4145	ZE41-3145	K	
CBR250R	11-18	ZS62-1020	ZE42-4115	-	K	ZE41-4145	ZE41-3145	K	
CBR300R	15-22	ZS62-1020	ZE42-4115	-	K	ZE41-4145	ZE41-3145	K	
CBR400R	13-21	ZS62-1020	ZE42-4115	-	K	ZE41-4145	ZE41-3145	K	
CBR500R	13-21	ZS62-1020	ZE42-4115	-	K	ZE41-4145	ZE41-3145	K	
	22	ZS62-1010	ZE42-4115	-	K	ZE41-4298	-	M	
CBR250RR	17-22	ZS62-1030	-	-	K	-	-	K	
CBR400RR	88-94	-	-	-	-	ZE41-4298	-	M	
400X	13-21	ZS62-1020	ZE42-4115	-	K	ZE41-4145	ZE41-3145	K	
RVF400	94-96	-	-	-	-	ZE41-4298	-	M	
VTR/VTR-F	98-17	ZS62-1010	ZE42-4115	-	K	ZE41-4298	-	M	
HORNET250	96-07	-	-	-	-	ZE41-4298	-	M	
NSR250R	89-96	ZS62-1010	ZE42-4115	-	K	ZE41-4298	-	M	
NC700S/X	12-15	ZS62-1010	ZE42-4115	-	K	ZE41-4298	-	M	
	16-17	-	-	-	-	ZE41-4298	-	M	
NC750S/X	14-15	ZS62-1010	ZE42-4115	-	K	ZE41-4298	-	M	
	16-22	-	-	-	-	ZE41-4298	-	M	
ADV150 (FRONT)	20	-	-	-	-	ZE41-4145	ZE41-3145	K	
X-ADV (FRONT)	17-19	-	-	-	-	ZE41-4298	-	M	
REBEL250	17-22	ZS62-1010	ZE42-4115	-	K	ZE41-4298	-	M	
REBEL300	17-22	ZS62-1010	ZE42-4115	-	K	ZE41-4298	-	M	
REBEL500	17-22	ZS62-1010	ZE42-4115	-	K	ZE41-4298	-	M	
YAMAHA									
MT-25	16-22	ZS62-1610	-	-	K	-	-	M	
MT-03	16-22	ZS62-1610	-	-	K	-	-	M	
YZF-R25	15-22	ZS62-1610	-	-	K	-	-	M	
YZF-R3	15-22	ZS62-1610	-	-	K	-	-	M	
TZR250/R/RS/SPR	90-95	-	-	-	-	ZE41-4299	-	M	
XJR/400R/RII	01-07	-	-	-	-	ZE41-4299	-	M	
KAWASAKI									
NINJA 250SL	15-18	ZS62-1210	ZE42-4127	ZE42-3127	K	ZE41-4145	ZE41-3145	K	
NINJA 250R	08-22	ZS62-1210	ZE42-4127	ZE42-3127	K	ZE41-4145	ZE41-3145	K	
NINJA 300	13-16	ZS62-1210	ZE42-4127	ZE42-3127	K	ZE41-4145	ZE41-3145	K	
NINJA 400	18-23	ZS62-1210	ZE42-4127	ZE42-3127	K	ZE41-4145	ZE41-3145	K	
Z250/300	13-22	ZS62-1210	ZE42-4127	ZE42-3127	K	ZE41-4145	ZE41-3145	K	
Z400	19-23	ZS62-1210	ZE42-4127	ZE42-3127	K	ZE41-4145	ZE41-3145	K	
ZZR250	90-07	-	-	-	-	ZE41-4299	-	M	
ZZR400	90-06	-	-	-	-	ZE41-4299	-	M	
ZRX400/II	94-08	-	-	-	-	ZE41-4299	-	M	
ZEPHYR/X	89-06	-	-	-	-	ZE41-4299	-	M	
BALIUS/II	91-07	-	-	-	-	ZE41-4299	-	M	
VERSYS-X250	17-19	ZS62-1210	ZE42-4127	ZE42-3127	K	ZE41-4145	ZE41-3145	K	
VERSYS-X250 TOURER	20-22	ZS62-1210	ZE42-4127	ZE42-3127	K	ZE41-4145	ZE41-3145	K	
VERSYS-X300	17-22	ZS62-1210	ZE42-4127	ZE42-3127	K	ZE41-4145	ZE41-3145	K	
SUZUKI									
RGV250 GANMA	88-95	-	-	-	-	ZE41-4299	-	M	
GOOSE250/350	92-00	-	-	-	-	ZE41-4299	-	M	
BANDIT250/400/V	89-00	-	-	-	-	ZE41-4299	-	M	
SV400/S	99-05	-	-	-	-	ZE41-4299	-	M	
INAZUMA400	97-01	-	-	-	-	ZE41-4299	-	M	

Pivot



Pivot design with return spring allows the lever to fold outward to prevent bending or breaking.

Adjustable



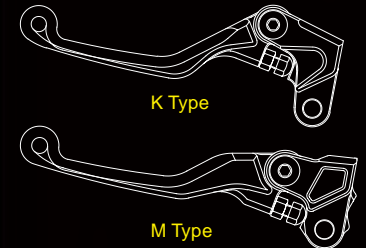
Adjustable reach system provides the perfect lever position for all riders.

CNC Machined lever arm



Machined ZETA logo provides better lever grip.

Lever Type



Replacement parts



Brake Lever Arm

Part #	Color	Type
ZE41-3100	Ti-color	3 Finger
ZE41-31001	Black	K Type
ZE41-4100	Ti-color	4 Finger
ZE41-41001	Black	K Type
ZE41-3200	Ti-color	3 Finger
ZE41-32001	Black	M Type
ZE41-4200	Ti-color	4 Finger
ZE41-42001	Black	M Type

Clutch Lever Arm

Part #	Color	Type
ZE42-3100	Ti-color	3 Finger
ZE42-31001	Black	K Type
ZE42-4100	Ti-color	4 Finger
ZE42-41001	Black	K Type

Mount Kit
ZE41-0190 Brake
ZE42-0190 Clutch

Brake Sensor
ZE41-0192

FLIGHT LEVER GUARD



ZS72-1142



ZS72-1162

for RACING

ZETA

FLIGHT LEVER GUARD

- Lever guard redesigned for race.
- Polymer lever guard has high strength and excellent flexibility.
- Steel bar ends and inner brackets provide the effect of balancer weights and contribute to vibration countermeasures.
- Installation workability has also improved.
- It is a true race part which does not have the adjustment mechanism with the setting of only the right side.

Part #	Inner diameter
ZS72-1142	14 mm (14 - 15.5 mm)
ZS72-1162	16 mm (16 - 17.5 mm)



Replacement Arm
Parts # ZS72-1190

CONTROL



LEVER



BODY



Gold



Black



Ti-color


for RACING /STREET

ZETA

LEVER GUARD

- Lever guard prevents accidental brake lever incidents at the race, track day or street riding.
- Made of A7009-T6 aluminum for durable construction, with length adjustable function to fit most bikes.
- Can also be used for clutch lever side by changing the part direction.
- Available Gold and Titanium colors.
- Sold by unit quantity (One side only)
- Can be used for handlebar with inner diameter from 13.5 mm to 19 mm.

Part #	Color
ZS72-1000	Black
ZS72-1004	Gold
ZS72-1008	Ti-color



Replacement Arm
Parts # ZS72-1094



Ninja 250R, Ninja 250/300



CT125



ZETA

FORK TOP CAP INITIAL ADJUSTER

- Top cap initial adjuster for Ninja 250/300, YZF-R25/R3 and CT125.
- Allows you to adjust spring pre load.
- Pre load adjustable range is -5mm to +10mm, provides pre load setting for racing use and soften for light weight riders.
- Integrated air bleeder, bleeds high pressure air without any tools from the front fork after hard and high speed riding.
- * Ninja 250/300 required to change handlebar to clip on handlebar for installation.

	Bike	Year	Part #
HONDA	CT125	20-22	ZE56-10540
YAMAHA	SEROW250	05-20	ZE56-10524
	XT250X	06-17	ZE56-10524
KAWASAKI	KLX230	20-22	ZE56-10535
	KLX230R	20-22	ZE56-10535
	KLX230R S	22-23	ZE56-10535



CT125

CONTROL



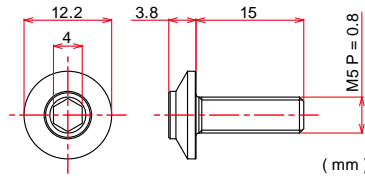
LEVER



BODY



YZF-R25



ZETA

SCREEN BOLT KIT

- High strength aluminum alloy and anodized finish.
- Easily reduce weight, and dress-up by simply replacing the stock bolt.
- Two colors options, black and red, easy to match to any models.



Part #		pcs
Black	Red	
ZS88-1040	ZS88-1042	4
ZS88-1060	ZS88-1062	6



ZETA

SWING ARM SPOOL

- CNC machined aluminum swing arm spool.
- Can be used with most street racing stands available on the market.
- Available in M6, M8 and M10 bolt sizes to fit most Japanese street bikes.
- Available in titanium and gold colors.
- Comes in pairs.

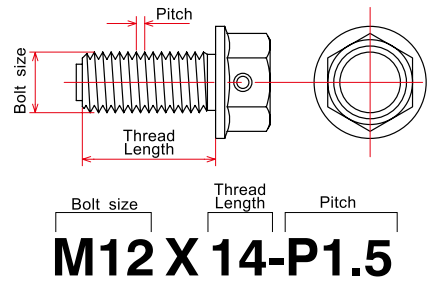
SWING ARM SPOOL		Gold	Ti-Color
M8	HONDA/SUZUKI	ZS93-1104	ZS93-1108
M6	YAMAHA	ZS93-1404	ZS93-1408



Red



Blue



M12 X 14-P1.5

ZETA
MAGNETIC DRAIN BOLT

- Magnetic drain bolt for Sport bikes.
- Designed to pick up excess bits of metal in your engine oil.
- Made of 7000 grade aluminum. Light weight design.
- Press fit magnet on the drain plugs.
- Includes safety wire holes to prevent misplaced part.
- Available in blue, red anodized colors.

Bike	Year	Size	Color	
			Blue	Red
HONDA				
CB125R	18	M12X15-P1.5	ZE58-1522	ZE58-1523
CBR125R	13-14	M12X15-P1.5	ZE58-1522	ZE58-1523
GROM/MSX125	13-22	M12X15-P1.5	ZE58-1522	ZE58-1523
MONKEY125	19-22	M12X15-P1.5	ZE58-1522	ZE58-1523
VTR/F	98-17	M12X15-P1.5	ZE58-1522	ZE58-1523
CBR250R	11-17	M12X15-P1.5	ZE58-1522	ZE58-1523
CBR250RR	90-99	M14X14-P1.5	ZE58-1622	ZE58-1623
	17-20	M12X15-P1.5	ZE58-1522	ZE58-1523
CB250F	14-17	M12X15-P1.5	ZE58-1522	ZE58-1523
CB250R	18-19	M12X15-P1.5	ZE58-1522	ZE58-1523
CB300F	15-18	M12X15-P1.5	ZE58-1522	ZE58-1523
CB300R	19-20	M12X15-P1.5	ZE58-1522	ZE58-1523
CBR300R	15-18	M12X15-P1.5	ZE58-1522	ZE58-1523
400X	13-21	M12X15-P1.5	ZE58-1522	ZE58-1523
CB400F	13-16	M12X15-P1.5	ZE58-1522	ZE58-1523
CB400SF	92-20	M12X15-P1.5	ZE58-1522	ZE58-1523
CBR400R	13-21	M12X15-P1.5	ZE58-1522	ZE58-1523
CBR400RR	90-99	M12X15-P1.5	ZE58-1522	ZE58-1523
RVF400	94-01	M12X15-P1.5	ZE58-1522	ZE58-1523
VFR400R	89-93	M12X15-P1.5	ZE58-1522	ZE58-1523
CB500F	13-19	M12X15-P1.5	ZE58-1522	ZE58-1523
CB500X	13-19	M12X15-P1.5	ZE58-1522	ZE58-1523
CBR500R	13-19	M12X15-P1.5	ZE58-1522	ZE58-1523
CBR600F	91-06	M12X15-P1.5	ZE58-1522	ZE58-1523
CBR600SE	98	M12X15-P1.5	ZE58-1522	ZE58-1523
CBR600SJR	96	M12X15-P1.5	ZE58-1522	ZE58-1523
CBR600RR	03-22	M12X15-P1.5	ZE58-1522	ZE58-1523
CB650F	14-18	M12X15-P1.5	ZE58-1522	ZE58-1523
CB650R	19-21	M12X15-P1.5	ZE58-1522	ZE58-1523
CBR650F	14-18	M12X15-P1.5	ZE58-1522	ZE58-1523
CBR650R	19-21	M12X15-P1.5	ZE58-1522	ZE58-1523
NC700S/X	12-17	M12X15-P1.5	ZE58-1522	ZE58-1523
NC750S/X	14-21	M12X15-P1.5	ZE58-1522	ZE58-1523
RVF750/R	94-97	M12X15-P1.5	ZE58-1522	ZE58-1523
VFR750F	90-97	M12X15-P1.5	ZE58-1522	ZE58-1523
VFR800	98-09	M12X15-P1.5	ZE58-1522	ZE58-1523
VFR800F/X	14-17	M12X15-P1.5	ZE58-1522	ZE58-1523
CBR900RR	92-03	M12X15-P1.5	ZE58-1522	ZE58-1523
CBR954RR	02-03	M12X15-P1.5	ZE58-1522	ZE58-1523
CB1000	95	M14X14-P1.5	ZE58-1622	ZE58-1623
CB1000SF	92-97	M14X14-P1.5	ZE58-1622	ZE58-1623
CB1000R	11-20	M12X15-P1.5	ZE58-1522	ZE58-1523
CBR1000RR	08-16	M12X15-P1.5	ZE58-1522	ZE58-1523
CBR1000RR-R	20	M12X15-P1.5	ZE58-1522	ZE58-1523
RVT1000R	00-06	M12X15-P1.5	ZE58-1522	ZE58-1523
VTR1000F	97-07	M12X15-P1.5	ZE58-1522	ZE58-1523
VTR1000SP-1/2	00-03	M12X15-P1.5	ZE58-1522	ZE58-1523
CB1100	10-20	M14X14-P1.5	ZE58-1622	ZE58-1623
CBR1100XX	97-03	M14X14-P1.5	ZE58-1622	ZE58-1623
ST1100	91-03	M12X15-P1.5	ZE58-1522	ZE58-1523
X-11	99-01	M14X14-P1.5	ZE58-1622	ZE58-1623
VFR1200F	10-14	M14X14-P1.5	ZE58-1622	ZE58-1623
VFR1200X	14-15	M14X14-P1.5	ZE58-1622	ZE58-1623
CB1300SF	98-21	M14X14-P1.5	ZE58-1622	ZE58-1623
X4	97-03	M14X14-P1.5	ZE58-1622	ZE58-1623
YAMAHA				
FZR250/R	87-94	M14X14-P1.5	ZE58-1622	ZE58-1623
MT-25	16-21	M12X15-P1.5	ZE58-1522	ZE58-1523
MT-03	16-22	M12X15-P1.5	ZE58-1522	ZE58-1523
YZF-R25	15-21	M12X15-P1.5	ZE58-1522	ZE58-1523
YZF-R3	15-22	M12X15-P1.5	ZE58-1522	ZE58-1523
ZEAL	91-99	M14X14-P1.5	ZE58-1622	ZE58-1623
FZ400	97	M14X14-P1.5	ZE58-1622	ZE58-1623
FZR400RR	90-94	M14X14-P1.5	ZE58-1622	ZE58-1623
SRX400	85-99	M14X14-P1.5	ZE58-1622	ZE58-1623
XJR400R/S	93-08	M14X14-P1.5	ZE58-1622	ZE58-1623
FZ6/R	04-17	M14X14-P1.5	ZE58-1622	ZE58-1623
SRX600	85-94	M14X14-P1.5	ZE58-1622	ZE58-1623
YZF-R6	99-20	M14X14-P1.5	ZE58-1622	ZE58-1623
XJ6F/S	09-13	M14X14-P1.5	ZE58-1622	ZE58-1623
FZ-07	15-17	M14X14-P1.5	ZE58-1622	ZE58-1623
MT-07	14-22	M14X14-P1.5	ZE58-1622	ZE58-1623
TENERE700	20-22	M14X14-P1.5	ZE58-1622	ZE58-1623
XSR700	16-22	M14X14-P1.5	ZE58-1622	ZE58-1623
YZF-R7	22	M14X14-P1.5	ZE58-1622	ZE58-1623
FZ8	11-14	M14X14-P1.5	ZE58-1622	ZE58-1623
TDM850	92-01	M14X14-P1.5	ZE58-1622	ZE58-1623
TRX850	95-01	M14X14-P1.5	ZE58-1622	ZE58-1623
FZ09/FJ09	14-17	M14X14-P1.5	ZE58-1622	ZE58-1623
MT09	14-22	M14X14-P1.5	ZE58-1622	ZE58-1623
MT09TRACER/TRACER900/GT	15-21	M14X14-P1.5	ZE58-1622	ZE58-1623
TRACER9GT	22	M14X14-P1.5	ZE58-1622	ZE58-1623
XSR900	16-21	M14X14-P1.5	ZE58-1622	ZE58-1623
FZ1-N (JAPAN)	08-12	M14X14-P1.5	ZE58-1622	ZE58-1623
FZ1 FAZER	08-15	M14X14-P1.5	ZE58-1622	ZE58-1623
FZ1 (NORTH AMERICA)	01-15	M14X14-P1.5	ZE58-1622	ZE58-1623
YZF1000R THUNDERACE	96-01	M14X14-P1.5	ZE58-1622	ZE58-1623
YZF-R1	98-14	M14X14-P1.5	ZE58-1622	ZE58-1623
XJR1200	94-96	M14X14-P1.5	ZE58-1622	ZE58-1623
FJR1300	01-15	M14X14-P1.5	ZE58-1622	ZE58-1623
XJR1300	98-15	M14X14-P1.5	ZE58-1622	ZE58-1623
	90-07	M14X14-P1.5	ZE58-1622	ZE58-1623
V-MAX	09-20	M14X14-P1.5	ZE58-1622	ZE58-1623

Bike	Year	Size	Color	
			Blue	Red
KAWASAKI				
BALIOUS/II	91-07	M12X15-P1.5	ZE58-1522	ZE58-1523
NINJA250	13-22	M12X15-P1.5	ZE58-1522	ZE58-1523
NINJA250R	88-12	M12X15-P1.5	ZE58-1522	ZE58-1523
NINJA250SL	15-16	M10X15-P1.5	ZE58-1322	ZE58-1323
VERSYS-X250	17-21	M12X15-P1.5	ZE58-1522	ZE58-1523
VERSYS-X300	17-21	M12X15-P1.5	ZE58-1522	ZE58-1523
Z250	13-21	M12X15-P1.5	ZE58-1522	ZE58-1523
Z250SL	16-17	M10X15-P1.5	ZE58-1322	ZE58-1323
ZX-25R	21-22	M12X15-P1.5	ZE58-1522	ZE58-1523
Z300	15-16	M12X15-P1.5	ZE58-1522	ZE58-1523
Z400	19-22	M12X15-P1.5	ZE58-1522	ZE58-1523
ZXR250	89-99	M12X15-P1.5	ZE58-1522	ZE58-1523
ZZR250	90-07	M12X15-P1.5	ZE58-1522	ZE58-1523
NINJA300	13-17	M12X15-P1.5	ZE58-1522	ZE58-1523
ER-4N	11-13	M12X15-P1.5	ZE58-1522	ZE58-1523
NINJA400	14-22	M12X15-P1.5	ZE58-1522	ZE58-1523
NINJA400R	11-13	M12X15-P1.5	ZE58-1522	ZE58-1523
W400	06-08	M12X15-P1.5	ZE58-1522	ZE58-1523
ZEPHYR400/KAI	89-08	M12X15-P1.5	ZE58-1522	ZE58-1523
ZRX400	94-08	M12X15-P1.5	ZE58-1522	ZE58-1523
ZXR400	89-01	M12X15-P1.5	ZE58-1522	ZE58-1523
ZZR400	90-07	M12X15-P1.5	ZE58-1522	ZE58-1523
NINJA 500	94-09	M12X15-P1.5	ZE58-1522	ZE58-1523
ZR550	90-93	M12X15-P1.5	ZE58-1522	ZE58-1523
NINJA 600R	88-97	M12X15-P1.5	ZE58-1522	ZE58-1523
ZX-6R/RR	91-21	M12X15-P1.5	ZE58-1522	ZE58-1523
ZZR600	02-08	M12X15-P1.5	ZE58-1522	ZE58-1523
ER-6F	09-10	M12X15-P1.5	ZE58-1522	ZE58-1523
ER-6N	09-14	M12X15-P1.5	ZE58-1522	ZE58-1523
NINJA 650/R	09-21	M12X15-P1.5	ZE58-1522	ZE58-1523
VERSYS 650	10-21	M12X15-P1.5	ZE58-1522	ZE58-1523
W650	99-08	M12X15-P1.5	ZE58-1522	ZE58-1523
Z650	17-22	M12X15-P1.5	ZE58-1522	ZE58-1523
NINJA 750R	87-90	M12X15-P1.5	ZE58-1522	ZE58-1523
ZR-7/S	00-05	M12X15-P1.5	ZE58-1522	ZE58-1523
ZX-7R/RR	89-03	M12X15-P1.5	ZE58-1522	ZE58-1523
Z750/S	04-10	M12X15-P1.5	ZE58-1522	ZE58-1523
ZEPHYR750/RS	91-06	M12X15-P1.5	ZE58-1522	ZE58-1523
ZR750	91-93	M12X15-P1.5	ZE58-1522	ZE58-1523
ZXR750	89-95	M12X15-P1.5	ZE58-1522	ZE58-1523
Z800	13-16	M12X15-P1.5	ZE58-1522	ZE58-1523
Z900	18-22	M12X15-P1.5	ZE58-1522	ZE58-1523
Z900RS	18-22	M12X15-P1.5	ZE58-1522	ZE58-1523
Z900RS CAFÉ	18-22	M12X15-P1.5	ZE58-1522	ZE58-1523
ZX-9R	94-03	M12X15-P1.5	ZE58-1522	ZE58-1523
NINJA1000/SX	11-22	M12X15-P1.5	ZE58-1522	ZE58-1523
VERSYS1000/SE	12-21	M12X15-P1.5	ZE58-1522	ZE58-1523
Z1000	03-20	M12X15-P1.5	ZE58-1522	ZE58-1523
ZX-10	88-90	M12X15-P1.5	ZE58-1522	ZE58-1523
ZX-10R	04-10	M12X15-P1.5	ZE58-1522	ZE58-1523
GPZ1100	95-99	M12X15-P1.5	ZE58-1522	ZE58-1523
ZEPHYR1100/RS	92-06	M12X15-P1.5	ZE58-1522	ZE58-1523
ZR1100	92-95	M12X15-P1.5	ZE58-1522	ZE58-1523
ZRX1100	97-00	M12X15-P1.5	ZE58-1522	ZE58-1523
ZX-11	90-01	M12X15-P1.5	ZE58-1522	ZE58-1523
ZZR1100	90-01	M12X15-P1.5	ZE58-1522	ZE58-1523
ZX-12R	00-06	M12X15-P1.5	ZE58-1522	ZE58-1523
ZRX1200DAEG	09-16	M12X15-P1.5	ZE58-1522	ZE58-1523
ZRX1200R/S	01-08	M12X15-P1.5	ZE58-1522	ZE58-1523
ZZR1200	02-05	M12X15-P1.5	ZE58-1522	ZE58-1523
ZX-14	06-11	M12X15-P1.5	ZE58-1522	ZE58-1523
ZX-14R	12-20	M12X15-P1.5	ZE58-1522	ZE58-1523
SUZUKI				
BANDIT250/V	90-00	M14X10-P1.25	ZE58-1612	ZE58-1613
GSR250/S/GW250,INAZUMA250	11-17	M14X10-P1.25	ZE58-1612	ZE58-1613
GSX250R	17-21	M14X10-P1.25	ZE58-1612	ZE58-1613
GSX250S	91-99	M14X10-P1.25	ZE58-1612	ZE58-1613
V-STROM250	17-21	M14X10-P1.25	ZE58-1612	ZE58-1613
GSR400	06-14	M14X10-P1.25	ZE58-1612	ZE58-1613
GSX400S	92			



TITAN

BOLT&NUT SERIES

- High quality light weight titanium bolts, nuts, washers and pivot pins available from ZETA.
- Brake disc bolt kit and sprocket kit available for specific models.
- Made of hot forged Ti-6AL-4V for a durable and extremely light weight product.
- High precision CNC machined bolt and nut head, head size is one size smaller than industrial standard for reduced weight.

Hot forging, CNC machining, thread rolling

ZETA titanium product is designed to be light weight with no decoration. Titanium products are not only machined but also hot forged to provide more tensile strength than material strength.

Bolt and nut are designed with a smaller CNC machined head for a lighter design.

Ti-6AL-4V

ZETA titanium products are made of Ti-6AL-4V.

This chemical notation means this titanium includes 6% aluminum (AL) and 4% vanadium (V). This material is light weight and durable.

It is used in aircraft and space industries, nuclear industry, industrial turbine, race car and motorcycle etc.

Titanium type and strength difference between other material.

Pure Titanium	Lower price than other titanium alloy, great corrosion resistance, but less strength.
Alfa alloy	Great creep resistance and welding work, but bad workability.
Beta alloy	Most durable titanium alloy, easy workability, but high production cost.
Alfa beta alloy	Great durability, ductility, toughness and workability. Zeta Titanium product is made of this material, Ti-6AL-4V.

Titanium Name	Alloy name	Tensile strength
Pure titanium	JIS Grade 1	275-412N / mm ²
Pure titanium	JIS Grade 2	343-510N / mm ²
Pure titanium	JIS Grade 3	481-618N / mm ²
Alfa alloy	Ti-5AL-2.5Sn	850N / mm ²
Alfa-beta alloy	Ti-6AL-4V	900N / mm ²
Beta alloy	Ti-15Mo-5Zr-3Al	1470N / mm ²

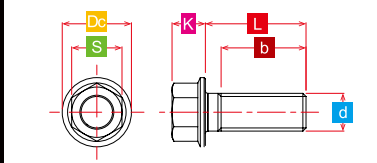
Other alloy	Alloy name	Tensile strength
Duralumin	2017-T4	425N / mm ²
Super duralumin	2024-T361	495N / mm ²
Extra super duralumin	7075-T6	481-618N / mm ²
Steel	SS400	400N / mm ²
Carbon steel	S45C	570N / mm ²
Chromium molybdenum steel	SCM435	930N / mm ²


RACING FLANGE BOLT

Part #	d	S	Dc	K	b	L
ZT03-0610	M6 P=1.0	8	11	5.3	8	10
ZT03-0616	M6 P=1.0	8	11	5.3	14	16
ZT03-0620	M6 P=1.0	8	11	5.3	18	20
ZT03-0625	M6 P=1.0	8	11	5.3	18	25
ZT03-0630	M6 P=1.0	8	11	5.3	18	30
ZT03-0635	M6 P=1.0	8	11	5.3	18	35
ZT03-0640	M6 P=1.0	8	11	5.3	18	40
ZT03-0645	M6 P=1.0	8	11	5.3	18	45
ZT03-0650	M6 P=1.0	8	11	5.3	18	50
ZT03-0655	M6 P=1.0	8	11	5.3	18	55
ZT03-0660	M6 P=1.0	8	11	5.3	18	60
ZT03-0665	M6 P=1.0	8	11	5.3	18	65
ZT03-0670	M6 P=1.0	8	11	5.3	18	70
ZT03-0675	M6 P=1.0	8	11	5.3	18	75
ZT03-0680	M6 P=1.0	8	11	5.3	18	80
ZT03-0685	M6 P=1.0	8	11	5.3	18	85
ZT03-0690	M6 P=1.0	8	11	5.3	18	90
ZT03-0695	M6 P=1.0	8	11	5.3	18	95
ZT03-06A0	M6 P=1.0	8	11	5.3	18	100
ZT03-0816	M8 P=1.25	10	14	6.8	14	16
ZT03-0820	M8 P=1.25	10	14	6.8	18	20
ZT03-0825	M8 P=1.25	10	14	6.8	22	25
ZT03-0830	M8 P=1.25	10	14	6.8	22	30
ZT03-0835	M8 P=1.25	10	14	6.8	22	35
ZT03-0840	M8 P=1.25	10	14	6.8	22	40
ZT03-0845	M8 P=1.25	10	14	6.8	22	45
ZT03-0850	M8 P=1.25	10	14	6.8	22	50
ZT03-0855	M8 P=1.25	10	14	6.8	22	55
ZT03-0860	M8 P=1.25	10	14	6.8	22	60
ZT03-1025	M10 P=1.25	12	17	8.2	23	25
ZT03-1030	M10 P=1.25	12	17	8.2	26	30
ZT03-1035	M10 P=1.25	12	17	8.2	26	35
ZT03-1040	M10 P=1.25	12	17	8.2	26	40
ZT04-0816 #1	M8 P=1.25	10	14	6.8	14	16
ZT04-0820 #1	M8 P=1.25	10	14	6.8	18	20
ZT04-0825 #1	M8 P=1.25	10	14	6.8	22	25
ZT04-0830 #1	M8 P=1.25	10	14	6.8	22	30
ZT04-0835 #1	M8 P=1.25	10	14	6.8	22	35
ZT04-0840 #1	M8 P=1.25	10	14	6.8	22	40
ZT04-0845 #1	M8 P=1.25	10	14	6.8	22	45
ZT04-0850 #1	M8 P=1.25	10	14	6.8	22	50
ZT04-0855 #1	M8 P=1.25	10	14	6.8	22	55
ZT04-1020 #1	M10 P=1.25	12	17	8.2	18	20
ZT04-1025 #1	M10 P=1.25	12	17	8.2	23	25
ZT04-1030 #1	M10 P=1.25	12	17	8.2	26	30
ZT04-1035 #1	M10 P=1.25	12	17	8.2	26	35
ZT04-1040 #1	M10 P=1.25	12	17	8.2	26	40
ZT04-1045 #1	M10 P=1.25	12	17	8.2	26	45
ZT04-1050 #1	M10 P=1.25	12	17	8.2	26	50
ZT04-1055 #1	M10 P=1.25	12	17	8.2	26	55
ZT04-1060 #1	M10 P=1.25	12	17	8.2	26	60
ZT04-1065 #1	M10 P=1.25	12	17	8.2	26	65
ZT04-1070 #1	M10 P=1.25	12	17	8.2	26	70
ZT04-1075 #1	M10 P=1.25	12	17	8.2	26	75
ZT04-1120 #1	M10 P=1.5	12	17	8.2	18	20
ZT04-1125 #1	M10 P=1.5	12	17	8.2	23	25
ZT04-1130 #1	M10 P=1.5	12	17	8.2	26	30
ZT04-1135 #1	M10 P=1.5	12	17	8.2	26	35

#1 Includes safety wire holes.

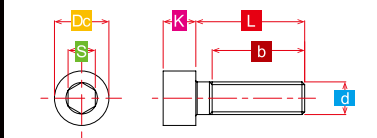
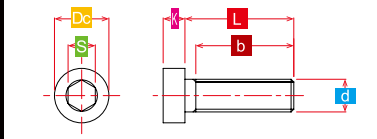
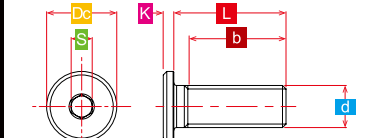
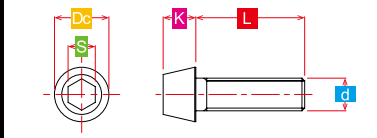

RACING FLANGE BOLT
M10 P=1.25 L 20 mm – 75 mm
 * Includes safety wire holes.

RACING FLANGE BOLT
M6 P=1.0 L 85 mm – 100 mm
RACING FLANGE BOLT

ZETA RACING FLANGE BOLT

- One size smaller bolt head design for light weight.
- Motorcycle use.
- Comes with wire holes for bolts larger than M7 sizes.
- Sold in single pieces.


RACING FLANGE BOLT
M6 P=1.0 L 10 mm – 80 mm
CAP BOLT

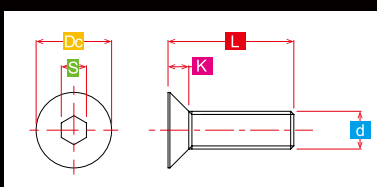
Part #	d	S	Dc	K	b	L
STRAIGHT						
ZT07-0610	M6 P=1.0	5	10	6	8	10
ZT07-0616	M6 P=1.0	5	10	6	14	16
ZT07-0620	M6 P=1.0	5	10	6	18	20
ZT07-0625	M6 P=1.0	5	10	6	23	25
ZT07-0630	M6 P=1.0	5	10	6	24	30
ZT07-0635	M6 P=1.0	5	10	6	24	35
ZT07-0640	M6 P=1.0	5	10	6	24	40
ZT07-0645	M6 P=1.0	5	10	6	24	45
ZT07-0816	M8 P=1.25	6	13	8	14	16
ZT07-0820	M8 P=1.25	6	13	8	18	20
ZT07-0825	M8 P=1.25	6	13	8	23	25
ZT07-0830	M8 P=1.25	6	13	8	28	30
ZT07-0835	M8 P=1.25	6	13	8	28	35
ZT07-0840	M8 P=1.25	6	13	8	28	40
ZT07-0845	M8 P=1.25	6	13	8	28	45
ZT07-0850	M8 P=1.25	6	13	8	28	50
ZT07-0855	M8 P=1.25	6	13	8	28	55
ZT07-1020	M10 P=1.25	8	16	10	18	20
ZT07-1025	M10 P=1.25	8	16	10	23	25
ZT07-1030	M10 P=1.25	8	16	10	28	30
ZT07-1035	M10 P=1.25	8	16	10	32	35
ZT07-1040	M10 P=1.25	8	16	10	32	40
ZT07-1045	M10 P=1.25	8	16	10	32	45
ZT07-1120	M10 P=1.5	8	16	10	18	20
ZT07-1125	M10 P=1.5	8	16	10	23	25
ZT07-1130	M10 P=1.5	8	16	10	28	30
LOW HEAD						
ZT07-2512	M5 P=0.8	4	8.5	3.5	10	12
ZT07-2516	M5 P=0.8	4	8.5	3.5	14	16
ZT07-2520	M5 P=0.8	4	8.5	3.5	16	20
ZT07-2525	M5 P=0.8	4	8.5	3.5	16	25
ZT07-2530	M5 P=0.8	4	8.5	3.5	16	30
ZT07-2535	M5 P=0.8	4	8.5	3.5	16	35
ZT07-2612	M6 P=1.0	5	10	4	10	12
ZT07-2616	M6 P=1.0	5	10	4	14	16
ZT07-2620	M6 P=1.0	5	10	4	18	20
ZT07-2625	M6 P=1.0	5	10	4	18	25
ZT07-2630	M6 P=1.0	5	10	4	18	30
ZT07-2635	M6 P=1.0	5	10	4	18	35
ZT07-2820	M8 P=1.25	6	13	5	18	20
ZT07-2825	M8 P=1.25	6	13	5	22	25
ZT07-2830	M8 P=1.25	6	13	5	22	30
ZT07-2835	M8 P=1.25	6	13	5	22	35
ZT07-2840	M8 P=1.25	6	13	5	22	40
EXTRA LOW HEAD						
ZT07-3612	M6 P=1.0	3	10	1.5	10	12
ZT07-3616	M6 P=1.0	3	10	1.5	14	16
ZT07-3620	M6 P=1.0	3	10	1.5	18	20
ZT07-3816	M8 P=1.25	4	13	1.5	14	16
ZT07-3820	M8 P=1.25	4	13	1.5	18	20
TAPER						
ZT08-0512	M5 P=0.8	4	8.5	5	10	12
ZT08-0516	M5 P=0.8	4	8.5	5	14	16
ZT08-0520	M5 P=0.8	4	8.5	5	18	20
ZT08-0525	M5 P=0.8	4	8.5	5	22	25
ZT08-0530	M5 P=0.8	4	8.5	5	22	30
ZT08-0535	M5 P=0.8	4	8.5	5	22	35
ZT08-0612	M6 P=1.0	5	10	6	10	12
ZT08-0616	M6 P=1.0	5	10	6	14	16
ZT08-0620	M6 P=1.0	5	10	6	18	20
ZT08-0625	M6 P=1.0	5	10	6	23	25
ZT08-0630	M6 P=1.0	5	10	6	24	30
ZT08-0635	M6 P=1.0	5	10	6	24	35
ZT08-0820	M8 P=1.25	6	13	8	18	20
ZT08-0825	M8 P=1.25	6	13	8	23	25
ZT08-0830	M8 P=1.25	6	13	8	28	30
ZT08-0835	M8 P=1.25	6	13	8	28	35
ZT08-0840	M8 P=1.25	6	13	8	28	40

CAP BOLT

CAP BOLT
M6 P=1.0 L 10 mm – 45 mm
CAP BOLT LOW HEAD

CAP BOLT LOW HEAD
M8 P=1.25 L 20 mm – 40 mm
CAP BOLT EXTRA LOW HEAD

CAP BOLT EXTRA LOW HEAD
M6 L 12 mm – 20 mm
CAP BOLT TAPER

CAP BOLT TAPER
M5 P=0.8 L 12 mm – 30 mm
ZETA CAP BOLT

- Cap bolt available in straight and tapered types.
- Bolt head is forged, CNC finish.
- Sold in single pieces.


FLAT HEAD BOLT

Part #	d	S	Dc	K	L
ZT09-6121	M6 P=1.0	4	12	3.3	12
ZT09-6161	M6 P=1.0	4	12	3.3	16
ZT09-6201	M6 P=1.0	4	12	3.3	20


ZETA FLAT HEAD BOLT

- Countersunk bolt.
- 1 pc.



OFF ROAD TITANIUM BOLT KIT Application

TITANIUM



Handbar Clamp



Upper-Stem Fork Clamp



Under-Stem Fork Clamp



Caliper Mount Bolt Kit



Front Axle Pinch Bolt



ZETA

OFF ROAD TITANIUM BOLT KIT



- Kit package includes the required number to suit each motorcycle.

OFF ROAD TITANIUM BOLT KIT Part Application

Part #	Type	Size	qty
ZT83-2302	Flange Bolt Set #	M8X30mm	2
ZT83-2304	Flange Bolt Set #	M8X30mm	4
ZT83-2352	Flange Bolt Set #	M8X35mm	2
ZT83-2354	Flange Bolt Set #	M8X35mm	4
ZT83-2402	Flange Bolt Set #	M8X40mm	2
ZT83-2404	Flange Bolt Set #	M8X40mm	4
ZT83-2454	Flange Bolt Set #	M8X45mm	4
ZT83-2504	Flange Bolt Set #	M8X50mm	4
ZT84-2302	Flange Bolt Set #	M10x30mm	2
ZT84-2352	Flange Bolt Set #	M10x35mm	2
ZT84-2402	Flange Bolt Set #	M10x40mm	2
ZT87-1304	Cap Bolt Set	M8X30mm	4

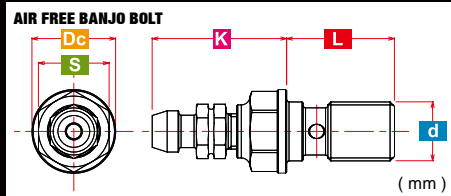
No wiring hole

Bike	Year	Handle Bar	Upper Stem	Under Stem	Front Axle	Caliper
		Clamp Bolt	Fork Clamp	Fork Clamp	Pinch Bolt	Mount Bolt Kit
HONDA						
CR85R/R II	03-07	ZT83-2304	ZT83-2352	ZT83-2404	-	ZT83-2302
CR125R	02-07	ZT83-2354	ZT83-2454	ZT83-2454	ZT83-2404	ZT83-2402
CR250R	02-07	ZT83-2354	ZT83-2454	ZT83-2454	ZT83-2404	ZT83-2402
CRF150R/ II	07-22	ZT83-2304	ZT83-2352	ZT83-2404	-	ZT83-2302
CRF250R	04-17	ZT83-2354	ZT83-2454	ZT83-2454	ZT83-2404	ZT83-2402
	18-21	ZT83-2354	ZT83-2454	ZT83-2404	ZT83-2404	ZT83-2402
	22-23	ZT83-2354	ZT83-2454	ZT83-2404	ZT83-2404	ZT83-2402
CRF450R	02-16	ZT83-2354	ZT83-2454	ZT83-2454	ZT83-2404	ZT83-2402
	17-20	ZT83-2354	ZT83-2454	ZT83-2404	ZT83-2404	ZT83-2402
CRF250RX	21-23	ZT83-2354	ZT83-2404	ZT83-2404	ZT83-2404	ZT83-2402
	22-23	ZT83-2354	ZT83-2404	ZT83-2404	ZT83-2404	ZT83-2402
CRF450RX	17-20	ZT83-2354	ZT83-2454	ZT83-2404	ZT83-2404	ZT83-2402
CRF450L	21-23	ZT83-2354	ZT83-2404	ZT83-2404	ZT83-2404	ZT83-2402
CRF450RL	19-20	ZT83-2354	ZT83-2504	ZT83-2404	ZT83-2404	ZT83-2402
CRF250X	21-23	ZT83-2354	ZT83-2504	ZT83-2404	ZT83-2404	ZT83-2402
CRF450X	04-17	ZT83-2354	ZT83-2454	ZT83-2454	ZT83-2404	ZT83-2402
CRF250F	05-17	ZT83-2354	ZT83-2454	ZT83-2454	ZT83-2404	ZT83-2402
	19-23	ZT83-2354	ZT83-2454	ZT83-2404	ZT83-2404	ZT83-2402
CRF250F	19-22	ZT83-2354	ZT83-2454	ZT83-2354	-	-
CRF250L/M/RALLY	12-21	ZT83-2354	ZT83-2454	ZT83-2454	ZT83-2402	ZT83-2302
CRF250L(S)	21	ZT83-2354	ZT83-2454	ZT83-2454	ZT83-2402	ZT83-2302
CRF250RALLY	17-21	ZT83-2354	ZT83-2454	ZT83-2454	ZT83-2402	ZT83-2302
CRF250RALLY(S)	21	ZT83-2354	ZT83-2454	ZT83-2454	ZT83-2402	ZT83-2302
CRF300L	21-22	ZT83-2354	ZT83-2454	ZT83-2454	ZT83-2402	ZT83-2302
CRF300L RALLY	21-22	ZT83-2354	ZT83-2454	ZT83-2454	ZT83-2402	ZT83-2302
CRM250R/AR	94-98	ZT83-2354	ZT83-2454	ZT83-2404	ZT83-2404	ZT83-2402
XR230/MOTARD	05-13	ZT83-2354	ZT83-2454	ZT83-2354	-	ZT83-2402
XR250/MOTARD	03-07	ZT83-2354	ZT83-2504	ZT83-2404	ZT83-2402	ZT83-2402
YAMAHA						
YZ65	18-23	ZT83-2354	ZT83-2402	ZT83-2404	-	ZT83-2352
	02-14	ZT83-2304	ZT83-2352	ZT83-2404	-	ZT83-2352
YZ85/LW	15-18	ZT83-2304	ZT83-2402	ZT83-2404	-	ZT83-2352
	19-21	ZT83-2354	ZT83-2402	ZT83-2404	-	ZT83-2352
	22-23	ZT83-2304	ZT83-2402	ZT83-2404	-	ZT83-2352
YZ125	95-06	ZT83-2354	ZT83-2404	ZT83-2404	ZT83-2404	ZT83-2352
	07	ZT83-2404	ZT83-2404	ZT83-2404	ZT83-2404	ZT83-2352
	08-14	ZT83-2404	ZT83-2404	ZT83-2404	ZT83-2354	ZT83-2352
YZ250	15-23	ZT83-2404	ZT83-2404	ZT83-2354	ZT83-2354	ZT83-2352
	95-06	ZT83-2354	ZT83-2404	ZT83-2404	ZT83-2404	ZT83-2352
	07	ZT83-2404	ZT83-2404	ZT83-2404	ZT83-2404	ZT83-2352
YZ250F	08-14	ZT83-2404	ZT83-2404	ZT83-2404	ZT83-2354	ZT83-2352
	15-23	ZT83-2404	ZT83-2404	ZT83-2354	ZT83-2354	ZT83-2352
	01-05	ZT83-2354	ZT83-2404	ZT83-2404	ZT83-2404	ZT83-2352
YZ250F	06	ZT83-2354	ZT83-2354	ZT83-2404	ZT83-2404	ZT83-2352
	07-20	ZT83-2354	ZT83-2354	ZT83-2354	ZT83-2354	ZT83-2352
	21-23	-	ZT83-2354	ZT83-2354	ZT83-2354	ZT83-2352
YZ400F	98-99	ZT83-2354	ZT83-2404	ZT83-2404	ZT83-2404	ZT83-2352
	00-02	ZT83-2354	ZT83-2404	ZT83-2404	ZT83-2404	ZT83-2352
YZ426F	03-05	ZT83-2354	ZT83-2404	ZT83-2404	ZT83-2404	ZT83-2352
	06	ZT83-2354	ZT83-2354	ZT83-2404	ZT83-2404	ZT83-2352
YZ450F	06	ZT83-2354	ZT83-2354	ZT83-2404	ZT83-2404	ZT83-2352
	07	ZT83-2354	ZT83-2354	ZT83-2354	ZT83-2404	ZT83-2352
YZ125X	08-20	ZT83-2354	ZT83-2354	ZT83-2354	ZT83-2354	ZT83-2352
	21-23	-	ZT83-2354	ZT83-2354	ZT83-2354	ZT83-2352
	17-22	ZT83-2404	ZT83-2404	ZT83-2354	ZT83-2354	ZT83-2352
YZ250X	23	-	ZT83-2404	ZT83-2354	ZT83-2354	ZT83-2352
	16-22	ZT83-2404	ZT83-2404	ZT83-2354	ZT83-2354	ZT83-2352
YZ250FX	23	-	ZT83-2404	ZT83-2354	ZT83-2354	ZT83-2352
	15-21	ZT83-2354	ZT83-2354	ZT83-2354	ZT83-2354	ZT83-2352
YZ250FX	22-23	-	ZT83-2354	ZT83-2354	ZT83-2354	ZT83-2352
	16-20	ZT83-2354	ZT83-2354	ZT83-2354	ZT83-2354	ZT83-2352
YZ450FX	21-23	-	ZT83-2354	ZT83-2354	ZT83-2354	ZT83-2352
	01-06	ZT83-2354	ZT83-2404	ZT83-2404	ZT83-2404	ZT83-2352
WR250F	07-14	ZT83-2354	ZT83-2354	ZT83-2404	ZT83-2404	ZT83-2352
	15-21	ZT83-2354	ZT83-2354	ZT83-2354	ZT83-2404	ZT83-2352
WR400F	22-23	-	ZT83-2354	ZT83-2354	-	ZT83-2352
	98-00	ZT83-2354	ZT83-2404	ZT83-2404	ZT83-2404	ZT83-2352
WR426F	01-02	ZT83-2354	ZT83-2404	ZT83-2404	ZT83-2404	ZT83-2352
	03-06	ZT83-2354	ZT83-2404	ZT83-2404	ZT83-2404	ZT83-2352
WR450F	07-15	ZT83-2354	ZT83-2354	ZT83-2404	ZT83-2404	ZT83-2352
	16-18	ZT83-2354	ZT83-2354	ZT83-2354	ZT83-2404	ZT83-2352
	19-20	ZT83-2354	ZT83-2354	ZT83-2354	ZT83-2404	ZT83-2352
SEROW250	21-23	-	ZT83-2354	ZT83-2354	-	ZT83-2352
	05-20	ZT87-1304	ZT83-2404	ZT83-2354	-	ZT84-2302
WR250R/X	07-20	ZT83-2354	ZT83-2404	ZT83-2404	ZT83-2404	ZT83-2352
TENERE700	20-22	ZT87-1304	ZT83-2404	ZT83-2404	-	-
KAWASAKI						
KX85/II	01-13	ZT83-2304	ZT83-2352	ZT83-2404	-	ZT83-2402
	14-23	ZT83-2354	ZT83-2352	ZT83-2404	-	ZT83-2402
KX100	16-21	ZT83-2354	ZT83-2352	ZT83-2404	-	ZT83-2402
KX112	22-23	ZT83-2354	ZT83-2352	ZT83-2404	-	ZT83-2402
KX125	03-05	ZT83-2304	ZT83-2354	ZT83-2404	ZT83-2404	ZT83-2402
	06-08	ZT83-2354	ZT83-2404	ZT83-2404	ZT83-2404	ZT83-2402
KX250	03-04	ZT83-2304	ZT83-2354	ZT83-2404	ZT83-2404	ZT83-2402
	05	ZT83-2304	ZT83-2404	ZT83-2404	ZT83-2404	ZT83-2402
KX250F	06-08	ZT83-2354	ZT83-2404	ZT83-2404	ZT83-2404	ZT83-2402
	04-05	ZT83-2304	ZT83-2354	ZT83-2404	ZT83-2404	ZT83-2402
KX250	06-18	ZT83-2354	ZT83-2404	ZT83-2454	ZT83-2404	ZT83-2402
	19-23	ZT83-2354	ZT83-2404	ZT83-2454	ZT83-2404	ZT83-2402
KX450F	06-14	ZT83-2354	ZT83-2404	ZT83-2404	ZT83-2404	ZT83-2402
	15-18	ZT83-2354	ZT83-2404	ZT83-2454	ZT83-2404	ZT83-2402
KX450	19-23	ZT83-2354	ZT83-2404	ZT83-2454	ZT83-2404	ZT83-2402
KX250X/450X	21-23	ZT83-2354	ZT83-2404	ZT83-2454	ZT83-2404	ZT83-2402
D-TRACKER125	10-15	ZT83-2304	ZT83-2352	ZT83-2354	-	ZT84-2402
KLX125	10-16	ZT83-2304	ZT83-2352	ZT84-2352	-	ZT84-2402
KLX150BF	16	ZT83-2304	ZT83-2352	ZT84-2354	-	ZT84-2402
KLX230	20-21	ZT83-2304	ZT83-2404	ZT83-2404	-	ZT84-2402
KLX230R	20-22	ZT83-2304	ZT83-2404	ZT83-2404	-	ZT84-2402
KLX250/D-TRACKER	98-07	ZT83-2304	ZT83-2404	ZT84-2402	-	ZT83-2402
KLX250/D-TRACKER X	08-16	ZT83-2304	ZT83-2404	ZT84-2402	ZT83-2404	ZT83-2402
KLX300R	20-21	ZT83-2304	ZT83-2404	-	ZT83-2404	ZT83-2402
SUZUKI						
RM85/L	02-04	ZT83-2354	ZT83-2404	ZT83-2404	-	-
	05-21	ZT83-2354	ZT83-2404	ZT83-2404	-	ZT83-2302
RM125	01	ZT83-2404	ZT83-2404	ZT83-2404	ZT83-2404	ZT83-2402
RM250	02-08	ZT83-2354	ZT83-2404	ZT83-2404	ZT83-2404	ZT83-2402
	01-08	ZT83-2354	ZT83-2404	ZT83-2404	ZT83-2404	ZT83-2402
RMZ250	04-06	ZT83-2304	ZT83-2354	ZT83-2404	ZT83-2404	ZT83-2402
	07-15	ZT83-2354	ZT83-2404	ZT83-2404	ZT83-2404	ZT83-2402
	16-22	ZT83-2354	ZT83-2454	ZT83-2454	ZT83-2404	ZT83-2402
RMZ450	05-22	ZT83-2354	ZT83-2404	ZT83-2404	ZT83-2404	ZT83-2402
DRZ400S	00-19	ZT83-2354	ZT83-2504	ZT83-2454	ZT83-2354	ZT83-2402
DRZ400SM	05-06	ZT83-2354	ZT83-2404	ZT83-2404	ZT83-2404	ZT83-2402
RR2T250	07-19	ZT83-2404	ZT83-2404	ZT83-2404	ZT83-2404	ZT83-2402
	19-23	ZT83-2304	ZT83-2404	ZT83-2404	-	ZT83-2402
RR2T250RACING	15-22	ZT83-2304	ZT83-2404	ZT83-2404	-	ZT83-2402
RR2T300	19-23	ZT				


ZETA
AIR FREE BANJO BOLT

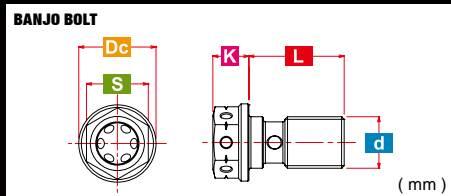
- Easy air bleeding with air bleeder at the tip of banjo bolt.
- Especially excellent for calipers and master cylinders without bleeders.
- Two kinds of screw pitch, 1.0 and 1.25, 1.0 fits on Brembo.

Part #	d	S	Dc	K	L	Brake System	Type
ZT15-1200	M10 P=1.0	12	15	23	20.5	brembo	Z-WHEEL/EARL'S
ZT15-1210	M10 P=1.0	12	15	23	18.5	brembo	GOODRIDGE
ZT15-1220	M10 P=1.25	12	15	23	22.0	NISSIN/TOKICO	UNIVERSAL


ZETA
BANJO BOLT

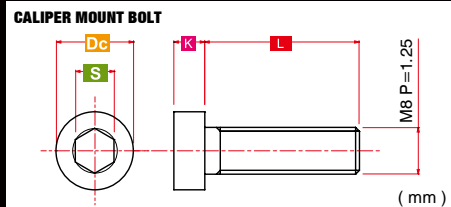
- Titanium brake banjo bolts available for many sizes to fit most brake hoses.
- Light weight design, comes with wiring holes.
- 1.0 thread size banjo bolts for Brembo master cylinders and brake calipers.
- Sold in single piece.

Part #	d	S	Dc	K	L	Brake System	Type
ZT15-1000	M10 P=1.0	12	15	7	20.5	brembo	Z-WHEEL/EARL'S
ZT15-1010	M10 P=1.0	12	15	7	18.5	brembo	GOODRIDGE
ZT15-1020	M10 P=1.25	12	15	7	22.0	NISSIN/TOKICO	UNIVERSAL


ZETA
CALIPER BRIDGE BOLT

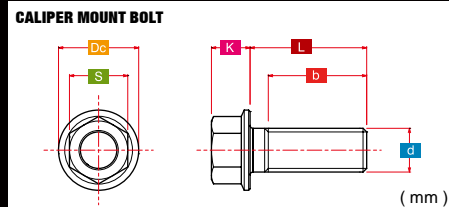
- Titanium caliper bridge bolt kit.
- Make your caliper weight lighter.
- Highly corrosion resistant, won't rust like steel OE bolts.
- For Brembo 2 piece brake caliper use.
- Comes with 4 bolts.

Part #	d	S	Dc	K	L	qty
ZT07-2835	M8 P=1.25	6	13	5	35	1
ZT37-3064	M8 P=1.25	6	13	5	35	4
ZT07-2840	M8 P=1.25	6	13	5	40	1
ZT37-3084	M8 P=1.25	6	13	5	40	4


ZETA
CALIPER MOUNT BOLT

- Light weight titanium caliper mount bolt kit for sport bikes.
- Bolt size is designed compact, to reduce weight.
- Can be used on Brembo brake calipers.
- Wiring holes on the bolt to meet racing regulations.
- Comes with 2 bolts for rear brake calipers. 4 bolts for front radial brake calipers.

Part #	d	S	Dc	K	b	L	qty	Type
ZT33-1072	M7 P=1.0	10	14	6.8	18	20	2	brembo Rear Caliper, Racing
ZT33-1082	M8 P=1.25	10	14	6.8	18	20	2	brembo Rear Caliper, Street
ZT33-1504	M10 P=1.25	12	17	8.2	26	50	4	Radial Mount Caliper
ZT33-1554	M10 P=1.25	12	17	8.2	26	55	4	Radial Mount Caliper
ZT33-1604	M10 P=1.25	12	17	8.2	26	60	4	Radial Mount Caliper
ZT33-1654	M10 P=1.25	12	17	8.2	26	65	4	Radial Mount Caliper
ZT33-1704	M10 P=1.25	12	17	8.2	26	70	4	Radial Mount Caliper
ZT33-1754	M10 P=1.25	12	17	8.2	26	75	4	Radial Mount Caliper




ZETA MASTER CYLINDER BOLT KIT

- The Kit includes clamp bolt, pivot pin, bleeder screw etc. for Brembo master cylinder and RCS master cylinder.
- Compatible with flange and taper cap type.

Part #	Type	Part #	qty	Description
ZT32-1110	Brembo Master Cylinder Flange Bolt Kit	ZT99-9001	1	Flange Bolt M6x19
		ZT03-0620	2	Flange Bolt M6x20
		ZT15-3110	1	Pivot Pin
		ZT15-3110	1	Washer M6
ZT32-1120	Brembo Master Cylinder Taper Cap Bolt Kit	ZT15-4100	1	Bleeder Screw M10 P=1.0
		ZT08-0620	3	Taper Cap Bolt M6x20
		ZT15-3110	1	Pivot Pin
		ZT15-3110	1	Washer M6
ZT32-1210	RCS Master Cylinder Flange Bolt Kit	ZT15-4100	1	Bleeder Screw M10 P=1.0
		ZT03-0625	3	Flange Bolt M6x25
		ZT21-2061	1	Flange Nut Compact M6
		ZT15-3120	1	Pivot Pin
ZT32-1220	RCS Master Cylinder Taper Cap Bolt Kit	ZT15-4100	1	Bleeder Screw M10 P=1.0
		ZT08-0625	3	Taper Cap Bolt M6x25
		ZT21-2061	1	Flange Nut Compact M6
		ZT15-3120	1	Pivot Pin
ZT15-4100	1	Bleeder Screw M10 P=1.0		


ZETA PIVOT PIN

- Titanium Pivot pin for Brembo master cylinder.
- Stock pivot pin is made of steel, which easily rusts, wears and can freeze.
- This titanium pivot pin does not rust and provides smooth lever movement.
- Gold anodized finish for an exclusive look.

Part #	Type	Set
ZT15-3110	Brembo Racing	Washer & Snap Pin
ZT15-3110	Brembo Street	Washer & Snap Pin
ZT15-3120	Brembo RCS	-
ZT15-3130	NISSIN	-


ZETA BLEEDER SCREW

- 8 mm and 10 mm wrench size bleeder screw for Brembo master cylinder.
- Easy operation and lighter than stock, 11 mm wrench size bleeder.

Part #	Size	Type
ZT15-4100	M10 P=1.0	Brembo
ZT15-4080	M8 P=1.25	NISSIN, Brembo


ZETA MASTER CYLINDER CLAMP BOLT SET

- Titanium bolt set for Brembo master cylinder clamp.
- Compatible with flange type and tapered cap type.
- Comes with 2 bolts.

Part #	Type
ZT82-1202	Brembo M6x20 Flange Bolt set
ZT82-1252	RCS M6x25 Flange Bolt Set
ZT88-1202	Brembo M6x20 Taper Bolt set
ZT88-1252	RCS M6x25 Taper Bolt Set


ZETA CHAIN ADJUSTER BOLT

- By using titanium bolts the unsprung weight is reduced, and compared to stock bolts, strength is increased and visual appeal is enhanced.
- Nut is designed one size smaller, for reduced weight and compactness. And because titanium bolts form a non-conductive coating on the surface, it will not rust.
- M8 is used by the four main Japanese manufacturers of off-road, and also some on-road manufacturers (Axle block bolt adjustment type vehicle).
- M10 is mainly used on KTM off-road models, and Husqvarna.

Part #	d	S	K	L	Description	qty
ZT38-5500	M8 P=1.25	10	5.5	50	Chain Adjuster bolt	1
ZT38-5501	M8 P=1.25	10	5.5	50	Chain Adjuster bolt & Nut	2
ZT38-7500	M10 P=1.25	10	5.5	50	Chain Adjuster bolt	1
ZT38-7501	M10 P=1.25	10	5.5	50	Chain Adjuster bolt & Nut	2

OFF ROAD BIKE Application

Bike	Year	Part #
HONDA		
CR125R/250R	87-07	
CRF150R	07-22	
CRF250R	04-23	
CRF450R	02-23	
CRF250RX	19-23	
CRF450RX	17-23	
CRF450L	19-20	
CRF450RL	21-23	ZT38-5501
CRF250X/450X	04-23	
CRF250L/M	12-21	
CRF250L(S)	21	
CRF250RALLY	17-21	
CRF250RALLY(S)	17-21	
CRF1000L AFRICA TWIN	16-19	
XR650R	00-07	
YAMAHA		
YZ65	18-23	
YZ85	19-23	
YZ125/250	90-23	
YZ250F	01-23	
YZ400/426/450F	98-23	
YZ125X/250X	16-23	ZT38-5501
YZ250FX	15-23	
YZ450FX	16-23	
WR250F	01-23	
WR400/426/450F	98-23	
WR250R/X	07-20	
TENERE700	20-22	
KAWASAKI		
KX85	01-23	
KX100	16-21	
KX112	22-23	ZT38-5501
	88-98	
KX125/250	04-08	ZT38-7501
	99-03	
KX250F	04-18	
KX250	19-23	
KX450F	06-18	
KX450	19-23	ZT38-5501
KLX450R	08-15	
KX250X	21-23	
KX450X	21-23	
KLX250/D-TRACKER X	08-20	
SUZUKI		
RM125/250	89-08	
RMZ250	04-22	
RMZ450	05-22	ZT38-5501
RMX450Z	10-19	
DRZ400SM	05-20	
KTM		
85SX	06-23	
105-450SX/SX-F	06-23	
150-530/EXC-F/R/XC-W	06-23	ZT38-7501
125-690SXS/C,SMC/R,ENDURO/R	06-17	
990 ADVENTURE	06-12	
HUSQVARNA		
TC/FC/TX/FX/TE/FE 125-701	14-23	ZT38-7501
BETA		
RR2T250	15-23	
RR2T250RACING	15-22	
RR2T300	15-23	ZT38-5501
RR2T300RACING	15-22	
XTRAINER250	17-22	
XTRAINER300	15-22	

ON ROAD BIKE Application


Bike	Year	Part #
HONDA		
CBR250RR	17-20	
CB650F	17-18	
CB650R	19-21	ZT38-5501
CBR650F	17-18	
CBR650R	19-21	
CBR600RR	09-22	
CBR1000RR	08-21	
X-ADV	17-21	
YAMAHA		
MT09	14-22	
MT09TRACER/TRACER900	18-21	
TRACER9GT	22	
XSR900	16-22	
FZ1	06-15	ZT38-5501
FZ10	17	
MT10	17-21	
YZF-R6	17-22	
YZF-R1/M	04-22	
KAWASAKI		
NINJA400	14-17	
VERSYS650	07-21	
VERSYS1000/SE	12-21	
Z900	18-22	ZT38-5501
Z900RS	18-22	
Z900RS CAFÉ	18-22	
ZX-6R	09-22	
ZX-10R	11-22	
SUZUKI		
GSX-R600	00-19	
GSX-R750	00-19	
GSX-R1000	01-22	
GSX1300R HAYABUSA	08-19	
GSX-S1000	17-22	ZT38-5501
GSX-S1000F	17-20	
GSX-S1000GT	22	
V-STROM1000	02-19	
V-STROM1050	20-21	
HAYABUSA	08-22	
KTM		
690 DUKE	08-19	
990 SUPER DUKE	06-13	
990 SUPERMOTO	08-12	ZT38-7501
1050 ADVENTURE	15-16	
1190 ADVENTURE	13-16	
1190 RC8/R	08-12	
1290 SUPER ADVENTURE/S/R	15-22	

ZETA WASHER

- Made of CNC machined Ti-6AL-4V
- Excellent accuracy, unlike common press machine punched washers.
- Reduce weight by replacing with titanium washers, as well as increasing strength, improved visual appeal.
- Lineup for the high frequency of use M6 , M8 and M10.

Part #	Size	Inner diameter	Outer diameter	Thickness
ZT20-1061	M6	6.4	12	1.6
ZT20-1081	M8	8.4	16	1.6
ZT20-1101	M10	10.4	20	2.1




ZETA BRAKE DISC BOLT

- Titanium brake disc bolts kit.
- Different bolt head design from OE bolts for better workability.
- Available as a kit for specific models.
- Available for sport bikes and off road bikes applications.

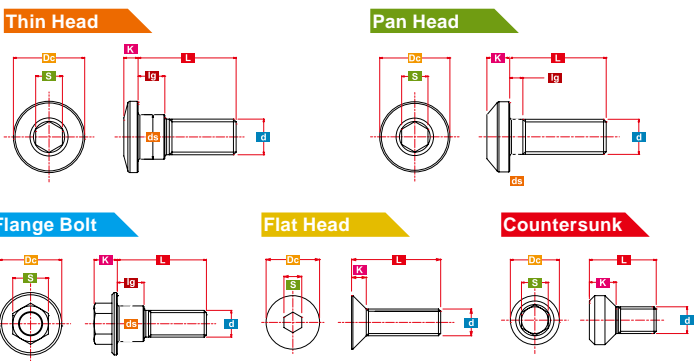
Application OFF ROAD BIKE : P242

Application ON ROAD BIKE : P244


BRAKE DISC BOLT SIZE

Type	Part #	d	S	Dc	K	ds	lg	L	qty
Thin Head φ8-M6×15	ZT10-3141	M6 P=1.0	5	14	3	8	23	15	1
	ZT31-3144	M6 P=1.0	5	14	3	8	23	15	4
	ZT31-3146	M6 P=1.0	5	14	3	8	23	15	6
Thin Head φ9-M6×14	ZT10-3421	M6 P=1.0	5	13	2.8	9	2.5	14	1
	ZT31-3424	M6 P=1.0	5	13	2.8	9	2.5	14	4
	ZT31-3426	M6 P=1.0	5	13	2.8	9	2.5	14	6
Thin Head φ10-M8×14.5	ZT10-3721	M8 P=1.25	6	14.8	3.2	10	2.5	14.5	1
	ZT31-3724	M8 P=1.25	6	14.8	3.2	10	2.5	14.5	4
	ZT31-3726	M8 P=1.25	6	14.8	3.2	10	2.5	14.5	6
Thin Head φ10-M8×20	ZT10-3741	M8 P=1.25	6	16	3.2	10	4.5	20	1
	ZT31-3743	M8 P=1.25	6	16	3.2	10	4.5	20	3
	ZT31-3744	M8 P=1.25	6	16	3.2	10	4.5	20	4
	ZT31-3745	M8 P=1.25	6	16	3.2	10	4.5	20	5
	ZT31-3746	M8 P=1.25	6	16	3.2	10	4.5	20	6
	ZT10-3761	M8 P=1.25	6	16	3.2	10	6	22	1
Thin Head φ10-M8×22	ZT31-3763	M8 P=1.25	6	16	3.2	10	6	22	3
	ZT31-3764	M8 P=1.25	6	16	3.2	10	6	22	4
	ZT31-3765	M8 P=1.25	6	16	3.2	10	6	22	5
Thin Head φ10-M8×28	ZT31-3766	M8 P=1.25	6	16	3.2	10	6	22	6
	ZT10-3781	M8 P=1.25	6	16	3.2	10	9	28	1
	ZT31-3785	M8 P=1.25	6	16	3.2	10	9	28	5
Pan Head φ8-M8×16	ZT10-1621	M8 P=1.25	6	16	5.2	-	2	16	1
	ZT31-1626	M8 P=1.25	6	16	5.2	-	2	16	6
Pan Head φ8-M8×22	ZT10-1651	M8 P=1.25	6	16	5.2	-	3	22	1
	ZT31-1655	M8 P=1.25	6	16	5.2	-	3	22	5
	ZT31-1656	M8 P=1.25	6	16	5.2	-	3	22	6
Flange Bolt φ6-M6×12.5	ZT10-0521	M6 P=1.0	8	14	5.3	-	2.5	12.5	1
	ZT31-0526	M6 P=1.0	8	14	5.3	-	2.5	12.5	6
Flange Bolt φ6-M6×13	ZT10-0231	M6 P=1.0	8	10.5	5.3	-	2	13	1
	ZT31-0234	M6 P=1.0	8	10.5	5.3	-	2	13	4
	ZT31-0236	M6 P=1.0	8	10.5	5.3	-	2	13	6
Flange Bolt φ6-M6×16	ZT10-0261	M6 P=1.0	8	10.5	5.3	-	2	16	1
	ZT31-0263	M6 P=1.0	8	10.5	5.3	-	2	16	3
	ZT31-0264	M6 P=1.0	8	10.5	5.3	-	2	16	4
Flange Bolt φ6-M6×16	ZT31-0265	M6 P=1.0	8	10.5	5.3	-	2	16	5
	ZT31-0266	M6 P=1.0	8	10.5	5.3	-	2	16	6
	ZT03-0616	M6 P=1.0	8	11	5.3	-	2	16	1
Flange Bolt φ6-M6×16	ZT31-5706	M6 P=1.0	8	11	5.3	-	2	16	6
	ZT10-0551	M6 P=1.0	8	13	5.2	-	3	17	1
	ZT31-0554	M6 P=1.0	8	13	5.2	-	3	17	4
Flange Bolt φ6-M6×17	ZT31-0555	M6 P=1.0	8	13	5.2	-	3	17	5
	ZT31-0556	M6 P=1.0	8	13	5.2	-	3	17	6
	ZT03-0620	M6 P=1.0	8	11	5.3	-	2	20	1
Flange Bolt φ6-M6×20	ZT31-5614	M6 P=1.0	8	11	5.3	-	2	20	4
	ZT31-5616	M6 P=1.0	8	11	5.3	-	2	20	6
	ZT31-5614N #	M6 P=1.0	8	11	5.3	-	2	20	4
Flange Bolt&Nut φ6-M6×20	ZT31-5616N #	M6 P=1.0	8	11	5.3	-	2	20	6
	ZT03-0820	M8 P=1.25	10	14	6.8	-	2.5	20	1
	ZT31-4824	M8 P=1.25	10	14	6.8	-	2.5	20	4
Flange Bolt φ8-M8×20	ZT31-4826	M8 P=1.25	10	14	6.8	-	2.5	20	6
	ZT10-0781	M6 P=1.0	8	14	5.2	8	6	20	1
	ZT31-0785	M6 P=1.0	8	14	5.2	8	6	20	5
Flange Bolt φ8-M6×20	ZT31-0786	M6 P=1.0	8	14	5.2	8	6	20	6
	ZT10-0801	M8 P=1.25	10	13.7	6.5	-	3	20	1
	ZT31-3825	M8 P=1.25	10	13.7	6.5	-	3	20	5
Flange Bolt φ8-M8×20	ZT31-3826	M8 P=1.25	10	13.7	6.5	-	3	20	6
	ZT10-0822	M8 P=1.25	10	15.8	5.8	10	6	22	1
	ZT31-0814	M8 P=1.25	10	15.8	5.8	10	6	22	4
Flange Bolt φ10-M8×22	ZT31-0815	M8 P=1.25	10	15.8	5.8	10	6	22	5
	ZT31-0816	M8 P=1.25	10	15.8	5.8	10	6	22	6
	ZT10-0828	M8 P=1.25	10	15.8	5.8	10	9	28	1
Flange Bolt φ10-M8×28	ZT31-0835	M8 P=1.25	10	15.8	5.8	10	9	28	5
	ZT10-2631	M6 P=1.0	6	11	5	-	-	14	1
	ZT31-2634	M6 P=1.0	6	11	5	-	-	14	4
Counter Sunk M6×14	ZT31-2636	M6 P=1.0	6	11	5	-	-	14	6
	ZT10-2651	M6 P=1.0	6	11	6	-	-	18	1
	ZT31-2653	M6 P=1.0	6	11	6	-	-	18	3
Counter Sunk M6×18	ZT31-2654	M6 P=1.0	6	11	6	-	-	18	4
	ZT31-2656	M6 P=1.0	6	11	6	-	-	18	6
	ZT09-6121	M6 P=1.0	4	12	3.3	-	-	12	1
Flat Head M6×12	ZT31-6124	M6 P=1.0	4	12	3.3	-	-	12	4
	ZT09-6161	M6 P=1.0	4	12	3.3	-	-	16	1
Flat Head M6×16	ZT31-6163	M6 P=1.0	4	12	3.3	-	-	16	3
	ZT31-6166	M6 P=1.0	4	12	3.3	-	-	16	6
Flat Head M6×20	ZT09-6201	M6 P=1.0	4	12	3.3	-	-	20	1
	ZT31-6203	M6 P=1.0	4	12	3.3	-	-	20	3

With nut



STREET DISC BOLT SET

< Front disc, quantity for one side >

TITANIUM



Bike	Year	Front			Rear		
		Size	qty	Part #	Size	qty	Part #
HONDA							
CB1300SF / BOLD'OL	05-13	Flange Bolt φ6-M6x17	6	ZT31-0556	Thin Head φ10-M8x22	6	ZT31-3766
	14-19	Flange Bolt φ6-M6x17	5	ZT31-0555	Thin Head φ10-M8x22	6	ZT31-3766
X-4	97-03	Flange Bolt φ6-M6x17	6	ZT31-0556	Thin Head φ10-M8x22	6	ZT31-3766
VFR1200F	10-17	Flange Bolt φ6-M6x17	6	ZT31-0556	Thin Head φ10-M8x20	5	ZT31-3745
CB1100	10-20	Flange Bolt φ6-M6x17	5	ZT31-0555	Thin Head φ10-M8x22	5	ZT31-3765
CBR1100XX	97-06	Flange Bolt φ6-M6x17	6	ZT31-0556	Thin Head φ10-M8x22	6	ZT31-3766
CBR1000RR	04-16	Flange Bolt φ6-M6x17	6	ZT31-0556	Thin Head φ10-M8x22	4	ZT31-3764
	17-21	Flange Bolt φ6-M6x17	5	ZT31-0555	Thin Head φ10-M8x22	4	ZT31-3764
CBR1000RR-R	20-21	Flange Bolt φ6-M6x17	5	ZT31-0555	Thin Head φ10-M8x28	5	ZT31-3785
VTR1000F	97-06	Flange Bolt φ6-M6x17	6	ZT31-0556	Thin Head φ10-M8x22	4	ZT31-3764
CBR954RR	02-03	Flange Bolt φ6-M6x17	6	ZT31-0556	Thin Head φ10-M8x22	4	ZT31-3764
CBR929RR	00-01	Flange Bolt φ6-M6x17	6	ZT31-0556	Thin Head φ10-M8x22	4	ZT31-3764
CB900F HORNET	02-07	Flange Bolt φ6-M6x17	6	ZT31-0556	Thin Head φ10-M8x22	4	ZT31-3764
NC750S/X	14-22	Thin Head φ10-M8x22	5	ZT31-3765	Thin Head φ10-M8x22	5	ZT31-3765
NC700S/X	12-17	Thin Head φ10-M8x22	5	ZT31-3765	Thin Head φ10-M8x22	5	ZT31-3765
CBR600RR	03-22	Flange Bolt φ6-M6x17	6	ZT31-0556	Thin Head φ10-M8x22	4	ZT31-3764
	17	Flange Bolt φ8-M8x20	6	ZT31-4826	Thin Head φ10-M8x22	4	ZT31-3764
CBR250RR	18-20	-	-	-	Thin Head φ10-M8x22	4	ZT31-3764
YAMAHA							
XJR1300	98-02	Pan Head φ8-M8x22	6	ZT31-1656	Pan Head φ8-M8x22	6	ZT31-1656
	03-15	Flange Bolt φ8-M6x20	6	ZT31-0786	Pan Head φ8-M8x22	6	ZT31-1656
XJR1200	96-97	Pan Head φ8-M8x22	6	ZT31-1656	Pan Head φ8-M8x22	6	ZT31-1656
FZ1-S FAZER	08-14	Flange Bolt φ8-M6x20	5	ZT31-0785	Thin Head φ10-M8x20	5	ZT31-3745
FZ1-N	08-12	Flange Bolt φ8-M6x20	5	ZT31-0785	Thin Head φ10-M8x20	5	ZT31-3745
FZ10	17	Flange Bolt φ8-M6x20	5	ZT31-0785	Thin Head φ10-M8x20	5	ZT31-3745
MT-10	17-21	Flange Bolt φ8-M6x20	5	ZT31-0785	Thin Head φ10-M8x20	5	ZT31-3745
YZF-R1	04-14	Flange Bolt φ8-M6x20	5	ZT31-0785	Thin Head φ10-M8x20	5	ZT31-3745
YZF-R1/M	15-22	Flange Bolt φ8-M6x20	5	ZT31-0785	Thin Head φ10-M8x20	5	ZT31-3745
TDM900	02-12	Flange Bolt φ8-M6x20	6	ZT31-0786	Pan Head φ8-M8x22	6	ZT31-1656
FZ09	14-17	Flange Bolt φ8-M6x20	5	ZT31-0785	Thin Head φ10-M8x20	5	ZT31-3745
MT-09	14-22	Flange Bolt φ8-M6x20	5	ZT31-0785	Thin Head φ10-M8x20	5	ZT31-3745
TRACER9GT	22	Flange Bolt φ8-M6x20	5	ZT31-0785	Thin Head φ10-M8x20	5	ZT31-3745
XSR900	16-22	Flange Bolt φ8-M6x20	5	ZT31-0785	Thin Head φ10-M8x20	5	ZT31-3745
FZ8/FAZER8	11-17	Flange Bolt φ8-M6x20	5	ZT31-0785	Pan Head φ8-M8x22	5	ZT31-1655
FZ07	15-17	Flange Bolt φ8-M6x20	5	ZT31-0785	Thin Head φ10-M8x20	5	ZT31-3745
MT-07	14-22	Flange Bolt φ8-M6x20	5	ZT31-0785	Thin Head φ10-M8x20	5	ZT31-3745
XSR700	18-22	Flange Bolt φ8-M6x20	5	ZT31-0785	Thin Head φ10-M8x20	5	ZT31-3745
YZF-R6	03-04	Flange Bolt φ8-M6x20	6	ZT31-0786	Thin Head φ10-M8x20	5	ZT31-3745
	06-22	Flange Bolt φ8-M6x20	5	ZT31-0785	Thin Head φ10-M8x20	5	ZT31-3745
XJ6 DIVERSION F	09-16	Flange Bolt φ8-M6x20	6	ZT31-0786	Pan Head φ8-M8x22	5	ZT31-1655
XJ6	09-16	Flange Bolt φ8-M6x20	6	ZT31-0786	Pan Head φ8-M8x22	5	ZT31-1655
MT-25/3	17-18	Pan Head φ8-M8x22	5	ZT31-1655	Pan Head φ8-M8x22	3	ZT31-1653
YZF-R25/R3	15-18	Pan Head φ8-M8x22	5	ZT31-1655	Pan Head φ8-M8x22	3	ZT31-1653
KAWASAKI							
1400GTR	08-16	Thin Head φ10-M8x22	5	ZT31-3765	Thin Head φ10-M8x22	4	ZT31-3764
ZZR1400	06-17	Thin Head φ10-M8x22	5	ZT31-3765	Thin Head φ10-M8x22	4	ZT31-3764
		Flange Bolt φ10-M8x22	5	ZT31-0815	-	-	-
ZZR1200	02-05	Thin Head φ10-M8x22	5	ZT31-3765	Thin Head φ10-M8x22	5	ZT31-3765
ZX-12R	00-06	Thin Head φ10-M8x22	5	ZT31-3765	Thin Head φ10-M8x22	4	ZT31-3764
ZRX1200 DAEG	09-16	Thin Head φ10-M8x22	5	ZT31-3765	Thin Head φ10-M8x22	4	ZT31-3764
ZRX1200	01-07	Thin Head φ10-M8x22	5	ZT31-3765	Thin Head φ10-M8x22	5	ZT31-3765
ZRX1100	96-00	Thin Head φ10-M8x22	5	ZT31-3765	Thin Head φ10-M8x22	5	ZT31-3765
ZZR1100D	93-00	Thin Head φ10-M8x22	5	ZT31-3765	Thin Head φ10-M8x22	4	ZT31-3764
ZEPHYR1100	92-06	Thin Head φ10-M8x22	5	ZT31-3765	Thin Head φ10-M8x22	6	ZT31-3766
ZX-10R	04-22	Thin Head φ10-M8x22	5	ZT31-3765	Thin Head φ10-M8x22	4	ZT31-3764
		Thin Head φ10-M8x22	5	ZT31-3765	Thin Head φ10-M8x22	4	ZT31-3764
NINJA1000	11-19	Flange Bolt φ10-M8x22	5	ZT31-0815	-	-	-
		Thin Head φ10-M8x22	5	ZT31-3765	Thin Head φ10-M8x22	4	ZT31-3764
NINJA1000SX	20-22	Flange Bolt φ10-M8x22	5	ZT31-0815	-	-	-
		Thin Head φ10-M8x22	5	ZT31-3765	Thin Head φ10-M8x22	4	ZT31-3764
Z1000	03-22	Flange Bolt φ10-M8x22	5	ZT31-0815	-	-	-
		Thin Head φ10-M8x22	5	ZT31-3765	Thin Head φ10-M8x22	4	ZT31-3764
VERSYS1000/SE	15-21	Thin Head φ10-M8x22	5	ZT31-3765	Thin Head φ10-M8x22	4	ZT31-3764
GPZ900R	93-99	Thin Head φ10-M8x22	5	ZT31-3765	Thin Head φ10-M8x22	6	ZT31-3766
Z900	18-22	Thin Head φ10-M8x22	5	ZT31-3765	Thin Head φ10-M8x22	4	ZT31-3764
Z900RS	18-22	Thin Head φ10-M8x22	5	ZT31-3765	Thin Head φ10-M8x22	4	ZT31-3764
Z900RS CAFÉ	18-22	Thin Head φ10-M8x22	5	ZT31-3765	Thin Head φ10-M8x22	4	ZT31-3764
NINJA400	18-22	Thin Head φ10-M8x22	5	ZT31-3765	Thin Head φ10-M8x22	3	ZT31-3763
NINJA250	13-22	Thin Head φ10-M8x22	5	ZT31-3765	Thin Head φ10-M8x22	3	ZT31-3763
ZX-25R	21-22	Thin Head φ10-M8x22	5	ZT31-3765	Thin Head φ10-M8x22	4	ZT31-3764

STREET DISC BOLT SET

< Front disc, quantity for one side >



TITANIUM



Bike	Year	Front			Rear		
		Size	qty	Part #	Size	qty	Part #
SUZUKI							
GSX1400	01-06	Thin Head φ10-M8x28	5	ZT31-3785	Thin Head φ10-M8x28	5	ZT31-3785
		Flange Bolt φ10-M8x28	5	ZT31-0835	-	-	-
GSX1300R HAYABUSA	99-07	Thin Head φ10-M8x28	5	ZT31-3785	Thin Head φ10-M8x28	5	ZT31-3785
		Flange Bolt φ10-M8x28	5	ZT31-0835	-	-	-
	08-19	Thin Head φ10-M8x22	5	ZT31-3765	Thin Head φ10-M8x22	6	ZT31-3766
		Flange Bolt φ10-M8x22	5	ZT31-0815	-	-	-
GSX1300 B-KING	08	Thin Head φ10-M8x22	5	ZT31-3765	Thin Head φ10-M8x22	6	ZT31-3766
BANDIT1250/F/S	07-16	Thin Head φ10-M8x22	5	ZT31-3765	Thin Head φ10-M8x22	5	ZT31-3765
		Flange Bolt φ10-M8x22	5	ZT31-0815	-	-	-
V-STROM1000/XT	17	Thin Head φ10-M8x22	5	ZT31-3765	Thin Head φ10-M8x22	4	ZT31-3764
GSX-S1000F	15-20	Flange Bolt φ8-M6x20	6	ZT31-0786	Thin Head φ10-M8x22	5	ZT31-3765
GSX-S1000	15-21	Flange Bolt φ8-M6x20	6	ZT31-0786	Thin Head φ10-M8x22	5	ZT31-3765
GSX-S1000GT	22	Flange Bolt φ8-M6x20	6	ZT31-0786	Thin Head φ10-M8x22	5	ZT31-3765
GSX-R1000/R	01-04	Thin Head φ10-M8x28	5	ZT31-3785	Thin Head φ10-M8x28	5	ZT31-3785
	05-08	Thin Head φ10-M8x22	5	ZT31-3765	Thin Head φ10-M8x22	5	ZT31-3765
	09-22	Flange Bolt φ8-M6x20	6	ZT31-0786	Thin Head φ10-M8x22	5	ZT31-3765
GSX-R750	06-07	Thin Head φ10-M8x22	5	ZT31-3765	Thin Head φ10-M8x22	5	ZT31-3765
	08-19	Flange Bolt φ8-M6x20	6	ZT31-0786	Thin Head φ10-M8x22	5	ZT31-3765
GSX-R600	06-07	Thin Head φ10-M8x22	5	ZT31-3765	Thin Head φ10-M8x22	5	ZT31-3765
	08-19	Flange Bolt φ8-M6x20	6	ZT31-0786	Thin Head φ10-M8x22	5	ZT31-3765
DUCATI							
DIAVEL/DARK/CARBON	11-18	Flange Bolt φ8-M8X20	5	ZT31-3825	-	-	-
1299 PANIGALE/S/R	15-17	Flange Bolt φ8-M8X20	5	ZT31-3825	-	-	-
1199 PANIGALE/S/R	12-15	Flange Bolt φ8-M8X20	5	ZT31-3825	-	-	-
959 PANIGALE	16-17	Flange Bolt φ8-M8X20	5	ZT31-3825	-	-	-
959 PANIGALE CORSE	18-19	Flange Bolt φ8-M8X20	5	ZT31-3825	-	-	-
959 PANIGALE V2	20-21	Flange Bolt φ8-M8X20	5	ZT31-3825	-	-	-
899 PANIGALE	14-15	Flange Bolt φ8-M8X20	5	ZT31-3825	-	-	-
SS 1000/DS	03-06	Flange Bolt φ8-M8X20	6	ZT31-3826	-	-	-
MONSTER 1200/S/R	14-21	Flange Bolt φ8-M8X20	5	ZT31-3825	-	-	-
MONSTER 821/DARK	15-21	Flange Bolt φ8-M8X20	5	ZT31-3825	-	-	-
MULTISTRADA 1200/S/PIKES	10-18	Flange Bolt φ8-M8X20	5	ZT31-3825	-	-	-
HYPERMOTARD/SP	13-15	Flange Bolt φ8-M8X20	5	ZT31-3825	-	-	-
HYPERMOTARD 939/SP	16-18	Flange Bolt φ8-M8X20	5	ZT31-3825	-	-	-
STREETFIGHTER 848/S	10-15	Flange Bolt φ8-M8X20	5	ZT31-3825	-	-	-
PAUL SMART 1000	06	Flange Bolt φ8-M8X20	6	ZT31-3826	-	-	-
GT 1000/TOURING	07-10	Flange Bolt φ8-M8X20	6	ZT31-3826	-	-	-
SPORT 1000/S	06-09	Flange Bolt φ8-M8X20	6	ZT31-3826	-	-	-
MV AGUSTA							
F4/R/RR	12-16	Flange Bolt φ8-M8X20	5	ZT31-3825	-	-	-
F3 800/RC	15-16	Flange Bolt φ8-M8X20	5	ZT31-3825	-	-	-
F3 675	15-16	Flange Bolt φ8-M8X20	5	ZT31-3825	-	-	-
BRUTALE 1090 RR	13-16	Flange Bolt φ8-M8X20	5	ZT31-3825	-	-	-
DRAGSTAR 800/RR	15-16	Flange Bolt φ8-M8X20	5	ZT31-3825	-	-	-
BRUTALE 800/RR	13-16	Flange Bolt φ8-M8X20	5	ZT31-3825	-	-	-
BRUTALE 675	12-14	Flange Bolt φ8-M8X20	5	ZT31-3825	-	-	-
TURISMO VELOCE 800	15-16	Flange Bolt φ8-M8X20	5	ZT31-3825	-	-	-
RIVALE 800	13-16	Flange Bolt φ8-M8X20	5	ZT31-3825	-	-	-
STRADALE 800	15-16	Flange Bolt φ8-M8X20	5	ZT31-3825	-	-	-

Quantity of front discs for one side

#1 Same shape as the stock

* [-] No drum brake, or no special with configuration.

* The following compatibility table is for sales part number of common models, if model is not shown on the table, please check OEM size prior to purchasing.

* Apply locktight when installing disc bolts.

OFF ROAD DISC BOLT SET

Bike	Year	Front			Rear		
		Size	qty	Part #	Size	qty	Part #
HONDA							
CR80R/85R/R II	96-07	Flange Bolt φ6-M6x17	4	ZT31-0554	Flange Bolt φ6-M6x17	4	ZT31-0554
CR125R/250R	95-01	Flange Bolt φ6-M6x20 & Nut	6	ZT31-5616N #2	Thin Head φ10-M8x22	4	ZT31-3764
	02-07	Flange Bolt φ6-M6x20 & Nut	6	ZT31-5616N #2	Flange Bolt φ6-M6x20 & Nut	4	ZT31-5614N #2
CRF150R/ II	07-22	Flange Bolt φ6-M6x17	4	ZT31-0554	Flange Bolt φ6-M6x17	4	ZT31-0554
CRF250R	04-23	Flange Bolt φ6-M6x20 & Nut	6	ZT31-5616N #2	Flange Bolt φ6-M6x20 & Nut	4	ZT31-5614N #2
CRF450R	02-23	Flange Bolt φ6-M6x20 & Nut	6	ZT31-5616N #2	Flange Bolt φ6-M6x20 & Nut	4	ZT31-5614N #2
CRF250RX	19-23	Flange Bolt φ6-M6x20 & Nut	6	ZT31-5616N #2	Flange Bolt φ6-M6x20 & Nut	4	ZT31-5614N #2
CRF450RX	17-23	Flange Bolt φ6-M6x20 & Nut	6	ZT31-5616N #2	Flange Bolt φ6-M6x20 & Nut	4	ZT31-5614N #2
CRF450L	19-20	Flange Bolt φ6-M6x20 & Nut	6	ZT31-5616N #2	Flange Bolt φ6-M6x20 & Nut	4	ZT31-5614N #2
CRF450RL	21-23	Flange Bolt φ6-M6x20 & Nut	6	ZT31-5616N #2	Flange Bolt φ6-M6x20 & Nut	4	ZT31-5614N #2
CRF250X	04-17	Flange Bolt φ6-M6x20 & Nut	6	ZT31-5616N #2	Flange Bolt φ6-M6x20 & Nut	4	ZT31-5614N #2
CRF450X	05-23	Flange Bolt φ6-M6x20 & Nut	6	ZT31-5616N #2	Flange Bolt φ6-M6x20 & Nut	4	ZT31-5614N #2
CRF125F	14-23	Flange Bolt φ6-M6x17	4	ZT31-0554	-	-	-
CRF150F/230F	03-11	Flange Bolt φ6-M6x17	4	ZT31-0554	-	-	-
CRF250F	19-22	Flange Bolt φ6-M6x17	4	ZT31-0554	Thin Head φ10-M8x22	4	ZT31-3764
CRM50/80	94-98	Flange Bolt φ6-M6x17	4	ZT31-0554	Thin Head φ10-M8x22	4	ZT31-3764
CRM250R/AR	89-98	Flange Bolt φ6-M6x17	4	ZT31-0554	Thin Head φ10-M8x22	4	ZT31-3764
CRF250L/M	12-20	Flange Bolt φ6-M6x17	6	ZT31-0556	Thin Head φ10-M8x22	4	ZT31-3764
CRF250L(S)	21	Flange Bolt φ6-M6x17	6	ZT31-0556	Thin Head φ10-M8x22	4	ZT31-3764
CRF250RALLY	17-21	Flange Bolt φ6-M6x17	6	ZT31-0556	Thin Head φ10-M8x22	4	ZT31-3764
CRF250RALLY(S)	21	Flange Bolt φ6-M6x17	6	ZT31-0556	Thin Head φ10-M8x22	4	ZT31-3764
CRF300L	21-22	Flange Bolt φ6-M6x17	6	ZT31-0556	Thin Head φ10-M8x22	4	ZT31-3764
CRF300L RALLY	21-22	Flange Bolt φ6-M6x17	6	ZT31-0556	Thin Head φ10-M8x22	4	ZT31-3764
CRF1000L AFRICA TWIN	16-19	Flange Bolt φ6-M6x17	6 #1	ZT31-0556	Thin Head φ10-M8x22	4	ZT31-3764
CRF1100L AFRICA TWIN	20	Flange Bolt φ6-M6x17	6 #1	ZT31-0556	Thin Head φ10-M8x22	4	ZT31-3764
SL230	97-04	Flange Bolt φ6-M6x17	4	ZT31-0554	Thin Head φ10-M8x22	4	ZT31-3764
XR50/100 MOTARD	05-08	Thin Head φ10-M8x22	3	ZT31-3763	Thin Head φ10-M8x22	3	ZT31-3763
XR230/MOTARD	05-13	Flange Bolt φ6-M6x17	4	ZT31-0554	Thin Head φ10-M8x22	4	ZT31-3764
XLR250R/BAJA	88-94	Flange Bolt φ6-M6x17	4	ZT31-0554	Thin Head φ10-M8x22	4	ZT31-3764
XR250/BAJA	95-07	Flange Bolt φ6-M6x17	4	ZT31-0554	Thin Head φ10-M8x22	4	ZT31-3764
XR250 MOTARD	03-07	Flange Bolt φ6-M6x17	4	ZT31-0554	Thin Head φ10-M8x22	4	ZT31-3764
XR250R	90-04	Flange Bolt φ6-M6x17	4	ZT31-0554	Thin Head φ10-M8x22	4	ZT31-3764
XR400 MOTARD	05-08	Flange Bolt φ6-M6x17	4	ZT31-0554	Thin Head φ10-M8x22	4	ZT31-3764
XR400R	96-06	Flange Bolt φ6-M6x17	4	ZT31-0554	Thin Head φ10-M8x22	4	ZT31-3764
XR600R	91-00	Flange Bolt φ6-M6x17	4	ZT31-0554	Thin Head φ10-M8x22	4	ZT31-3764
XR650R	00-07	Flange Bolt φ6-M6x17	4	ZT31-0554	Flange Bolt φ6-M6x17	4	ZT31-0554
XR650L	93-20	Thin Head φ10-M8x22	4	ZT31-3764	Thin Head φ10-M8x22	4	ZT31-3764
XR750 AFRICA TWIN	93-00	Thin Head φ10-M8x22	4 #1	ZT31-3764	Thin Head φ10-M8x22	4	ZT31-3764
YAMAHA							
YZ65	18-23	-	-	-	Counter Sunk M6x14	4	ZT31-2634
YZ80/85/LW	93-18	Counter Sunk M6x18	3	ZT31-2653	Counter Sunk M6x18	4	ZT31-2654
	19-23	Counter Sunk M6x18	3	ZT31-2653	Counter Sunk M6x14	4	ZT31-2634
	90-97	Counter Sunk M6x18	6	ZT31-2656	Counter Sunk M6x18	6	ZT31-2656
YZ125/250	98-07	Counter Sunk M6x18	6	ZT31-2656	Flange Bolt φ6-M6x12.5	6	ZT31-0526
	08-18	Counter Sunk M6x14	6	ZT31-2636	Flange Bolt φ6-M6x12.5	6	ZT31-0526
	19-23	Counter Sunk M6x14	6	ZT31-2636	Counter Sunk M6x14	6	ZT31-2636
YZ250F	01-07	Counter Sunk M6x18	6	ZT31-2656	Flange Bolt φ6-M6x12.5	6	ZT31-0526
	08-18	Counter Sunk M6x14	6	ZT31-2636	Flange Bolt φ6-M6x12.5	6	ZT31-0526
YZ400/426/450F	98-07	Counter Sunk M6x18	6	ZT31-2656	Flange Bolt φ6-M6x12.5	6	ZT31-0526
	08-17	Counter Sunk M6x14	6	ZT31-2636	Flange Bolt φ6-M6x12.5	6	ZT31-0526
YZ450F	18-23	Counter Sunk M6x14	6	ZT31-2636	Counter Sunk M6x14	6	ZT31-2636
	17-18	Counter Sunk M6x14	6	ZT31-2636	Flange Bolt φ6-M6x12.5	6	ZT31-0526
YZ125X	19-23	Counter Sunk M6x14	6	ZT31-2636	Counter Sunk M6x14	6	ZT31-2636
	16-18	Counter Sunk M6x14	6	ZT31-2636	Flange Bolt φ6-M6x12.5	6	ZT31-0526
YZ250X	19-23	Counter Sunk M6x14	6	ZT31-2636	Counter Sunk M6x14	6	ZT31-2636
	15-18	Counter Sunk M6x14	6	ZT31-2636	Flange Bolt φ6-M6x12.5	6	ZT31-0526
YZ250FX	19-23	Counter Sunk M6x14	6	ZT31-2636	Counter Sunk M6x14	6	ZT31-2636
	16-18	Counter Sunk M6x14	6	ZT31-2636	Flange Bolt φ6-M6x12.5	6	ZT31-0526
YZ450FX	19-23	Counter Sunk M6x14	6	ZT31-2636	Counter Sunk M6x14	6	ZT31-2636
	01-07	Counter Sunk M6x18	6	ZT31-2656	Flange Bolt φ6-M6x12.5	6	ZT31-0526
WR250F	08-18	Counter Sunk M6x14	6	ZT31-2636	Flange Bolt φ6-M6x12.5	6	ZT31-0526
	19-23	Counter Sunk M6x14	6	ZT31-2636	Counter Sunk M6x14	6	ZT31-2636
WR400/426/450F	98-07	Counter Sunk M6x18	6	ZT31-2656	Flange Bolt φ6-M6x12.5	6	ZT31-0526
	08-18	Counter Sunk M6x14	6	ZT31-2636	Flange Bolt φ6-M6x12.5	6	ZT31-0526
WR450F	19-23	Counter Sunk M6x14	6	ZT31-2636	Counter Sunk M6x14	6	ZT31-2636
	91-94	Thin Head φ8-M6x15	6	ZT31-3146	Thin Head φ8-M6x15	6	ZT31-3146
DT200WR	97-00	Thin Head φ8-M6x15	6	ZT31-3146	Thin Head φ8-M6x15	6	ZT31-3146
DT230LANZA	93-04	Flange Bolt φ6-M6x17	6	ZT31-0556	Thin Head φ10-M8x20	3	ZT31-3743
SEROW225W/WE	05-20	Flange Bolt φ6-M6x17	6	ZT31-0556	Thin Head φ10-M8x20	3	ZT31-3743
SEROW250	00-06	Thin Head φ8-M6x15	4	ZT31-3144	-	-	-
TTR125LW/LWE	99-11	Flange Bolt φ6-M6x17	6	ZT31-0556	-	-	-
TTR225/230	93-97	Thin Head φ8-M6x15	6	ZT31-3146	Thin Head φ8-M6x15	6	ZT31-3146
TT250R/RAID	04-18	Flange Bolt φ6-M6x17	6	ZT31-0556	Thin Head φ10-M8x20	3	ZT31-3743
TRICKER	07-20	Flange Bolt φ6-M6x15	6	ZT31-5706	Flange Bolt φ6-M6x15	6	ZT31-5706
WR250R	07-17	PanHead Bolt M8x16	6	ZT31-1626	Flange Bolt φ6-M6x15	6	ZT31-5706
WR250X	06-17	Flange Bolt φ6-M6x17	6	ZT31-0556	Thin Head φ10-M8x20	3	ZT31-3743
XT250X	90-95	Flange Bolt φ6-M6x15	6	ZT31-5706	Flange Bolt φ6-M6x17	6	ZT31-0556
XT600E	20-22	-	-	-	Thin Head φ10-M8x20	5	ZT31-3745

TITANIUM



OFF ROAD DISC BOLT SET



TITANIUM



Bike	Year	Front			Rear		
		Size	qty	Part #	Size	qty	Part #
KAWASAKI							
KX65	00-23	Thin Head φ9-M6x14	4	ZT31-3424	Thin Head φ9-M6x14	4	ZT31-3424
KX80/ II	87-00	Flat Head Bolt M6x12	4	ZT31-6124	Flat Head Bolt M6x12	4	ZT31-6124
KX85/ II	01-23	Thin Head φ9-M6x14	6	ZT31-3426	Thin Head φ9-M6x14	4	ZT31-3424
KX100	16-21	Thin Head φ9-M6x14	6	ZT31-3426	Thin Head φ9-M6x14	4	ZT31-3424
KX112	22-23	Thin Head φ9-M6x14	6	ZT31-3426	Thin Head φ9-M6x14	4	ZT31-3424
KX125/250	89-02	Counter Sunk M6x14	4	ZT31-2634	Counter Sunk M6x14	6	ZT31-2636
	03-08	Thin Head φ9-M6x14	4	ZT31-3424	Thin Head φ10-M8x14.5	4	ZT31-3724
KX250F	04-18	Thin Head φ9-M6x14	4	ZT31-3424	Thin Head φ10-M8x14.5	4	ZT31-3724
KX250	19-23	Thin Head φ9-M6x14	4	ZT31-3424	Thin Head φ10-M8x14.5	4	ZT31-3724
KX450F	06-18	Thin Head φ9-M6x14	4	ZT31-3424	Thin Head φ10-M8x14.5	4	ZT31-3724
KX450	19-23	Thin Head φ9-M6x14	4	ZT31-3424	Thin Head φ10-M8x14.5	4	ZT31-3724
KLX450R	08-15	Thin Head φ9-M6x14	4	ZT31-3424	Thin Head φ10-M8x14.5	4	ZT31-3724
KX250X	21-23	Thin Head φ9-M6x14	4	ZT31-3424	Thin Head φ10-M8x14.5	4	ZT31-3724
KX450X	21-23	Thin Head φ9-M6x14	4	ZT31-3424	Thin Head φ10-M8x14.5	4	ZT31-3724
D-TRACKER125	10-15	Thin Head φ10-M8x14.5	6	ZT31-3726	Thin Head φ10-M8x14.5	6	ZT31-3726
KLX125	10-16	Thin Head φ10-M8x14.5	6	ZT31-3726	Thin Head φ10-M8x14.5	6	ZT31-3726
KLX150BF	16	Thin Head φ10-M8x14.5	6	ZT31-3726	Thin Head φ10-M8x14.5	6	ZT31-3726
D-TRACKER/X	98-16	Thin Head φ10-M8x14.5	4	ZT31-3724	Thin Head φ10-M8x14.5	6	ZT31-3726
KDX125SR	90-99	Thin Head φ10-M8x14.5	4	ZT31-3724	Thin Head φ10-M8x14.5	6	ZT31-3726
KDX200SR	90-93	Thin Head φ10-M8x14.5	4	ZT31-3724	Thin Head φ10-M8x14.5	6	ZT31-3726
KDX220SR	94-99	Thin Head φ10-M8x14.5	4	ZT31-3724	Thin Head φ10-M8x14.5	6	ZT31-3726
KDX220R	94-05	Thin Head φ10-M8x14.5	4	ZT31-3724	Thin Head φ10-M8x14.5	6	ZT31-3726
KDX250R/SR	91	Thin Head φ10-M8x14.5	4	ZT31-3724	Thin Head φ10-M8x14.5	6	ZT31-3726
	92-95	Counter Sunk M6x14	4	ZT31-2634	Thin Head φ10-M8x14.5	6	ZT31-3726
KLX250	98-20	Thin Head φ10-M8x14.5	4	ZT31-3724	Thin Head φ10-M8x14.5	6	ZT31-3726
KLX250ES	94-97	Thin Head φ10-M8x14.5	4	ZT31-3724	Thin Head φ10-M8x14.5	6	ZT31-3726
KLX250SR	93-97	Thin Head φ10-M8x14.5	4	ZT31-3724	Thin Head φ10-M8x14.5	6	ZT31-3726
KLX250R/300R	93-07	Counter Sunk M6x14	4	ZT31-2634	Thin Head φ10-M8x14.5	6	ZT31-3726
KLX300R	20-21	Thin Head φ10-M8x14.5	4	ZT31-3724	Thin Head φ10-M8x14.5	6	ZT31-3726
SUPER SHERPA	97-08	Thin Head φ10-M8x14.5	6	ZT31-3726	-	-	-
KLX650	93-96	Thin Head φ10-M8x14.5	4	ZT31-3724	Thin Head φ10-M8x14.5	6	ZT31-3726
KLX650R	93-96	Counter Sunk M6x14	4	ZT31-2634	Thin Head φ10-M8x14.5	6	ZT31-3726
SUZUKI							
RM80/85/L	94-21	Flat Head Bolt M6x20	3	ZT31-6203 #3	Flat Head Bolt M6x12	4	ZT31-6124
RM125/250	88-95	Flat Head Bolt M6x16	6	ZT31-6166	Flat Head Bolt M6x16	6	ZT31-6166
	96-05	Counter Sunk M6x18	6	ZT31-2656	Counter Sunk M6x18	6	ZT31-2656
RMZ250	06-08	Counter Sunk M6x18	6	ZT31-2656	Flange Bolt φ6-M6x13	6	ZT31-0236
	07-22	Thin Head φ9-M6x14	4	ZT31-3424	Thin Head φ10-M8x14.5	4	ZT31-3724
RMZ450	05-22	Thin Head φ9-M6x14	4	ZT31-3424	Thin Head φ10-M8x14.5	4	ZT31-3724
RMX450Z	10-19	Thin Head φ9-M6x14	4	ZT31-3424	Thin Head φ10-M8x14.5	4	ZT31-3724
DRZ125L	03-09	Flat Head Bolt M6x20	3	ZT31-6203 #3	-	-	-
RMX250R/S	89-95	Flat Head Bolt M6x16	6	ZT31-6166	Flat Head Bolt M6x16	6	ZT31-6166
	96-98	Counter Sunk M6x18	6	ZT31-2656	Counter Sunk M6x18	6	ZT31-2656
SX125R/200R	85-91	Thin Head φ10-M8x20	4	ZT31-3744	-	-	-
TS125R/200R	89-97	Thin Head φ10-M8x20	4	ZT31-3744	-	-	-
DJEBEL 125/200	93-06	Thin Head φ10-M8x20	4	ZT31-3744	-	-	-
DR250R/RX	95-05	Flat Head Bolt M6x16	6	ZT31-6166	Thin Head φ10-M8x20	4	ZT31-3744
DR250S/350S	90-94	Thin Head φ10-M8x20	4	ZT31-3744	-	-	-
DR650SE	96-00	Thin Head φ10-M8x20	6	ZT31-3746	Thin Head φ10-M8x20	6	ZT31-3746
DR800S	91-96	Thin Head φ10-M8x20	6	ZT31-3746	Thin Head φ10-M8x20	6	ZT31-3746
DRZ400E/S	00-21	Counter Sunk M6x18	6	ZT31-2656	Counter Sunk M6x18	6	ZT31-2656
DRZ400SM	05-21	Counter Sunk M6x18	6	ZT31-2656	Counter Sunk M6x18	6	ZT31-2656
KTM							
50SX	07-13	Flange Bolt φ6-M6x13	4	ZT31-0234	Flange Bolt φ6-M6x16	5	ZT31-0265
	14-23	Flange Bolt φ6-M6x13	4	ZT31-0234	Flange Bolt φ6-M6x16	4	ZT31-0264
	02-05	Flat Head Bolt M6x16	3	ZT31-6163 #3	Flange Bolt φ6-M6x13	4	ZT31-0234
65SX	06-19	Flange Bolt φ6-M6x16	3	ZT31-0263 #3	Flange Bolt φ6-M6x16	4	ZT31-0264
	20-23	-	-	-	Flange Bolt φ6-M6x16	4	ZT31-0264
85SX	03-23	Flange Bolt φ6-M6x13	4	ZT31-0234	Flange Bolt φ6-M6x16	4	ZT31-0264
125SX	01-23	Flange Bolt φ6-M6x13	6	ZT31-0236	Flange Bolt φ6-M6x13	6	ZT31-0236
150SX	09-22	Flange Bolt φ6-M6x13	6	ZT31-0236	Flange Bolt φ6-M6x13	6	ZT31-0236
250SX	01-23	Flange Bolt φ6-M6x13	6	ZT31-0236	Flange Bolt φ6-M6x13	6	ZT31-0236
250SX-F	05-23	Flange Bolt φ6-M6x13	6	ZT31-0236	Flange Bolt φ6-M6x13	6	ZT31-0236
350SX-F	11-23	Flange Bolt φ6-M6x13	6	ZT31-0236	Flange Bolt φ6-M6x13	6	ZT31-0236
450SX-R	03-06	Flange Bolt φ6-M6x13	6	ZT31-0236	Flange Bolt φ6-M6x13	6	ZT31-0236
450SX-F	07-23	Flange Bolt φ6-M6x13	6	ZT31-0236	Flange Bolt φ6-M6x13	6	ZT31-0236
125EXC	03-14	Flange Bolt φ6-M6x13	6	ZT31-0236	Flange Bolt φ6-M6x13	6	ZT31-0236
200/250/300EXC	00-23	Flange Bolt φ6-M6x13	6	ZT31-0236	Flange Bolt φ6-M6x13	6	ZT31-0236
250EXC-R	01-06	Flange Bolt φ6-M6x13	6	ZT31-0236	Flange Bolt φ6-M6x13	6	ZT31-0236
250EXC-F	07-23	Flange Bolt φ6-M6x13	6	ZT31-0236	Flange Bolt φ6-M6x13	6	ZT31-0236
350EXC-F	12-23	Flange Bolt φ6-M6x13	6	ZT31-0236	Flange Bolt φ6-M6x13	6	ZT31-0236
400EXC-R	00-05	Flange Bolt φ6-M6x13	6	ZT31-0236	Flange Bolt φ6-M6x13	6	ZT31-0236
400EXC	09-11	Flange Bolt φ6-M6x13	6	ZT31-0236	Flange Bolt φ6-M6x13	6	ZT31-0236
450EXC-R	03-08	Flange Bolt φ6-M6x13	6	ZT31-0236	Flange Bolt φ6-M6x13	6	ZT31-0236
450EXC/F	09-23	Flange Bolt φ6-M6x13	6	ZT31-0236	Flange Bolt φ6-M6x13	6	ZT31-0236
500EXC/F	12-23	Flange Bolt φ6-M6x13	6	ZT31-0236	Flange Bolt φ6-M6x13	6	ZT31-0236
525EXC-R	03-07	Flange Bolt φ6-M6x13	6	ZT31-0236	Flange Bolt φ6-M6x13	6	ZT31-0236
530EXC	09-11	Flange Bolt φ6-M6x13	6	ZT31-0236	Flange Bolt φ6-M6x13	6	ZT31-0236
150XC	12-18	Flange Bolt φ6-M6x13	6	ZT31-0236	Flange Bolt φ6-M6x13	6	ZT31-0236
150XC-W	17-23	Flange Bolt φ6-M6x13	6	ZT31-0236	Flange Bolt φ6-M6x13	6	ZT31-0236
250XC-W	06-23	Flange Bolt φ6-M6x13	6	ZT31-0236	Flange Bolt φ6-M6x13	6	ZT31-0236
300XC-W	12-23	Flange Bolt φ6-M6x13	6	ZT31-0236	Flange Bolt φ6-M6x13	6	ZT31-0236
FREERIDE 250R	14-17	Flange Bolt φ6-M6x13	4	ZT31-0234	Flange Bolt φ6-M6x16	4	ZT31-0264
FREERIDE 350	12-13	Flange Bolt φ6-M6x13	4	ZT31-0234	Flange Bolt φ6-M6x13	4	ZT31-0234
450SMR	14-17	Flange Bolt φ6-M6x13	4	ZT31-0234	Flange Bolt φ6-M6x16	4	ZT31-0264
450SMR	05-13	Flange Bolt φ6-M6x16	6	ZT31-0266	Flange Bolt φ6-M6x13	6	ZT31-0236
690ENDURO/R	08-13	Flange Bolt φ6-M6x13	6	ZT31-0236	Flange Bolt φ6-M6x13	6	ZT31-0236
BETA							
RR2T250	15-23	Flange Bolt φ6-M6x15	6	ZT31-5706	Flange Bolt φ6-M6x15	6	ZT31-5706
RR2T250RACING	15-22	Flange Bolt φ6-M6x15	6	ZT31-5706	Flange Bolt φ6-M6x15	6	ZT31-5706
RR2T300	15-23	Flange Bolt φ6-M6x15	6	ZT31-5706	Flange Bolt φ6-M6x15	6	ZT31-5706
RR2T300RACING	15-22	Flange Bolt φ6-M6x15	6	ZT31-5706	Flange Bolt φ6-M6x15	6	ZT31-5706
XTRAINER250	17-22	Flange Bolt φ6-M6x15	6	ZT31-5706	Flange Bolt φ6-M6x15	6	ZT31-5706
XTRAINER300	15-22	Flange Bolt φ6-M6x15	6	ZT31-5706	Flange Bolt φ6-M6x15	6	ZT31-5706

#1 Quantity of front discs for one side.

#2 With lock nut. Without nut, ZT31-5616 (6 qty), ZT31-5614 (4 qty)

#3 Disc bolts only. ZT21-1061 (lock nut) is required for installation

* [-] No drum brake, or no special with configuration.

* The following compatibility table is for sales part number of common models, if model is not shown on the table, please check OEM size prior to purchasing.

* Apply locktight when installing disc bolts.



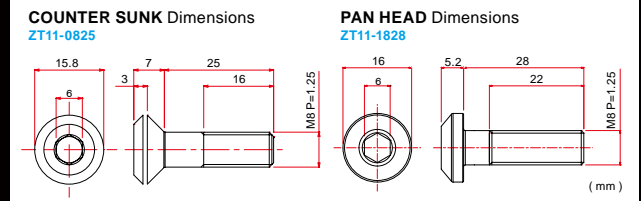
Bike	Year	Part #
HONDA		
CR80R/RII	96-02	ZT34-2504N
CR85R/RII	03-07	ZT34-2504N
CR125R	92-07	ZT34-2506N
CR250R	92-07	ZT34-2506N
CRF150R/II	07-22	ZT34-2504N
CRF250R	04-23	ZT34-2506N
CRF450R	02-23	ZT34-2506N
CRF250RX	19-23	ZT34-2506N
CRF450RX	17-23	ZT34-2506N
CRF450L	19-20	ZT34-2506N
CRF450RL	21-23	ZT34-2506N
CRF250X	04-17	ZT34-2506N
CRF450X	05-23	ZT34-2506N
CRF50F	04-14	ZT34-2504N
CRF70F	04-12	ZT34-2504N
CRF80F	04-12	ZT34-2504N
CRF100F	04-12	ZT34-2504N
CRF125F	14-22	ZT34-2504N
CRF150F	03-11	ZT34-2506N
CRF230F	03-11	ZT34-2506N
CRF250F	19-22	ZT34-2506N
CRM50	94-98	ZT34-2504N
CRM80	94-98	ZT34-2504N
CRM250AR	97-98	ZT34-2506N
TLM220R	90-93	ZT34-2504N
XR50R	00-03	ZT34-2504N
XR70R	97-03	ZT34-2504N
XR80R	85-03	ZT34-2504N
XR100R	90-03	ZT34-2504N
XR250R	96-04	ZT34-2506N
XR400R	96-06	ZT34-2506N
XR650R	00-07	ZT34-2506N
SL230	97-04	ZT34-2506N
XR230	05-13	ZT34-2506N
XR250	95-07	ZT34-2506N
XR250 BAJA	95-04	ZT34-2506N
XR230 MOTARD	08-13	ZT34-2506N
XR250 MOTARD	03-07	ZT34-2506N
YAMAHA		
YZ65	18-23	ZT34-2504N
YZ80/LW	93-01	ZT34-2504N
YZ85/LW	02-23	ZT34-2504N
YZ125	90-23	ZT34-2506N
YZ250	90-23	ZT34-2506N
YZ250F	01-23	ZT34-2506N
YZ400F	98-99	ZT34-2506N
YZ426F	00-02	ZT34-2506N
YZ450F	03-23	ZT34-2506N
YZ125X	17-23	ZT34-2506N
YZ250X	16-23	ZT34-2506N
YZ250FX	15-23	ZT34-2506N
YZ450FX	16-23	ZT34-2506N
WR250F	01-23	ZT34-2506N
WR400F	98-00	ZT34-2506N
WR426F	01-02	ZT34-2506N
WR450F	03-23	ZT34-2506N
WR250R	07-20	ZT34-2706N
WR250X	07-20	ZT34-2706N
KAWASAKI		
KX125	89-08	ZT34-2506N
KX250	89-08	ZT34-2506N
KX250F	04-18	ZT34-2506N
KX250	19-23	ZT34-2506N
KX450F	06-18	ZT34-2506N
KX450	19-23	ZT34-2506N
KLX450R	08-15	ZT34-2506N
KX250X	21-23	ZT34-2506N
KX450X	21-23	ZT34-2506N
KDX125SR	90-99	ZT34-2506N
KDX200SR	90-93	ZT34-2506N
KDX220SR	94-99	ZT34-2506N
KDX250SR	91-94	ZT34-2506N
KDX220R	94-05	ZT34-2506N
KDX250R	91-95	ZT34-2506N
KLX250/ D-TRACKER	98-07	ZT34-2506N
KLX250/ D-TRACKER X	08-20	ZT34-2506N
KLX250ES	94-97	ZT34-2506N
KLX250SR	93-97	ZT34-2506N
KLX300R	96-21	ZT34-2506N
KLX650R	93-96	ZT34-2506N

Bike	Year	Part #
SUZUKI		
RM80	94-01	ZT34-2504N
RM85/L	02-21	ZT34-2504N
RM125	90-08	ZT34-2506N
RM250	90-08	ZT34-2506N
RMZ250	07-22	ZT34-2506N
RMZ450	05-22	ZT34-2506N
RMX450Z	10-19	ZT34-2506N
RMX250R	96-98	ZT34-2506N
RMX250S	96-98	ZT34-2506N
RH250	84-88	ZT34-2506N
DRZ125/L	03-09	ZT34-2504N
DRZ400	00-04	ZT34-2506N
DRZ400E	00-17	ZT34-2506N
DRZ400S	00-21	ZT34-2506N
DRZ400SM	05-21	ZT34-2506N
DR250S	90-94	ZT34-2506N
DR350S	90-93	ZT34-2506N
DR650SE	96-00	ZT34-2506N
DR800S	91-96	ZT34-2506N
KTM		
85SX	03-23	ZT34-2504N
125SX	01-23	ZT34-2506N
150SX	09-22	ZT34-2506N
250SX	01-23	ZT34-2506N
250SX-F	05-23	ZT34-2506N
350SX-F	11-23	ZT34-2506N
450SX-F	07-23	ZT34-2506N
450SX-R	03-06	ZT34-2506N
125EXC	03-14	ZT34-2506N
200EXC	00-16	ZT34-2506N
250EXC	00-23	ZT34-2506N
300EXC	00-23	ZT34-2506N
250EXC-R	01-06	ZT34-2506N
250EXC-F	07-23	ZT34-2506N
350EXC-F	12-23	ZT34-2506N
400EXC-R	00-05	ZT34-2506N
450EXC-R	03-08	ZT34-2506N
525EXC-R	03-07	ZT34-2506N
400EXC	09-11	ZT34-2506N
450EXC/F	09-23	ZT34-2506N
500EXC/F	12-23	ZT34-2506N
530EXC	09-11	ZT34-2506N
150XC	12-18	ZT34-2506N
150XC-W	17-23	ZT34-2506N
250XC-W	08-23	ZT34-2506N
300XC-W	12-23	ZT34-2506N
FREERIDE 250R	14-17	ZT34-2504N
FREERIDE 350	12-17	ZT34-2504N
450SMR	05-14	ZT34-2506N
690ENDURO/R	08-22	ZT34-2506N
690SMC/R	08-22	ZT34-2506N
BEITA		
RR2T250	15-23	ZT34-2506N
RR2T250RACING	15-22	ZT34-2506N
RR2T300	15-23	ZT34-2506N
RR2T300RACING	15-22	ZT34-2506N
XTRAINER250	17-22	ZT34-2506N
XTRAINER300	15-22	ZT34-2506N

ZETA SPROCKET BOLT & NUT SET

- Titanium sprocket bolt and nut set, lighter than OEM sprocket bolts and nuts.
- Rust and stain resistant due to passive film on titanium material.
- Sprocket bolt set and bolt & nut set available.

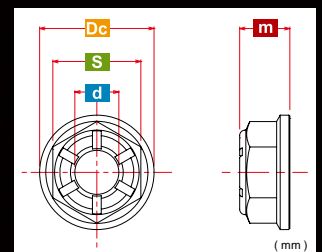
Part #	qty	Bolt Type	Description
ZT11-0825	1	COUNTER SUNK	Sprocket Bolt
ZT34-2504N	4	COUNTER SUNK	Sprocket Bolt & Nut
ZT34-2506N	6	COUNTER SUNK	Sprocket Bolt & Nut
ZT11-1828	1	PAN HEAD	Sprocket Bolt
ZT34-2706N	6	PAN HEAD	Sprocket Bolt & Nut



ZETA SPROCKET NUT SET

- Titanium sprocket flange lock nut set.
- One size smaller size nut head for reduced weight.
- Lighter than OEM sprocket nuts,
- Nut sizes available : M8, M10 and M12, comes in 5 pc or 6 pc sets.

Part #	d	S	Dc	m	qty
ZT35-0806	M8 P=1.25	12	16	7.6	6
ZT35-1005	M10 P=1.25	14	19	9.6	5
ZT35-1006	M10 P=1.25	14	19	9.6	6
ZT35-1205	M12 P=1.25	17	23	11.6	5



Never Cold Ride. Winter jacket designed for ease of movement in off-road driving

DFG WINTER RIDE JACKET OFFROAD JP

- Softshell jacket ideal for trail riding in severe winter conditions.
- Windproof stretch soft shell blocks cold wind while running.
- Designed for riding and easy movement around the shoulders.
- Shoulder (CE), elbow (CE) - Back protector included (removable).
- Optional chest core protector can be attached (DG0203-0101).
- Material - 96% polyester, 4% polyurethane.
- Action pleat construction around the shoulders. The design does not interfere with arm movement while riding.
- Reflectors are placed on the elbows and back. Ensures visibility when driving at night.
- Pocket on the left chest.
- Left and right hip pockets.
- Pocket on the inside left chest.
- Optional chest core protector (DG0203-0101) can be attached. Flap for attachment included.
- Drawcord adjuster at the hem. Prevents wind entrapment when running.

Part #	Size	Color	
DG2371-001-008	S	Black	" Includes protectors for shoulders, elbows and back. Shoulder (CE LEVEL 1) Elbow (CE LEVEL 1) Back (breathable foam padding) included (removable) Adjustable vertical position (shoulder and elbow)."
DG2371-001-009	M		
DG2371-001-010	L		
DG2371-001-011	XL		
DG2371-001-012	2XL		
DG2371-001-013	3XL		



Back Style



Never Cold Ride!

DFG WINTER RIDE PANTS OFF ROAD JP

- A strong ally in cold weather. Windproof and heat-retaining cold-weather riding pants.
- Windproof stretch soft shell protects against cold winds while running.
- Designed for ease of movement with an emphasis on riding, and compatible with knee protectors and knee braces.
- The lining is made of a soft, brushed fabric.
- Windproof fabric is added to the lining of the knee area to improve heat retention and wind resistance.
- Retractable ventilation at thighs.
- Stretch panels on the knees, inseam and waist.
- Zippered pocket on the waist.
- Reflector on the thigh.
- Heat-resistant leather is used on the inside of the knees.
- SAS-TEC option pad (DG0809-1101) can be installed as an option.

Part #	Size	Color
DG0162-0130	30	Black
DG0162-0132	32	
DG0162-0134	34	
DG0162-0136	36	
DG0162-0138	38	
DG0162-0140	40	



Back Style



Never Cold Ride. Boot-out type winter ride pants.

DFG WINTER RIDE PANTS TRAIL JP

- Boot-out type softshell pants, ideal for trail riding in severe winter conditions.
- Windproof stretch soft shell protects against cold winds while running.
- Pants with padding on the inside for excellent heat retention.
- Compatible with knee shinguards and off-road boots.
- Adjustable waist drawstring belt.
- Zippered pockets on the left and right hips.
- Heat-resistant leather is used on the inside of the knee.
- Ballistic nylon with excellent durability is used for the knees.
- Designed for off-road boots. Zipper hem closure for easy on/off of boots.
- Velcro hem can be adjusted for a narrower fit.
- SAS-TEC waist pad (Part No. DG0809-1101) can be installed as an option.
- Option: SAS-TEC waist pad (Part No. DG0809-1101).
- Material 84% polyester, 11% polyurethane, 5% cowhide.

* Please check the sizing with the protector and boots on before purchasing.

Part #	Size	Color
DG0162-001-030	30	Black
DG0162-001-032	32	
DG0162-001-034	34	
DG0162-001-036	36	
DG0162-001-038	38	
DG0162-001-040	40	



Back Style

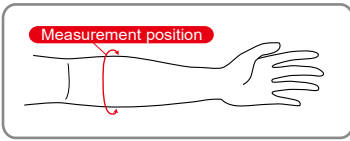


DFG

SHIELD LAYER ELBOW

- Arm sleeve with elbow pad. Stays in place without constriction.
- Light weight and compact design to fit under jersey.
- Made of quick-drying and elasticized material for comfort.
- Available 2 sizes, S/M and L/XL size.
- Comes in pairs.

Part #	Size	Color	Material
DG0802-1101	S / M 23-28cm (9-11 inch)	Black	Nylon/Polyester
DG0802-1102	L / XL 28cm- (10.5 inch)		



AXIS ELBOW GUARD

- Hard shell type.
- Comfort fit design.
- Inner soft shell guards your arm.
- Slits helps remove heat.
- Breathable vented holes.
- Cross type strap attaches tightly on your arm.
- Passed EN1621-1

Part #	Size	Color	Material
DG0803-1101	Adult	Black	Polypropylene
DG0803-1105	Youth / Women		



AXIS KNEE/SHIN GUARD

- Hard shell type.
- 3 straps hold tightly on your legs.
- Inner soft shell protects knee and shin.
- Vented holes for breathability and comfort.
- 2 piece AXIS SHIN GUARD helps body action.
- Passed EN1621-1

Part #	Size	Color	Material
DG0803-3101	Adult	Black	Polypropylene
DG0803-3105	Youth / Women		



DFG

AXIS RIDING BELT

- Waist supporter designed for riding.
- Exclusive design 'Ride fit curve' is hard to shift and supports the waist without hindering leg movements.
- Breathable with stretch mesh panels on both sides.
- Hold firmly with the upper double support belt.
- Six stays support the entire back.
- With a convenient loop that can be hooked to a hook when the belt is removed.
- Ride fit curve
- Firmly supports the waist without disturbing the movement of the legs

Part #	Size	Color	Material
DG0601-1011	8 inch S / M (28 -32inch)	Black	Polyester
DG0601-1012	8 inch L / XL (34-38inch)		
DG0601-1021	6 inch S / M (28 -32inch)		
DG0601-1022	6 inch L / XL (34-38inch)		





DFG
KNEE BRACE HINGE COVER

- Neoprene protector covers for knee braces hinge prevents damage your riding pants and your motorcycle.
- Ballistic nylon on out side for durability and wear resistance.
- Inside cover where contact with knee brace hinge comes with silicon grip, that keeps protector stays on the hinge.
- Comes in pairs.

Part #	Size	Color	Material
DG0502-1011	W:7cm H:9.5cm	Black	Chloroprene



DFG
MUDPASS GAITER 2.0

- Prevents mud and water entering in between the boots and MX pants.
- Uses waterproof, stretch fabric (chloroprene).
- Wrap type provides quick and smooth removal.
- Velcro provides free tightening adjustment.
- Ballistic nylon with high strength and durability. - Free size

Part #	Color	Size	Material
DG2251-0211	Black/Black	L : 60cm H : 18cm	Chloroprene



DFG
AIRFLOW PLUS SOCKS

- The arch and ankle support do not interfere with the movement by proper tightening, reducing the fatigue of the foot.
- Thick pile processing is applied to the whole to protect the feet from interference and vibration from protectors.
- Below knee length.
- Comfortably supports the arch and ankle.

Part #	Size	Color	Material
DG1111-1041	S / M (23cm~26cm)	Grey	Polyester
DG1111-1042	L / XL (26cm~29cm)		



Silicon print.



Short type



Long type
(Knee length)

DFG
RACING TABI SOCKS

- Japanese traditional socks "Tabi," are socks in which the toes are bifurcated where one toe gusset is used for first toe, provides better traction and foot sensitive control.
- "Tabi" socks are developed for motorcycles using these advantages for smooth weight shifting and sensitive brake and shift pedal control.
- Short length design is best used with DFG inner pants to prevent the socks from slipping down and prevent uncomfortable layer build up with the inner pants.
- Long length type is designed to use with short inner pants.
- The material thickness provides a natural fit feel.

Part #	Type	Size	Material
DG1103-1041	Short	S / M (23-26cm)	Polyester
DG1103-1042		L / XL(26-29cm)	
DG1103-2041	Long	S / M (23-26cm)	
DG1103-2042		L / XL(26-29cm)	



DFG
CHEST CORE PROTECTOR

- Chest protector designed to use with DFG riding jackets.
- 3 layer protection core materials ease impact in the event of crash or fall.
- Can be used with Ranger jacket, Navigator Cool jacket and Explorer Air jacket.

Part #	Size	Color
DG0203-0101	One Size	Black

SAS-TEC
body protection systems

DFG
OPTION PAD

- SAS-TEC waist pad
- A foam that slowly follows slow movements and instantly cures (hardness changes) when hit quickly. Since it is soft and light, it is ideal for motor sports where ease of movement is important.
- Can be attached to riding pants and inner pants that support optional pads.
- Correspondence: Winter ride riding pants

Part #	Size	Quantity
DG0809-1101	W:13cm H:15cm	2



DFG RACING SHIRTS COOL

- Excellent sweat absorption and quick dry material keeps your body cool by evaporating sweat. Provides comfort during your ride.
- Larger mesh panel used under shoulders and back for efficient ventilation.
- For all season use, even in a hard riding in cold weather conditions.

Part #	Size	Color	Material
DG1222-0023	S	Black	Polyester
DG1222-0024	M		
DG1222-0025	L		
DG1222-0026	XL		
DG1222-0027	XXL		



Back Style



Larger mesh panel used under shoulders and back.

DFG RACING PANTS COOL

- Riding-specific inner pants designed for hard movement during races
- Excellent breathability ensures comfortable riding even in hot weather.
- The inner thigh seams are positioned to avoid friction with the seat, and are designed specifically for motorsports.
- Minimized seams from the knees down to reduce discomfort caused by interference from knee braces, knee shin guards, etc.
- Anti-bacterial and deodorizing treatment is applied to maintain cleanliness.

Material

Body : 85% polyester, 15% spandex
 Mesh : 90% polyester, 10% spandex

Do not use bleach as it may cause the print to peel.
 Please read the precautions on the laundry label before care.

Part #	Size	Color	Material
DG1211-0013	S	Black	Polyester
DG1211-0014	M		
DG1211-0015	L		
DG1211-0016	XL		
DG1211-0017	XXL		



GELPAD Available



SAS-TEC OPTION PAD(DG0809-1101)

DFG SWEAT CAP

- Sweat cap especially designed for MX and motorsport riding.
- Wear the sweat cap under your helmet to prevent sweat from getting inside your goggles and/or eyes.
- High water absorption microfiber fabric is placed inside the head band to absorb sweat during your ride.
- Cap body is made of high breathable mesh for comfort.
- Best to use for hard riding in summer and winter seasons.

Part #	Size	Color	Material
DG1205-0023	S / M	Black	Polyester
DG1205-0024	L / XL		



Back Style

Cap body is made of high breathable mesh.



High water absorption microfiber fabric is placed inside the head band.



THERMOLITE®

DFG
NEO FIT SHIRTS Thermal-Longsleeve

- Long sleeve inner shirt made of THERMOLITE for warmth, moisture absorption and quick drying in cold weather condition.
- Keeps your body warm by removing moisture during your ride.
- Breathable raised fabric on the back keeps your body warm and dry.
- Lightweight padded elbows, the best under shirt to use in cold weather riding.

Part #	Size	Color	Material
DG1202-0013	S	Black	Polyester
DG1202-0014	M		
DG1202-0015	L		
DG1202-0016	XL		



COOLMAX Pad

COOLMAX®



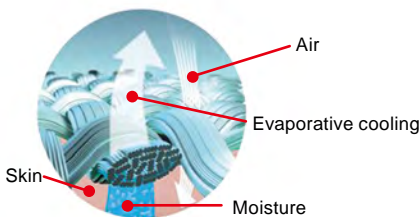
Removable Pad

THERMOLITE®

DFG
NEO FIT PANTS Thermal

- Constructed of thermal, quick drying material for winter riding.
- Material keeps dry to prevent cooling by body perspiration.
- Thick wind-proof material and raised lining fabric keeps your body warm on winter rides.

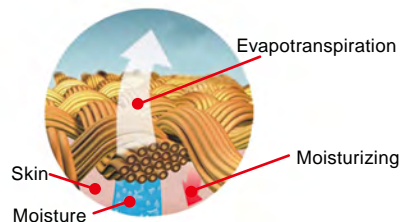
Part #	Size	Color	Material
DG1201-1113	S	Black	Polyester
DG1201-1114	M		
DG1201-1115	L		
DG1201-1116	XL		



COOLMAX®

COOLMAX

Coolmax is a high-performance material with the threat of quick-drying performance that is 6 times that of cotton. There are four grooves in one fiber, and the capillary action allows sweat to diffuse quickly. The diffused sweat evaporates while taking away the temperature of the body surface due to the heat of vaporization, resulting in a high cooling effect.



THERMOLITE®


THERMOLITE

Thermolite is a high-performance material that has macaroni-shaped fibers and has excellent heat retention and quick-drying properties. Warm air can be retained in the hollow part of the fiber, so the warmth is maintained. In addition, it has a quick-drying performance that is 1.5 times faster than cotton, preventing sweat chills during exercise. Even in sports with intervals, the inside is always warm and dry.

Anti-fog processed model with both functionality and fit



White



DFG SPEED GOGGLE JP

- Speed goggles with simple pursuit of necessary features.
- Anti-fog coating on the inside of the lens prevents fogging and obstructs vision.
- Three-layer foam of varying densities with excellent water absorption provides a soft fit.

Part #	Color / Lens
DG1304-0100	Black / Clear Lens
DG1304-0200	White / Clear Lens
DG1304-0300	Red / Clear Lens
DG1304-0400	Blue / Clear Lens
DG1304-0500	Yellow / Clear Lens
DG1304-0600	LM-Green / Clear Lens
DG1304-0700	Orange / Clear Lens
DG1304-0800	LT-Blue / Clear Lens



Black



Orange



Red



Yellow



LM-Green



LT-Blue



Blue

Visibility from mud! A strong ally in off-road racing!



Blue



DFG SPEED GOGGLE ROLL OFF JP

- Speed goggles with roll-off kit as standard equipment.
- When mud adheres to the lens and obstructs vision, a film placed over the lens is rolled off to ensure clear vision at all times.
- The inside of the lens is anti-fog coated to prevent fogging and obstruct vision.


Part #	Color / Lens
DG1314-0100	Black / Clear Lens
DG1314-0300	Red / Clear Lens
DG1314-0400	Blue / Clear Lens



Black



Red



Frame shape fits children's face



LT-Blue



Yellow



Blue



Red

DFG HOPPER GOGGLE JP

- Hopper goggles recommended for kids riders. Protects children's precious eyes from mud splashes, dust, and UV rays when riding.
- Anti-fog coating on the inside of the lens prevents fogging and obstructs vision.
- Three-layer foam of different densities with excellent water absorption properties provides a soft fit. Bright, powerful colors make you look cool like a hero.

Part #	Color / Lens
DG1307-0300	Red / Clear Lens
DG1307-0400	Blue / Clear Lens
DG1307-0500	Yellow / Clear Lens
DG1307-0800	LT-Blue / Clear Lens



DFG DUAL RACE LENS for SPEED JP

Part #	Lens
DG1421-0501	Clear



DFG RACE LENS for SPEED JP

Part #	Lens	Part #	Lens
DG1421-0201	Clear	DG1421-0301	Revo Silver mirror
DG1421-0203	Gray	DG1421-0302	Revo Gold mirror
DG1421-0204	Blue	DG1421-0305	Revo Blue mirror



DFG LENS for SPEED JP

Part #	Lens
DG1421-0101	Clear
DG1421-0102	Gray



DFG TEAR OFF SET for SPEED 20PK JP

Part #
DG1422-0101



DFG NOSE GUARD for SPEED JP

Part #
DG1423-0101



DFG LENS for HOPPER JP

Part #	Lens
DG1471-0101	Clear
DG1471-0102	Gray



DFG ROLL OFF CANISTER L/R SET JP

[DG1430-0221](#)



DFG ROLL OFF CLEAR LENS JP

[DG1430-0101](#)



DFG ROLL OFF FILM JP

DG1430-0122	3 pk
DG1430-0121	6 pk



DFG ROLL OFF TEAR OFF FILM 20PK JP

[DG1430-0211](#)



DFG ROLL OFF VISOR 3PK JP

[DG1430-0111](#)



DFG ROLL OFF KIT for SPEED GOGGLE JP

- Roll-off kit exclusively for speed goggles.
- When mud adheres to the lens and obstructs vision, the film placed over the lens is rolled off to ensure clear vision at all times.
- The inside of the lens is anti-fog coated to prevent fogging and obstruct vision.

Part #
DG1430-0211





Custom capacity in any combination!
Highly feature touring bag

DFG
MODULE MOTO PACK JP

MODULE MOTO PACK comes in three different sizes and can be combined with each other or with attachments to customize the total capacity to your preference. The bags can be connected to each other to suit different situations one bag for commuting to work, school, or day trips two bags for one or two nights three bags for overnight camping tours and so on.



MODULE MOTO PACK 7.5

Waterproof touring bag in 7.5L size, ideal for casual outings with a small amount of luggage.

Color	Black
Capacity	7.5 L
Size	W230 x D105 x 310 (mm)
Material	Tarpaulin,polyester(900D)
Accessories	2 Load belt kits
Part #	DG2811-0007

MODULE MOTO PACK 15

15L size waterproof touring bag, ideal for a little more luggage, such as a light jacket or simple equipment.

Color	Black
Capacity	15 L
Size	W230 x D160 x 390 (mm)
Material	Tarpaulin,polyester(900D)
Accessories	2 Load belt kits
Part #	DG2811-0015

MODULE MOTO PACK 30

Waterproof touring bag in 30L size, ideal for carrying large items or a lot of luggage.

Color	Black
Capacity	30 L
Size	W300 x D220 x 460 (mm)
Material	Tarpaulin,polyester(900D)
Accessories	2 Load belt kits
Part #	DG2811-0030

Loading with 4 bags



Loading with 3 bags



Loading with 2 bags



Loaded forward as a side bag





Attach the supplied loading belts to the rear carrier or other frame. (4 places).



Insert the stretch belt into the slit of the bag to be loaded. (2 places)



Two loading belts attached to each bag.



PALS webbing is placed on the side of the bag. Ideal for attaching small items such as hats, keys, etc. using carabiners, etc. The 15L and 30L bags also have pulse tape on the top and bottom, making it convenient for attaching folded jackets and other items.



The slit on the front of the bag through which the loading belt is threaded is made of tarpaulin with excellent tearing strength.



Separate waterproof inner bag (PU coated) can be easily removed. The zipper at the connection is not waterproof.



A pocket on the front of the bag is convenient for storing small items, and a watertight zipper is used for superior waterproofing.



LOADING BELT KIT

Part #	Size
DG2871-0007	7.5 L
DG2871-0015	15L
DG2871-0030	30L



Optional backpack straps that can be carried after getting off the bike. Convenient for everyday use.



Optional shoulder strap to carry it around after getting off the bike. Convenient for everyday use.



BACKPACK STRAP 15/30

Part #
DG2861-0015



SHOULDER STRAP 7.5

Part #
DG2861-0007

Custom capacity in any combination! Highly functional touring bag



Ducati SIDE BAG BASE ON-ROAD TYPE

- Special attachment for using the Module Moto Pack 7.5/15 as a side bag.
- Attached to the vehicle body, it serves as a mounting base to attach the Module Moto Pack.
- By loading the luggage in a lower position, a lower center of gravity is achieved, allowing for a more stable ride.
- General-purpose design allows installation on a wide variety of on-road bikes.
- Easy installation without tools.

Part #	Size(not include belt)
DG2891-0001	W370mm×H190mm



Ducati SIDE BAG BASE OFF-ROAD TYPE

- Special attachment for using the Module Moto Pack 7.5/15 as a side bag.
- Attached to the bike body, it serves as a mounting base to attach the Module Moto Pack.
- By loading the luggage in a lower position, a lower center of gravity is achieved, allowing for a more stable ride.
- Also, the motopack is installed diagonally so that it does not interfere with front/rear movement when standing, emphasizing dirt riding.
- Easy installation without tools.

Part #	Size(not include belt)
DG2881-0001	W840mm×H380mm

[Caution ON-ROAD and OFF-ROAD]
Please make sure that there is enough space between the muffler and the bag for installation. If the product comes in contact with a hot spot, it may melt and open a hole. Please take measures against heat especially in summer when the muffler is prone to high temperatures. If the belt is long, adjust the length by making heat cuts according to the vehicle. Be sure to install the belt so that it does not cover any lights. To avoid contact with the tires while driving, we recommend the use of side bag supports, etc.

[Conformance OFF-ROAD]
CRF250L / CRF250RALLY, SEROW250 / WR250R/X / Tenere700, KLX250 / D-TRACKER X / KLX230 *Africa Twin is not applicable. *For SEROW250/WR250R/X, use the stock muffler and stock heat guard.

Plasma ions and large air volume quickly deodorize and dry helmets and gloves!

DFG DEODORIZER

High airflow! Speedy drying inside the helmet.
 Plasma discharge releases ions and radical active species to oxidize and decompose mold fungi and allergens. USB power supply allows use of your own smartphone charging adapter or mobile battery power source.
 The included glove holder can be used to deodorize and dry gloves.



Air Volume Adjustment

Weak / Medium / Strong
 3 steps adjustment.



Timer Adjustment

1/3/6 hours
 3 steps adjustment.

[Product Contents]

- Main body x 1
- Decal kit
- Glove holder x 2
- USB cable (Type A - Type C 1.5m) x 1
- Power adapter is not included. Please use a commercially available product.
- Body size: W215 x D265 x H110 (mm)
- Main unit weight: 760g
- Power supply DC5V2A/USB C type
- Supported power supply USB DC5V 2A or more adapter use.
- *USB Power Delivery power supply not supported.
- Power consumption 7.6W(airflow, high)



Color Red
 Part # [DG2902-0012](#)



Color Blue
 Part # [DG2902-0013](#)



Color Green
 Part # [DG2902-0014](#)



Color Yellow
 Part # [DG2902-0015](#)



Color Orange
 Part # [DG2902-0016](#)



Color BMP/Pink/
 Cyan
 Part # [DG2902-0021](#)

[Caution]

- *Not for use with boots or shoes.
- *This product is not waterproof. Do not use in damp areas such as bathrooms, around water, or outdoors in the rain. Also, do not dry helmets or gloves that are wet to the level of dripping. It may cause malfunction.
- *When drying a helmet, please use it with the shield open or goggles removed.

[Frequently Asked Questions]

Q: The unit stops when the air speed is set to "strongest" among the three levels.
 This symptom occurs when an adapter with insufficient output, such as 1A, is used. Please make sure that you are using a power adapter that is DC5V / 2A or higher as specified by us. The adapter that comes with the iPhone is 1A.

<Example of symptoms confirmed by our company>

- Power on: No problem
- Power on low: No problem
- Airflow medium: No problem
- Air flow on high: Air flow becomes low. Stops and returns to the energized state.

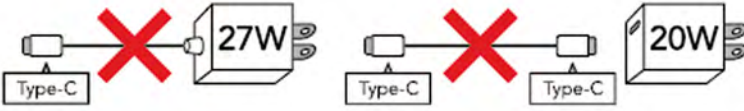
Q: It does not work at all when turned on.
 The product is not compatible with "USB PD (PowerDelivery = Power Delivery)" standard chargers that enable high-speed charging. The power supply is being denied to protect the circuitry because more power is being supplied than is required by the product. Please use the USB cable included with the product and a 2A or higher charging adapter or mobile battery.



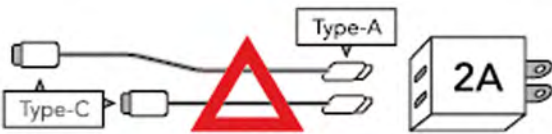
Murata's ionizer technology is used.

*Ionissimo® is a registered trademark of Murata Manufacturing Co.

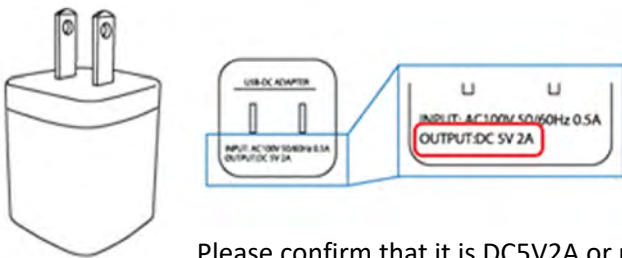
[Example of power delivery power supply]



*This adapter will not work.



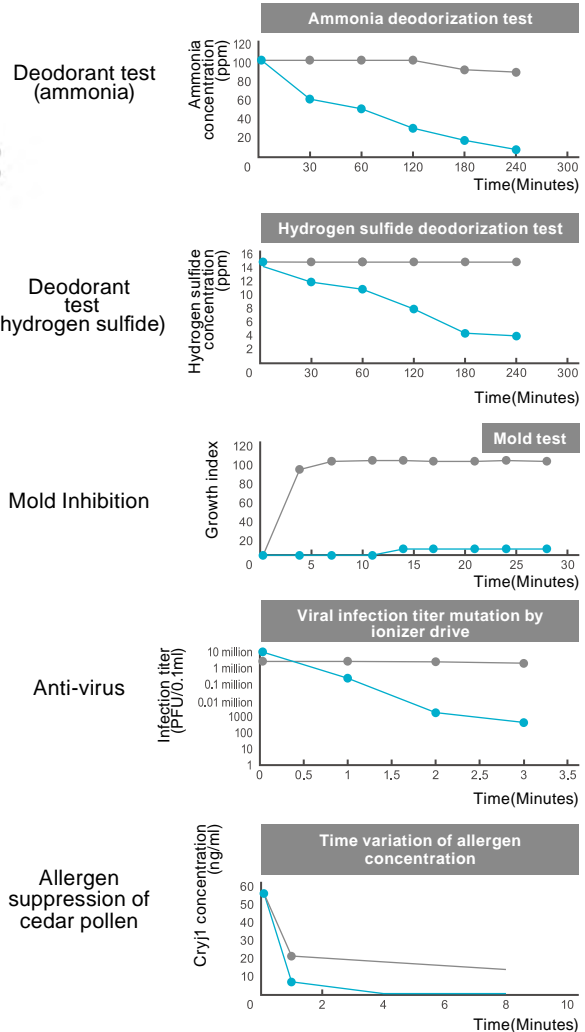
*The system may not work when connected to multiple devices.



Please confirm that it is DC5V2A or more.

Ionissimo® is a plasma ion generator developed by Murata Manufacturing Co. The ionizer technology employed releases ions and radical active species through plasma discharge, which adhere to mold fungi and allergens and decompose them with participation.

Ionissimo® Effect



*The above data is based on the results of device verification under specific conditions.
 *Effectiveness is not guaranteed.
 *Not all gold and viruses are eliminated.



DFG HELMET BAG JP

- Sponge foam outside of the bag absorbs shock protection.
- Soft fabric inside of the bag protects the helmet.
- Outer pocket is convenient for storing accessories such as goggles.

Part #	Size	Color	Material
DG2802-0011	W : 36cm H : 32cm D : 25cm	Black/Red	Polyester




FUNCTION

Waterproof	Real leather	Draping	Sufficient space
Waterproof *1	Compatible with smartphone	2-way stretch structure	Ventilation structure
Waterproof breathable fabric Coating	CE certified (protector)	4-way stretch structure	Large ventilation
Windproof fabric	Compatible with Chest core protector (DG0203-0101)	Reflector	Compatible with off-road boots in
Woman Size	For youth/Kids size	360° reflector	Compatible with off-road boots out

MATERIAL



■ **COOLMAX**
Coolmax is a high-performance material with the threat of quick-drying performance that is 6 times that of cotton. There are four grooves in one fiber, and the capillary action allows sweat to diffuse quickly. The diffused sweat evaporates while taking away the temperature of the body surface due to the heat of vaporization, resulting in a high cooling effect.



■ **THERMOLITE**
Thermolite is a high-performance material that has macroni-shaped fibers and has excellent heat retention and quick-drying properties. Warm air can be retained in the hollow part of the fiber, so the warmth is maintained. In addition, it has a quick-drying performance that is 1.5 times faster than cotton, preventing sweat chills during exercise. Even in sports with intervals, the inside is always warm and dry.

1680D BALLISTIC POLYESTER

■ 1680D ballistic polyester
Polyester fabric with excellent abrasion resistance. It has both durability and flexibility.



■ **SAS-TEC pad**
Foam that slowly follows slow movements and instantly cures (hardness change) in case of fast impact. Since it is soft and light, it is ideal for motor sports where easy movement is important.

SIZE CHART

JACKET

	(cm)								
	S	M	MB	L	LB	XL	XLB	2XL(XXL)	3XL
Height	160-170	165-175	-	170-180	-	175-185	-	180-190	185-195
Chest	84-92	88-96	98-106	92-100	102-110	96-104	106-114	100-108	104-112
Waist	70-78	74-82	84-92	78-86	88-96	82-90	92-100	86-94	90-98

INNER SHIRTS


	(cm)				
	S	M	L	XL	XXL(2XL)
Height	155-165	165-175	170-180	175-185	180-190
Chest	82-87	87-92	82-97	97-102	102-107
Waist	68-73	73-78	78-83	83-88	88-93

PANTS

	(cm)						
Inch	28	30	32	34	36	38	40
Weist	69-74	74-79	79-74	84-89	89-94	94-99	99-104
Hip	83-91	88-96	93-101	98-106	103-111	108-116	113-121
Under Shares *1	76	78	80	80	80	82	82

Under Shares (Actual Size)*1 Winter ride pants trail

Measurement position



SHIELD LAYER ELBOW

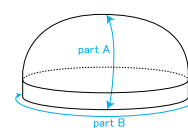
	(cm)	
Size	S/M, Youth/Women	L/XL
	23 - 28	28 -

*When measuring the size, please measure 5 cm below the elbow.

SWEAT CAP

	(cm)		(cm)	
Size	S/M	L/XL	S/M	L/XL
Maximum size	52 - 58	56 - 62	15	16
Stretch width	48 - 58	52 - 62	48	52
	- 58	- 62		

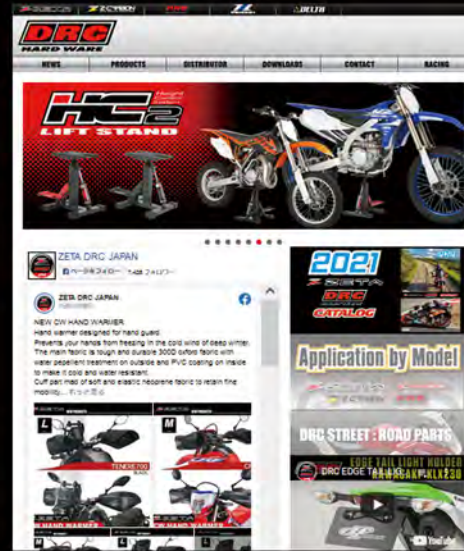
* Please measure the circumference of your head.



DISTRIBUTORS

Region	Country	Customer	Website
North America	Canada	Region	Country
North America	Canada	Kimpex	kimpex.com
North America	USA	Western Power Sports	wps-inc.com
North America	USA	Langstonmotorsports	langston-motorsports.com
North America	USA	Superbike Unlimited	superbikeunlimited.com
North America	USA	Chaparral Motorsports	chapmoto.com
North America	USA	Tokyomods	tokyomods.com
Central America	Guatemala	VRC	motoshopvrc.com
South America	Argentina	BYCAP	bycap.com.ar
South America	Brazil	Jarva Imports	jarvainports.com.br
South America	Chile	PALMAX	palmax.cl
Europe	Austria	AUNER	auner.at
Europe	Belarus	MEFO Sport Polska	mefo.pl
Europe	Belgium	HOCO PARTS	hocoparts.com
Europe	Bulgaria	Bobi MX	bobimx.com
Europe	Cyprus	Japan Motor show	
Europe	Czech	MTZ MOTOTECHNIKA	mototechnika.cz
Europe	Denmark	EMX Racing	emx.se
Europe	Finland	EMX Racing	emx.se
Europe	France	ADB Distribution (Street)	pam-racing.com
Europe	France	BtoBMoto	btobmoto.fr
Europe	France	BUD Racing	bud-racing.com/fr
Europe	France	SDG DISTRIBUTION	sdgdistribution.fr/en
Europe	France	DRAGON TEK	dragontek.fr/shop
Europe	Germany	DIRTFREAK Germany (Moto Studio)	dirtfreak.de
Europe	Greece	J.ZORZOPOULOS	tzortzopoulos.gr/newsite
Europe	Greece	MOTO MARKET	motomarket-shop.gr/en
Europe	Hungary	MxGuards Store and Service	mxguards.com
Europe	Iceland	NITRO	nitro.is
Europe	Italy	RINOLFI	rinolfi.it
Europe	Latvia	VILDERS	vilders.lv
Europe	Lithuania	MOTO CENTER	motocenter.lt/lt
Europe	Netherlands	HOCO PARTS	hocoparts.com
Europe	Norway	RUCO	ruco.no
Europe	Poland	MEFO Sport Polska	mefo.pl
Europe	Portugal	MULTIMOTO MOTOR PORTUGAL	multimoto.pt
Europe	Romania	PRO RACING SHOP SRL	ktmexc.ro
Europe	Russia	FOKSMOTO	foksmoto.ru
Europe	Russia	PILOT MOTO RUSSIA	pilotmoto.ru
Europe	Russia	NIKAMOTO	nikamoto.ru
Europe	Russia	SM MOTORS, LLC	sm-motors.ru
Europe	Slovakia	MEFO Sport Polska	mefo.pl
Europe	Slovenia	Moto EX Treme	motoextreme.si
Europe	Spain	Totimport	totimport.com
Europe	Spain	Mundo Talio	talio.net
Europe	Sweden	EMX Racing	emx.se
Europe	Switzerland	Hostettler	hostettler.com
Europe	Tuekey	YILDIRIM MOTOR	motoyildirim.com
Europe	UK	MADISON	madison.co.uk
Europe	Ukraine	Motoequip company	zeta-racing.com.ua
Africa	South Africa	Langston Racing Imports South Africa	langstonmotorsports.co.za
Middle East	Israel	OFNOIT LTD	ofnoit.co.il
Middle East	Saudi Arabia	Bike Moto Shop	www.instagram.com/bike.moto.shop
Middle East	United Arab Emirates	SRG Motorsports	srg-motorsports.com
Oceania	Australia	Steve Cramer Products	stevecramerproducts.com
Oceania	New Zealand	White Powersports	whitespowersports.com
Oceania	New Caledonia	SUD MOTORS	
Oceania	Tahiti	LH Racing	facebook.com/LEHARTELSPORTTAHITI
South East Asia	Cambodia	MX ASIA COMPANY Ltd	
South East Asia	Indonesia	Ardians MX shop	ardiansmx.com
South East Asia	Indonesia	PT VARIASI MX	vmx.id
South East Asia	Macau	Rider Square Company Limited	ridersquare.com
South East Asia	Malaysia	RGC SDN. BHD	rgcsb.com
South East Asia	Philippines	FREAK TECH MOTORCYCLE TRADING	facebook.com/freaktechmotorcycletrading
South East Asia	Philippines	MOTOWERX Motorcycle Accessories Shop	
South East Asia	Singapore	Ideal Motor Sport Pte Ltd	idealmotorsport.com.sg
South East Asia	Singapore	SPEED ZONE SUPPLY (DELTA)	speedzone.sg
South East Asia	Thailand	Dirt Shop Thailand	dirtshopthailand.com
Asia	China	Green Trail Sports	riding166.com
Asia	Hong Kong	MOTO MART CO. LTD.	
Asia	Japan	DIRTFREAK	dirtfreak.co.jp
Asia	Korea	KR MOTORSPORTS	krmotors.co.kr
Asia	Korea	PLOT KOREA	plotkorea.com
Asia	Korea	JY MOTO	jymoto.co.kr
Asia	Macau	Rider Square Company Limited	ridersquare.com
Asia	Taiwan	A Race International	arace.com.tw

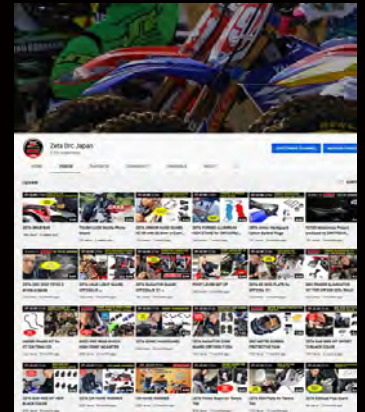
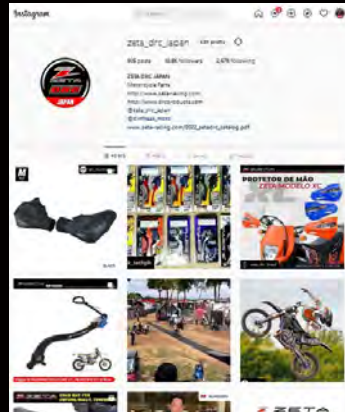
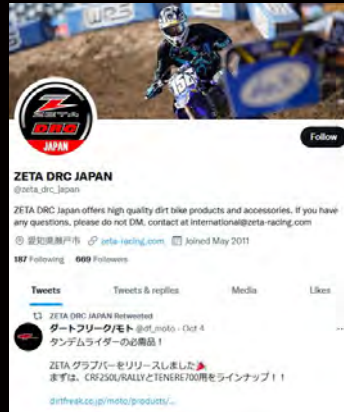
Web Site and Social Media



WWW.ZETA-RACING.COM



WWW.DRCPRODUCTS.COM



zeta_drc_japan



talio

t. 934 400 145
pedidos@talio.net
www.talio.net

DF DIRT FREAK

2-30 Nakamizuno Seto Aichi 489-0005 JAPAN
PHONE : 81-561-86-8390
FAX : 81-561-86-8302 Printed in china DF00-2023

